

US00D663721S

(12) **United States Design Patent**
McManigal et al.

(10) **Patent No.:** **US D663,721 S**
(45) **Date of Patent:** **** Jul. 17, 2012**

(54) **TELEVISION REMOTE CONTROL**

(75) Inventors: **Scott McManigal**, Irvine, CA (US);
Wesley Milora, Irvine, CA (US)

(73) Assignee: **Vizio Inc.**, Irvine, CA (US)

(**) Term: **14 Years**

(21) Appl. No.: **29/384,612**

(22) Filed: **Feb. 1, 2011**

(51) **LOC (9) Cl.** **14-03**

(52) **U.S. Cl.** **D14/218**

(58) **Field of Classification Search** D14/218,
D14/455; D13/168; D21/566; D10/104,
D10/106; 345/169; 348/14.05, 114, 211.99,
348/734; 340/825.24; 341/22; 455/92, 95,
455/128, 151.1-151.4, 352, 355, FOR. 121;
700/65

See application file for complete search history.

(56) **References Cited**

U.S. PATENT DOCUMENTS

D406,589 S * 3/1999 Ito et al. D14/218
D534,900 S * 1/2007 Weitgasser et al. D14/218

D582,895 S * 12/2008 Frazer D14/218
D587,689 S * 3/2009 Hwang et al. D14/218
D609,221 S * 2/2010 Kim et al. D14/218
D618,666 S * 6/2010 Shin et al. D14/218
D628,982 S * 12/2010 Tellier D14/218
D628,986 S * 12/2010 VanDuyn et al. D14/218
D630,188 S * 1/2011 Daniels D14/218

* cited by examiner

Primary Examiner — John Windmuller

(74) *Attorney, Agent, or Firm* — Law Office of Scott C. Harris, Inc.

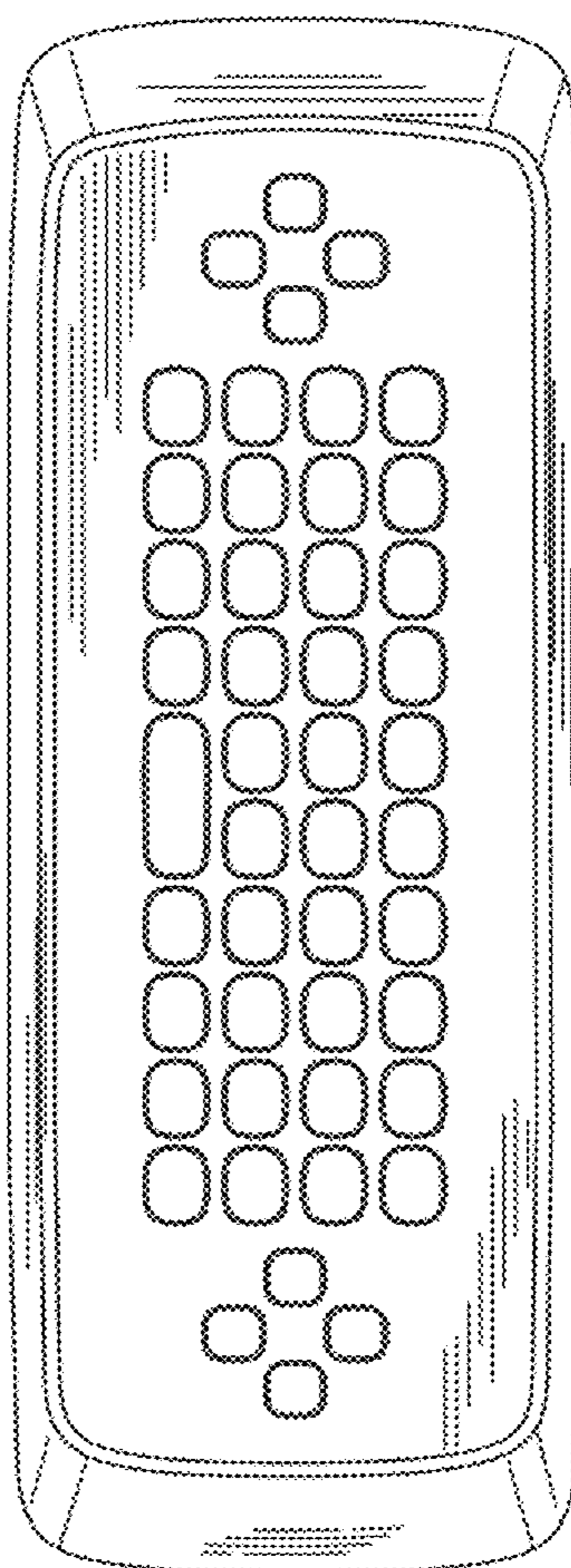
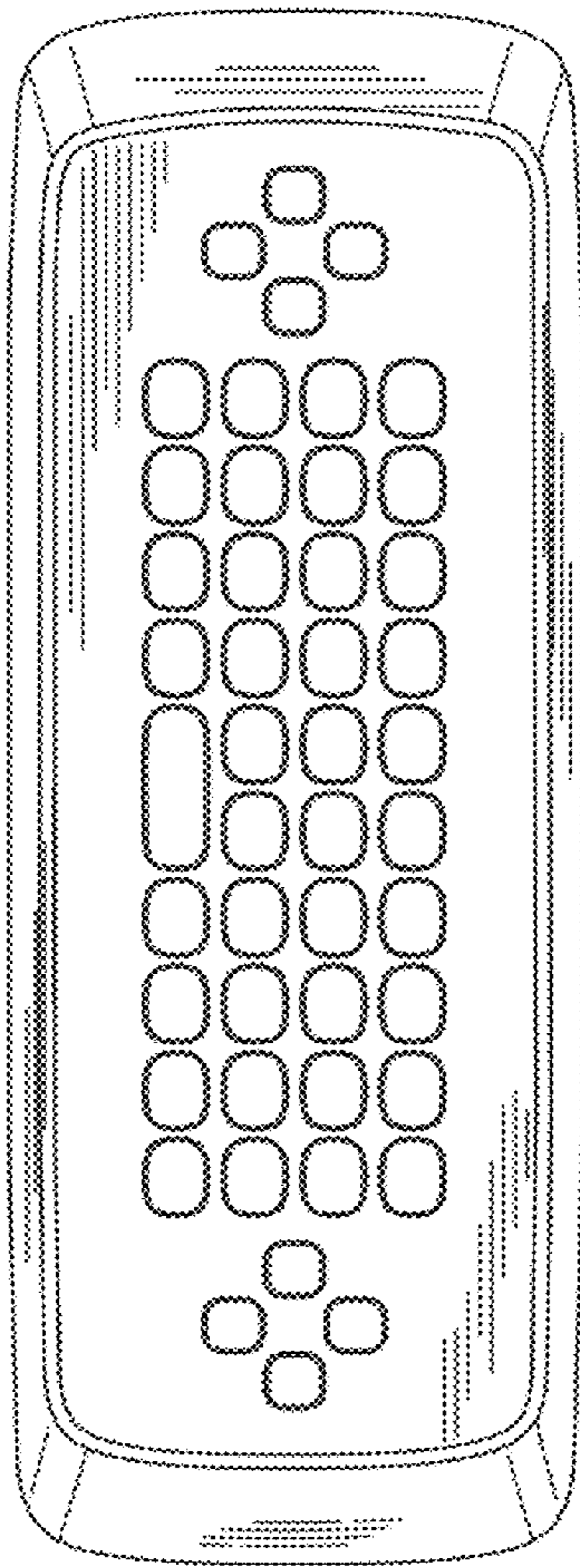
(57) **CLAIM**

The ornamental design for a television remote control, as shown.

DESCRIPTION

FIG. 1 is a perspective view of a television remote control showing our new design;
FIG. 2 is a front elevation view thereof;
FIG. 3 is a rear elevation view thereof;
FIG. 4 is a left side elevation view thereof;
FIG. 5 is a right side elevation view thereof;
FIG. 6 is a top plan view thereof; and,
FIG. 7 is a bottom plan view thereof.

1 Claim, 5 Drawing Sheets



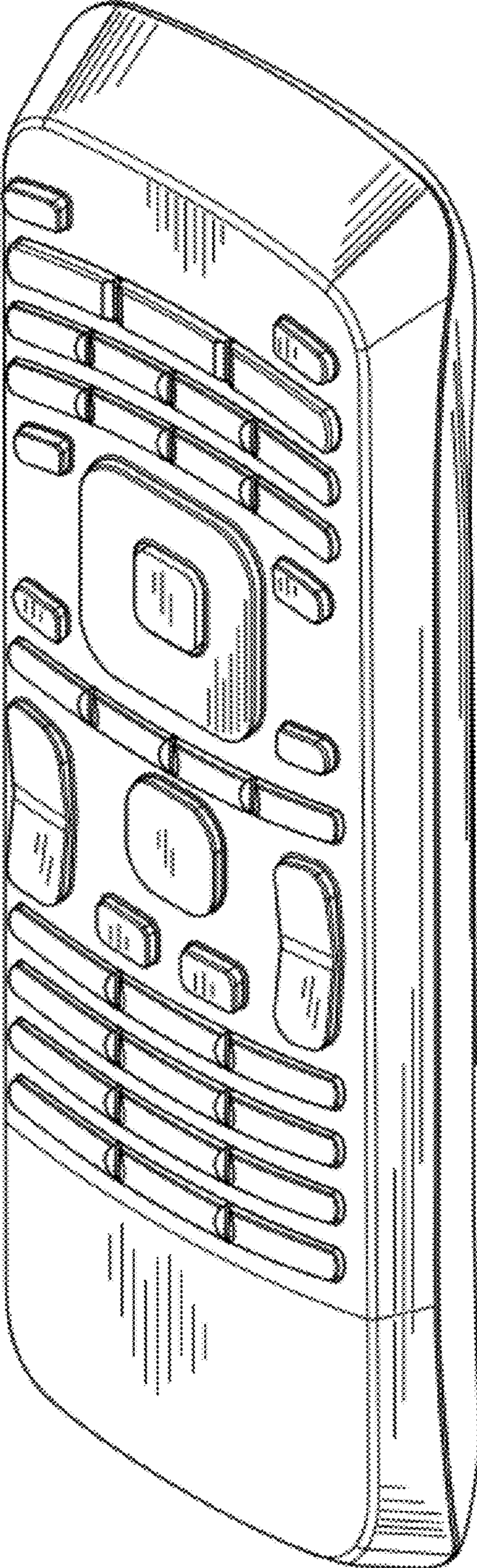


FIG. 1

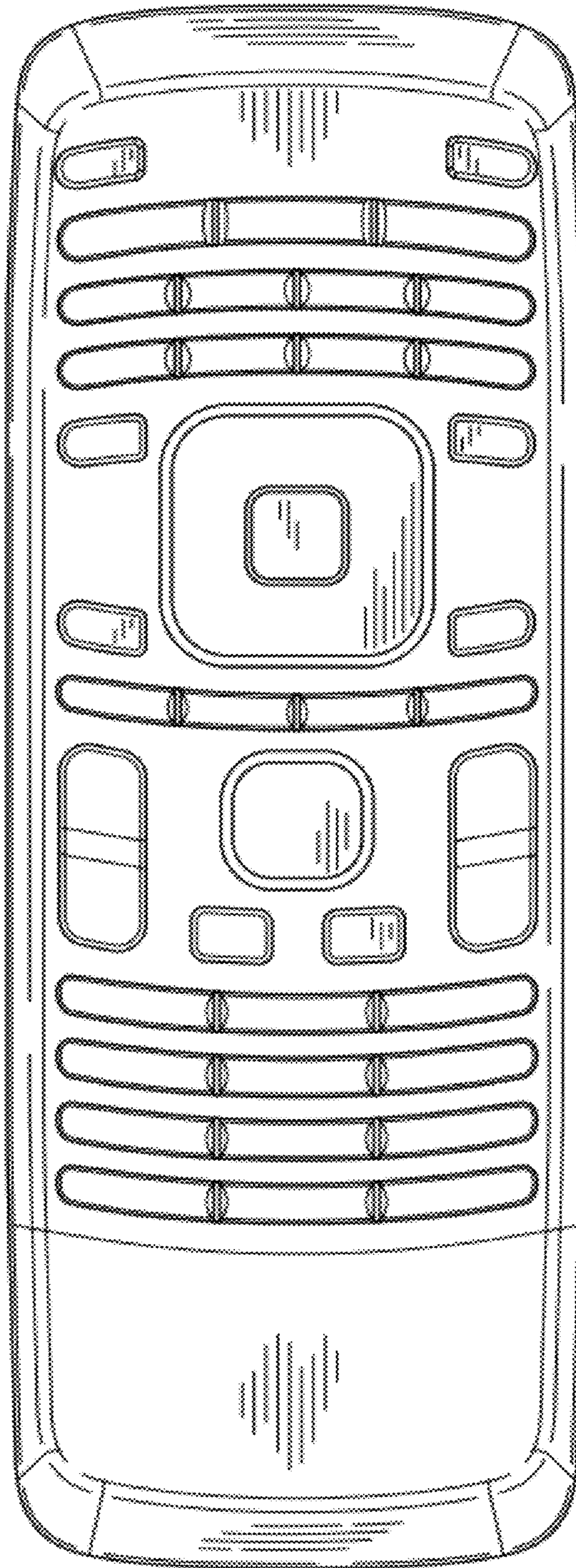


FIG. 2

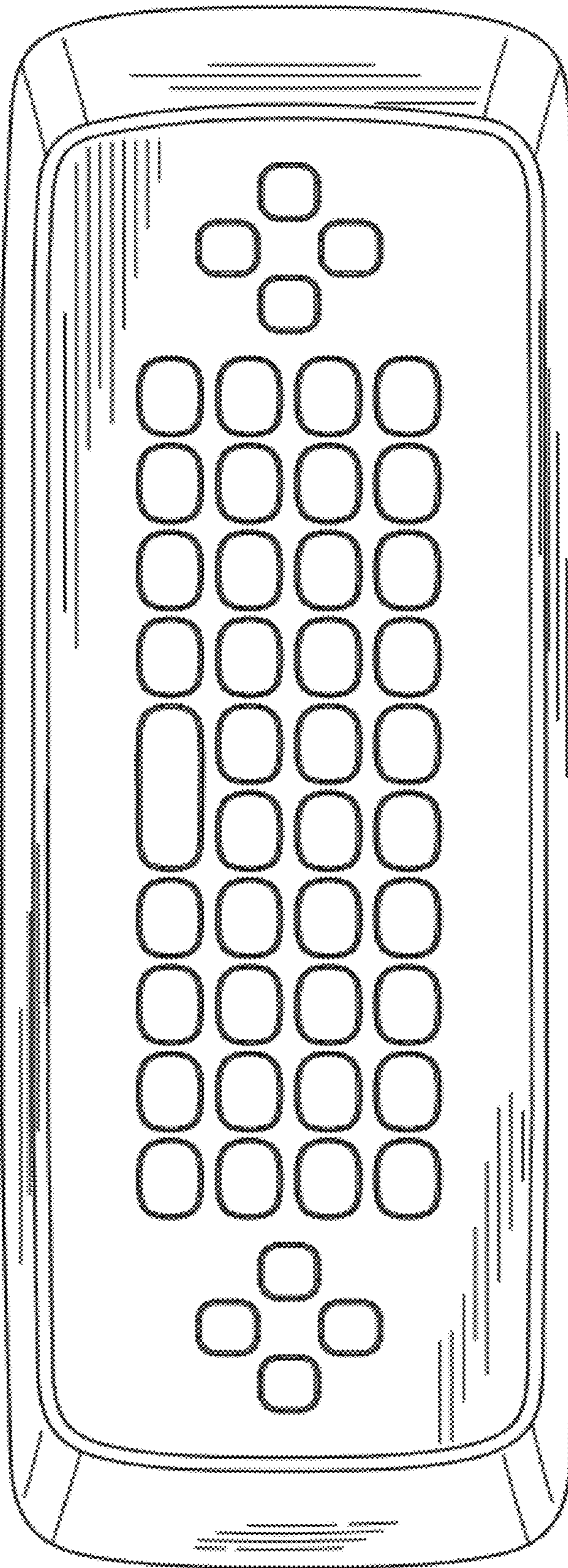


FIG. 3

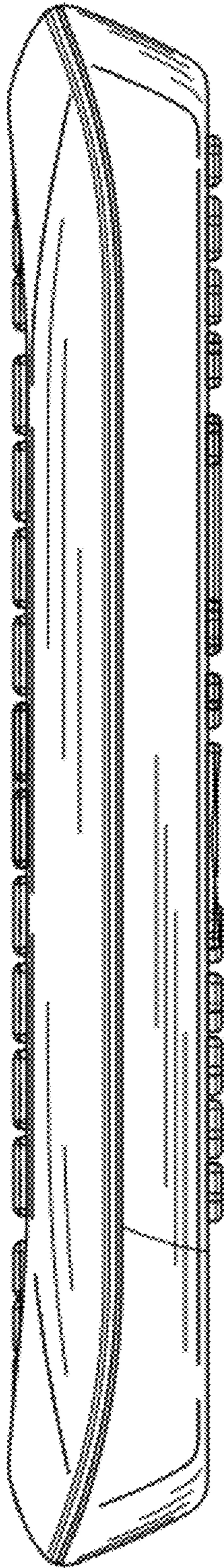


FIG. 4




FIG. 5




FIG. 6




FIG. 7