

US00D663718S

(12) **United States Design Patent**
Jang

(10) **Patent No.:** **US D663,718 S**
(45) **Date of Patent:** **** Jul. 17, 2012**

(54) **PORTABLE AUDIO SYSTEM**

(75) Inventor: **Stuart Raymond Jang**, Waltham, MA
(US)

(73) Assignee: **Bose Corporation**, Framingham, MA
(US)

(**) Term: **14 Years**

(21) Appl. No.: **29/389,754**

(22) Filed: **Apr. 15, 2011**

(51) **LOC (9) Cl.** **14-01**

(52) **U.S. Cl.** **D14/214**

(58) **Field of Classification Search** D14/204,
D14/210–216, 168, 172, 505; 181/143–144,
181/147–148, 150–153, 157, 198–199;
381/300–303, 306, 332–333, 336, 345, 361–364,
381/386–388

See application file for complete search history.

(56) **References Cited**

U.S. PATENT DOCUMENTS

6,314,183	B1	11/2001	Pehrsson et al.	
6,392,871	B1	5/2002	Yanase	
7,095,867	B2	8/2006	Schul et al.	
7,230,822	B2	6/2007	Langberg et al.	
D554,604	S *	11/2007	Sogabe	D14/168
D574,810	S *	8/2008	Tanaka	D14/214
D579,915	S *	11/2008	Yeo	D14/214
D584,287	S *	1/2009	Pauschitz et al.	D14/214
7,636,235	B2	12/2009	Langberg et al.	
7,741,810	B2	6/2010	Jang et al.	
2004/0102211	A1	5/2004	Ishida	
2006/0274910	A1	12/2006	Schul et al.	
2006/0291676	A1	12/2006	Messerle et al.	

2007/0076911 A1 4/2007 Schul et al.
2007/0254695 A1 11/2007 Langberg et al.
2008/0304692 A1 12/2008 Zhang

FOREIGN PATENT DOCUMENTS

GB 2424339 A 9/2006

OTHER PUBLICATIONS

Apple Smart Cover. iPad.<http://www.apple.com/ipad/smart-cover/>,
retrieved Apr. 9, 2012.

Altec Lansing, inMotion Compact IMT320 Home Speakers, <http://www.alteclansing.com/ae/us/home-speakers/inmotion+reg-compact-imt320/inv/imt3> . . . Retrieved Apr. 9, 2012.

* cited by examiner

Primary Examiner — Prabhakar Deshmukh

(74) *Attorney, Agent, or Firm* — Bose Corporation

(57) **CLAIM**

The ornamental design for a portable audio system, substantially as shown and described.

DESCRIPTION

FIG. 1 is a perspective view of a portable audio system as seen from the front, top and side;

FIG. 2 is a front view thereof;

FIG. 3 is a back view thereof;

FIG. 4 is a top view thereof;

FIG. 5 is a bottom view thereof;

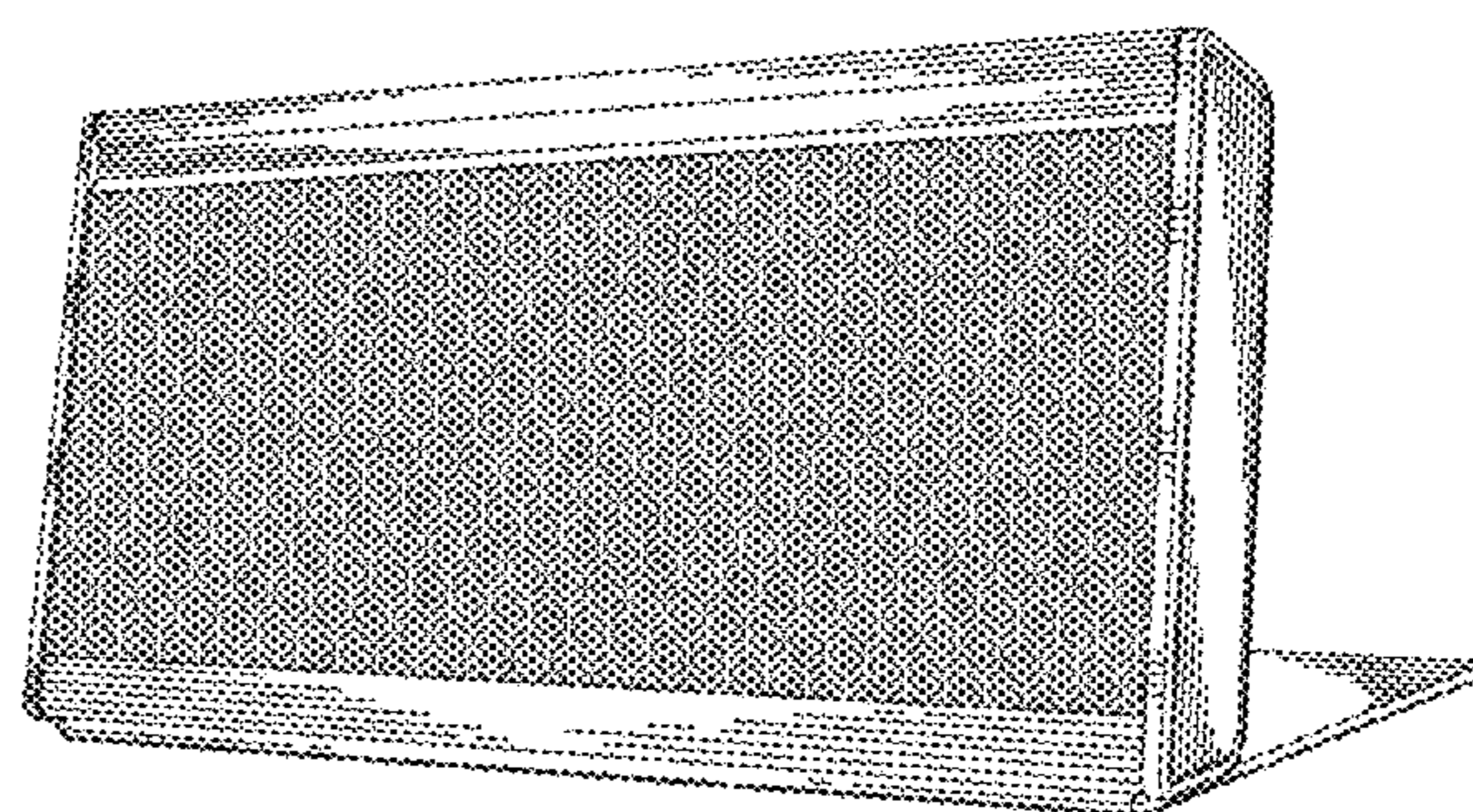
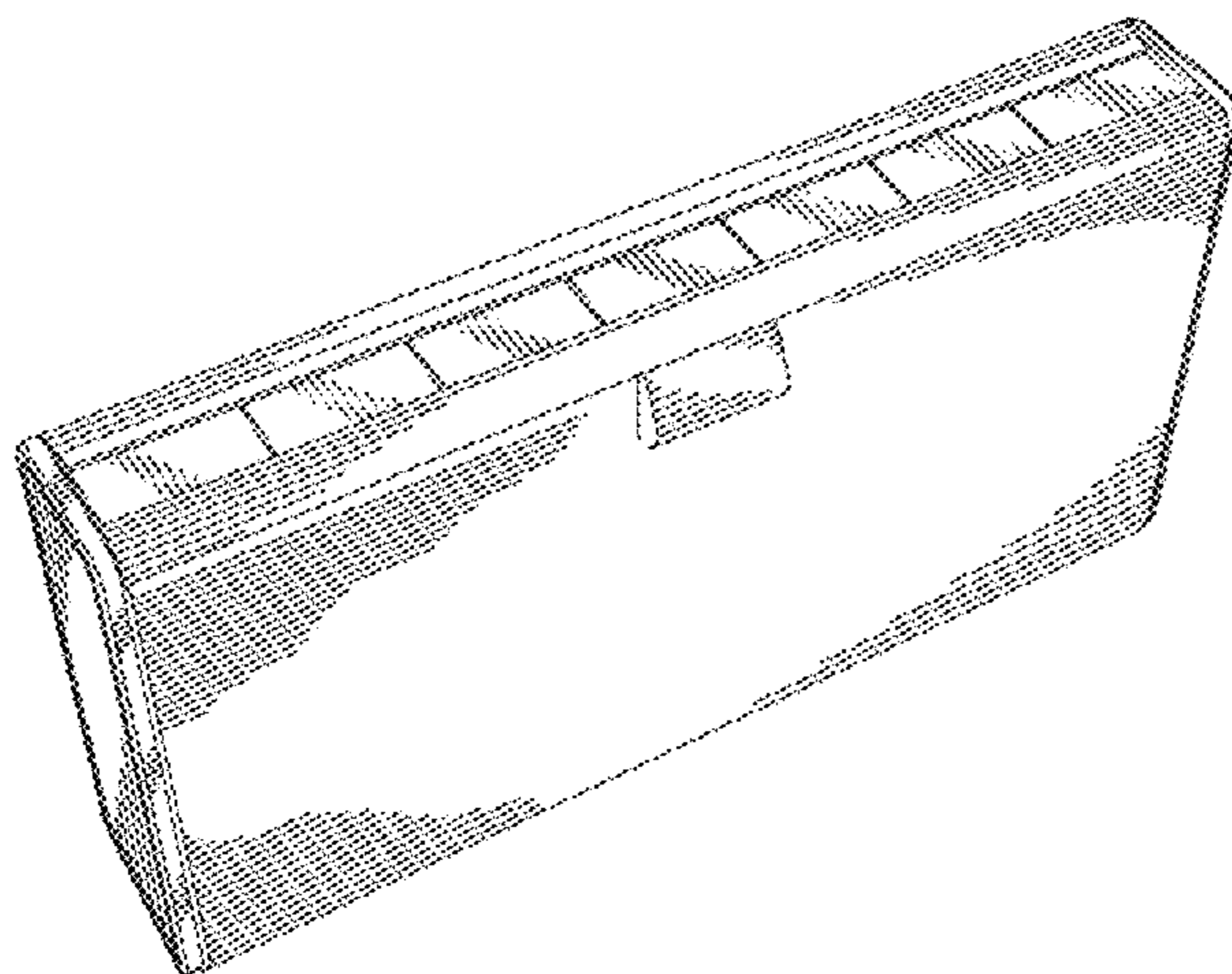
FIG. 6 is a side view thereof;

FIG. 7 is an opposite side view thereof; and,

FIG. 8 is a perspective view of an alternative configuration of the Portable Audio, as seen from the front, top, and side.

The dotted line portions of the drawings represent environmental structure only and form no part of the claimed design.

1 Claim, 6 Drawing Sheets



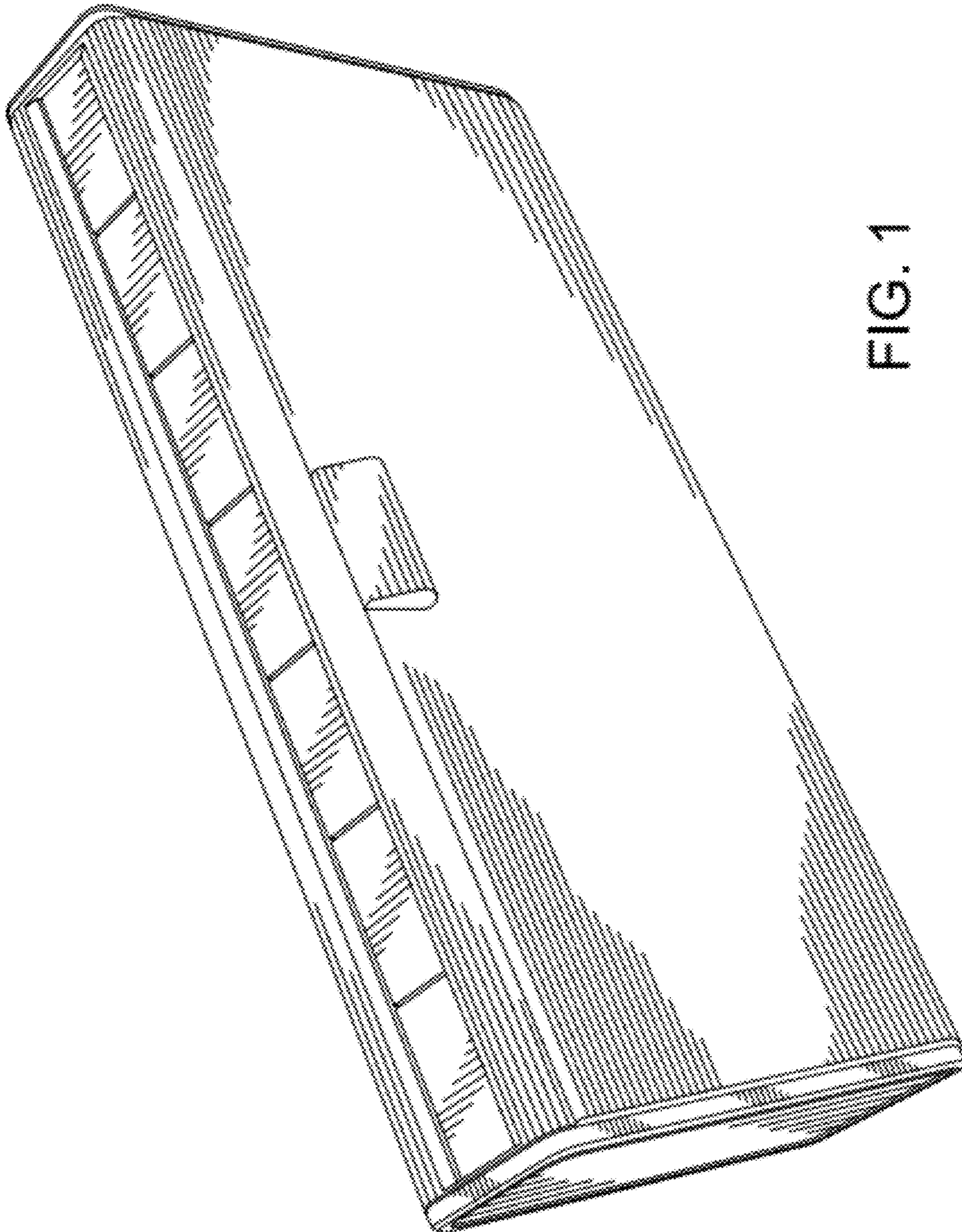


FIG. 1

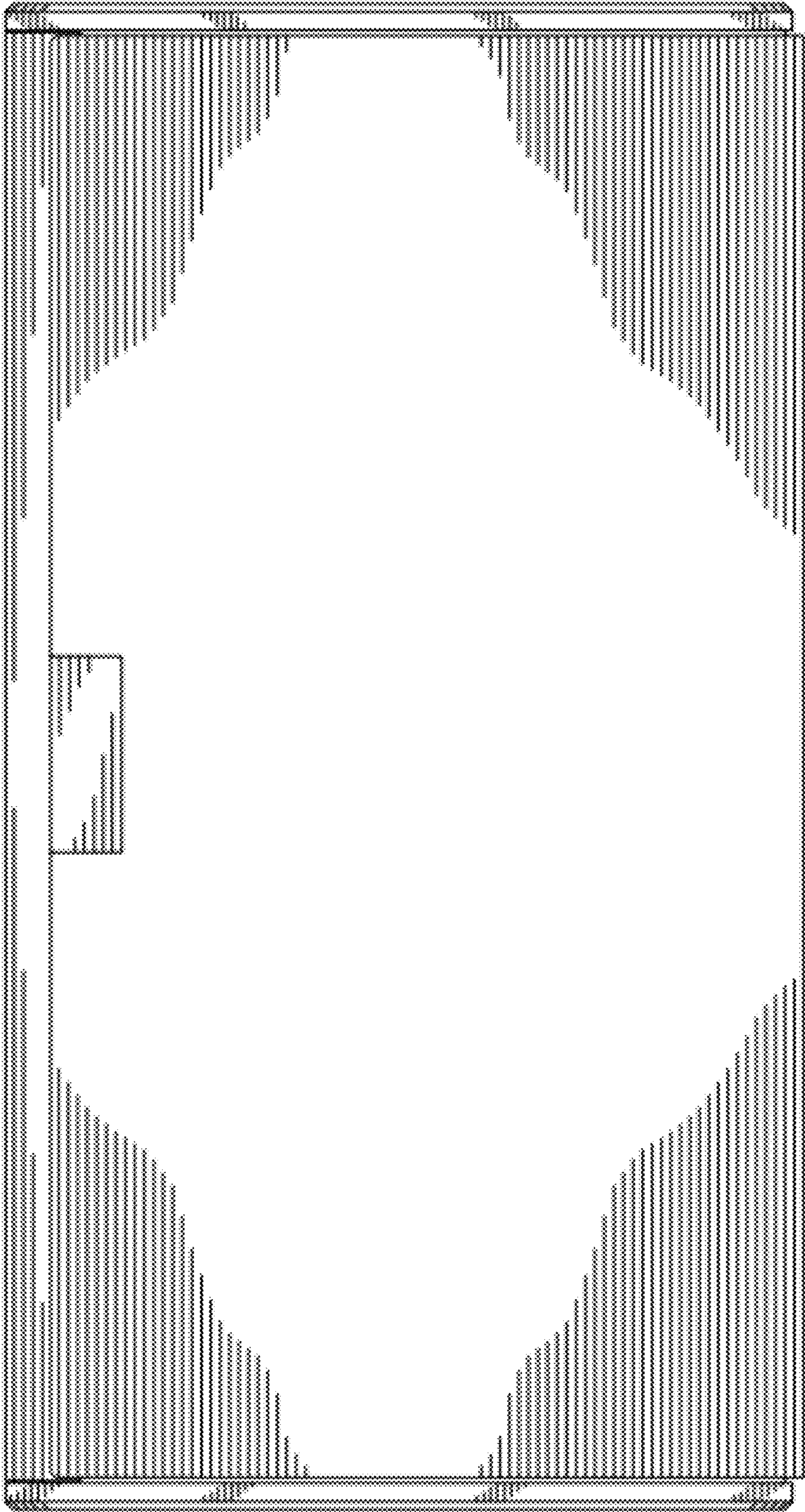


FIG. 2

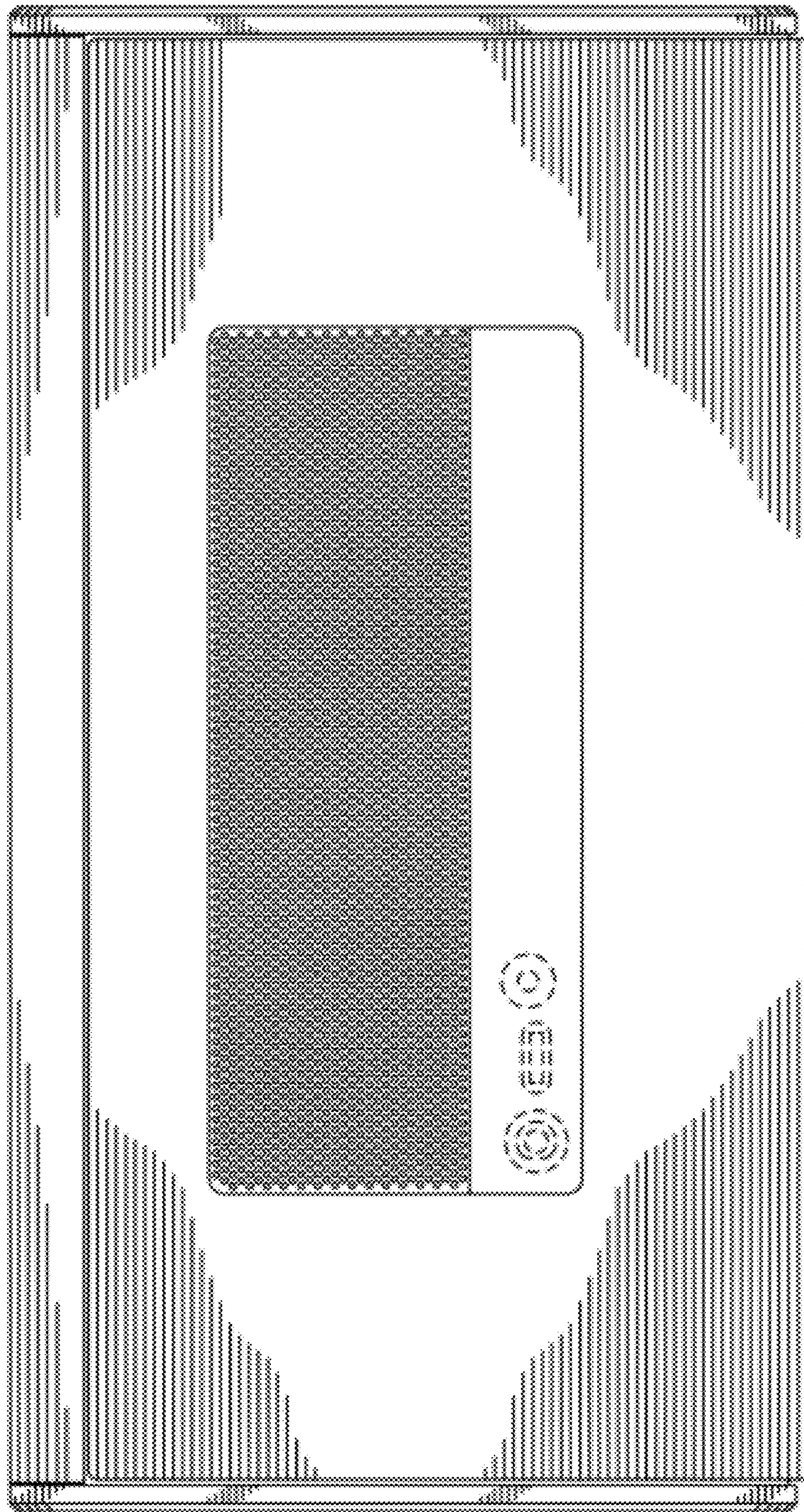


FIG. 3

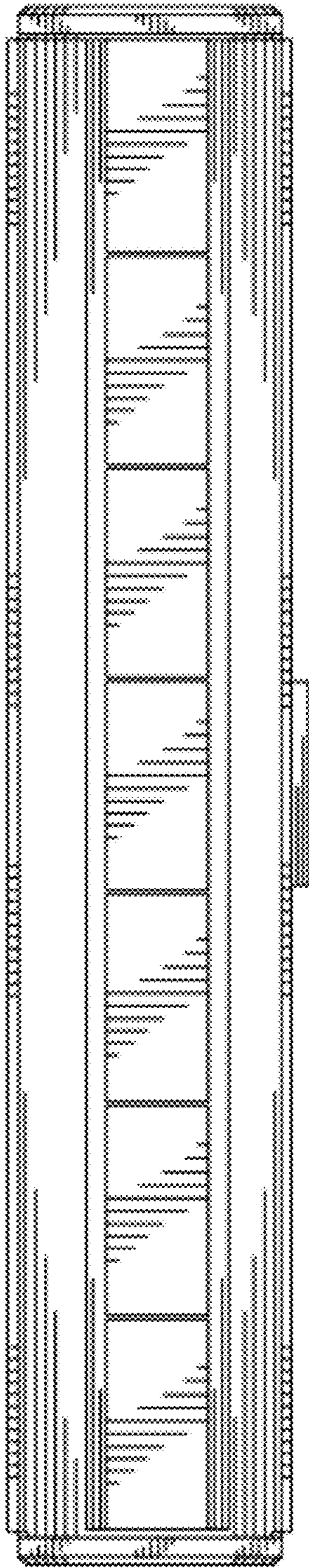


FIG. 4




FIG. 5



FIG. 6



FIG. 7

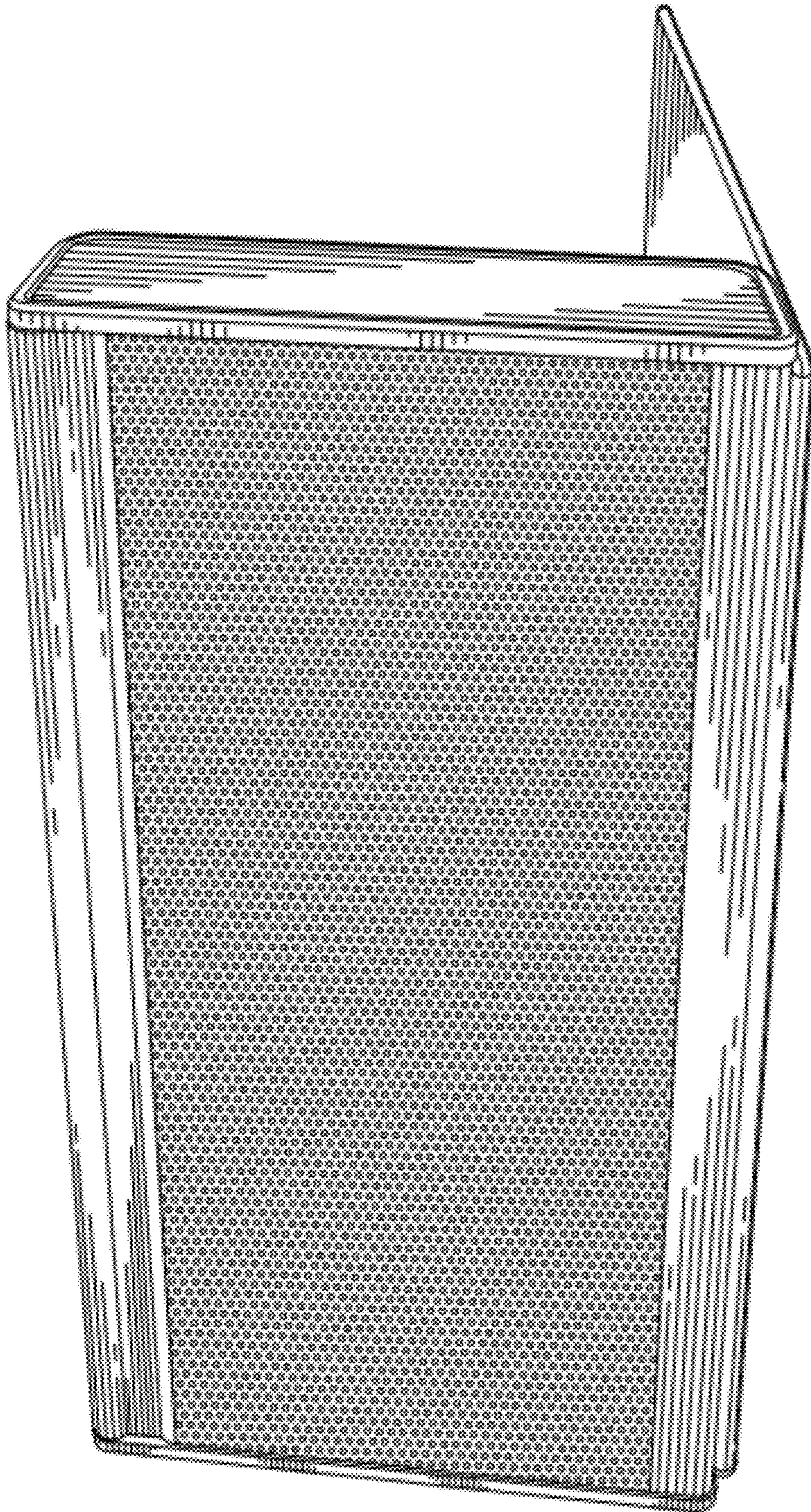


FIG. 8