

US00D663714S

(12) **United States Design Patent**
Kang et al.

(10) **Patent No.:** **US D663,714 S**
(45) **Date of Patent:** **** Jul. 17, 2012**

(54) **HEADSETS FOR CELLULAR PHONES**

(75) Inventors: **Youngsoo Kang**, Seoul (KR); **Wonsang Choi**, Gyeonggi-do (KR)

(73) Assignee: **LG Electronics Inc.**, Seoul (KR)

(**) Term: **14 Years**

(21) Appl. No.: **29/397,518**

(22) Filed: **Jul. 18, 2011**

(51) **LOC (9) Cl.** **14-01**

(52) **U.S. Cl.** **D14/205**

(58) **Field of Classification Search** D14/205,
D14/206, 188, 192; 181/129, 130, 135; 379/430,
379/431, 433.02; 381/380, 381, 378, 374;
D29/112; 2/209; 128/864, 865, 866, 867
See application file for complete search history.

(56) **References Cited**

U.S. PATENT DOCUMENTS

D321,879 S *	11/1991	Emmerling	D14/192
D350,354 S *	9/1994	Nakamura	D14/205
D371,558 S *	7/1996	Yoshizawa	D14/205
D409,743 S *	5/1999	Falco et al.	D24/106
D471,176 S *	3/2003	Suzuki	D14/205
6,603,863 B1 *	8/2003	Nagayoshi	381/380
6,741,719 B1 *	5/2004	Orten	381/380
D502,463 S *	3/2005	Bhakta	D14/205
D521,493 S *	5/2006	Wai	D14/205
D557,685 S *	12/2007	Lee	D14/205

D586,778 S *	2/2009	Yang	D14/205
D587,678 S *	3/2009	Yuyama	D14/205
D587,679 S *	3/2009	Komiyama	D14/205
D587,680 S *	3/2009	Komiyama	D14/205
D590,810 S *	4/2009	Komiyama	D14/205
D593,067 S *	5/2009	Millora et al.	D14/205
D594,442 S *	6/2009	Chon et al.	D14/205
D596,617 S *	7/2009	Devlas et al.	D14/205
D604,269 S *	11/2009	Choe	D14/205
D605,171 S *	12/2009	Gal	D14/205
D617,308 S *	6/2010	Nousiainen et al.	D14/205
D645,444 S *	9/2011	Quek	D14/205
D653,234 S *	1/2012	Lee et al.	D14/205

* cited by examiner

Primary Examiner — Paula Greene

(74) *Attorney, Agent, or Firm* — Morgan, Lewis & Bockius LLP

(57) **CLAIM**

The ornamental design for a headsets for cellular phones, as shown and described.

DESCRIPTION

FIG. 1 is a top, front, perspective view of a headsets for cellular phones showing our new design; FIG. 2 is a front view thereof; FIG. 3 is a rear view thereof; FIG. 4 is a left side view thereof; and, FIG. 5 is a right side view thereof. The broken line portions form no part of the claimed design.

1 Claim, 5 Drawing Sheets

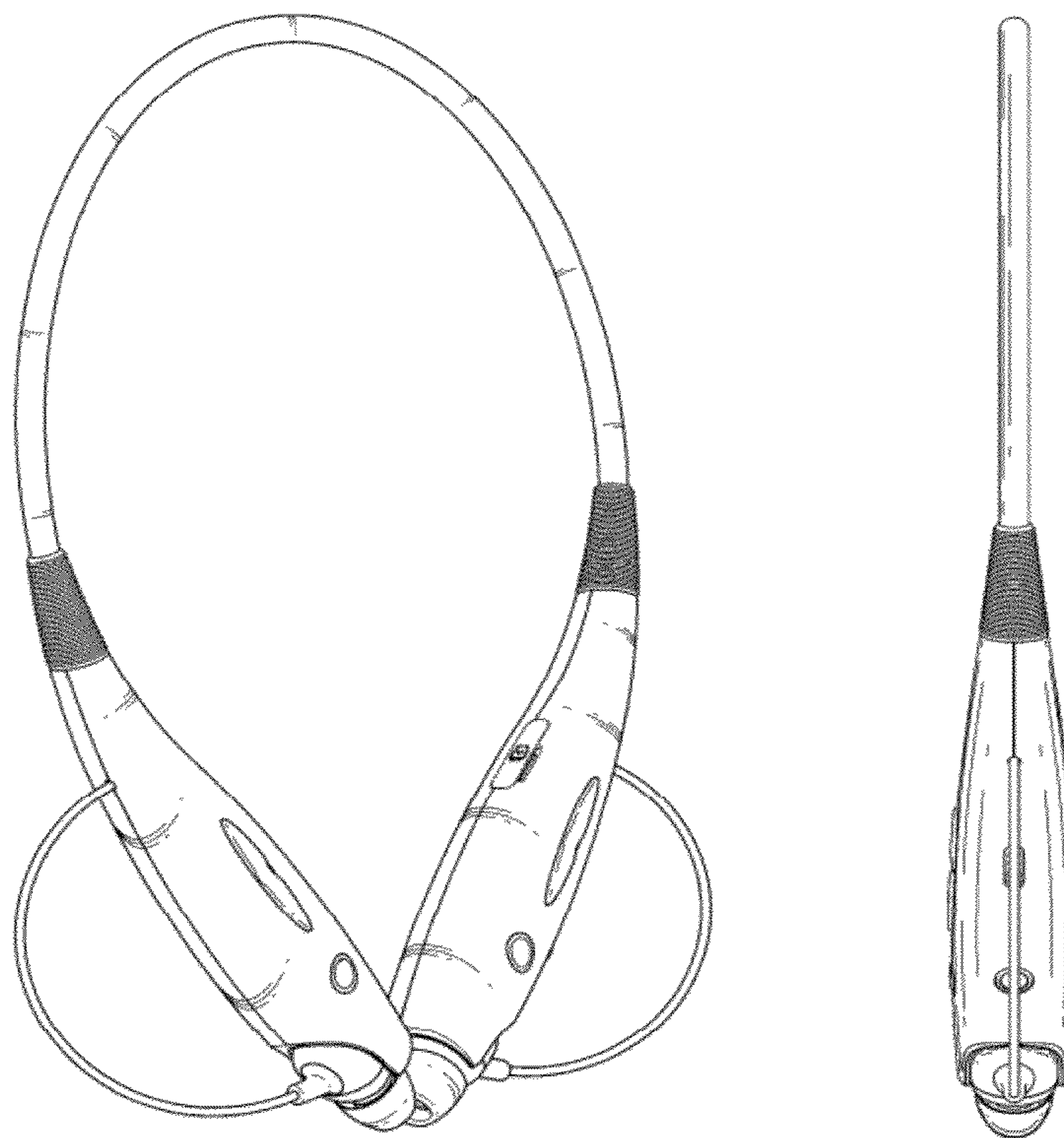


FIG. 1

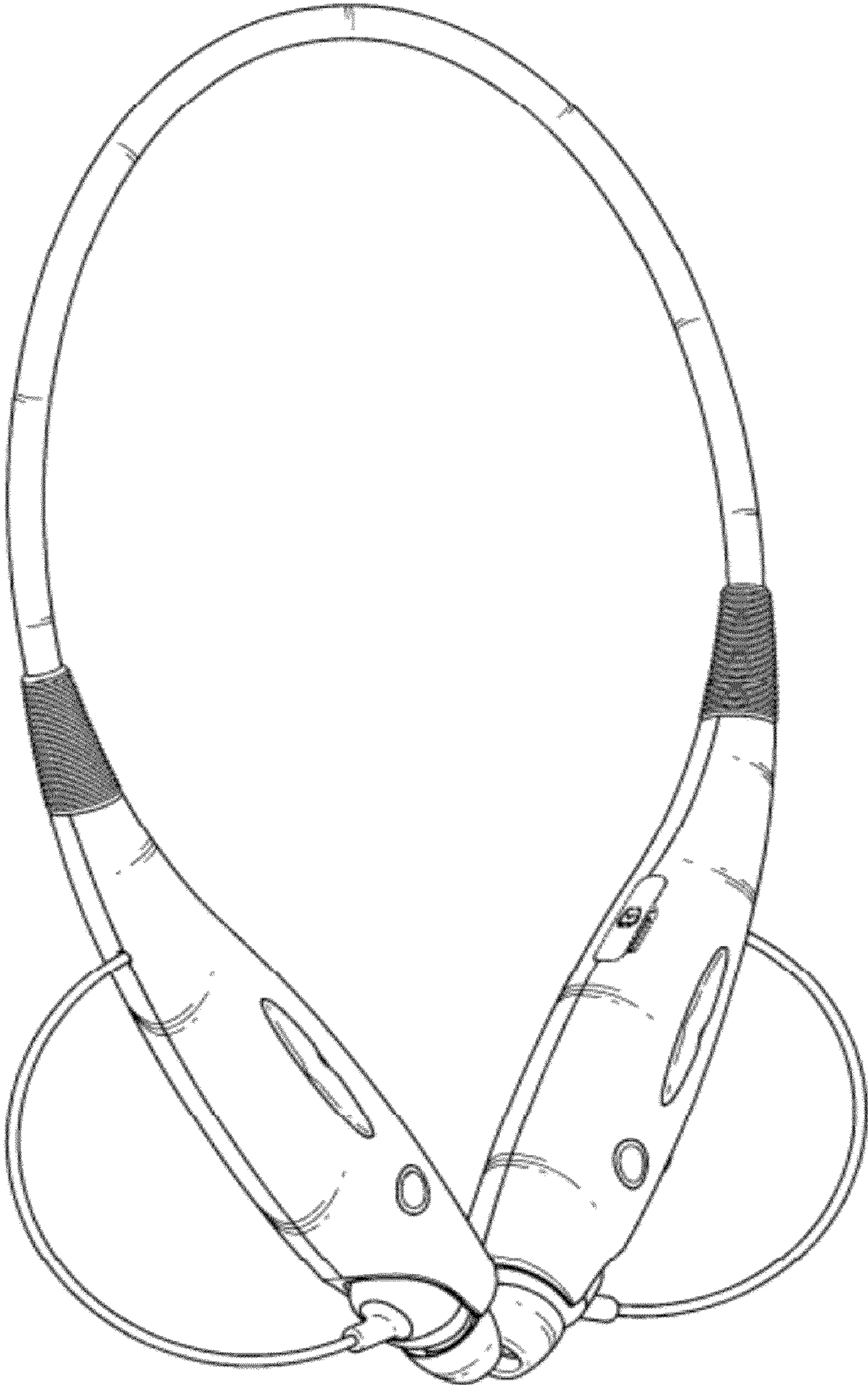


FIG. 2



FIG. 3

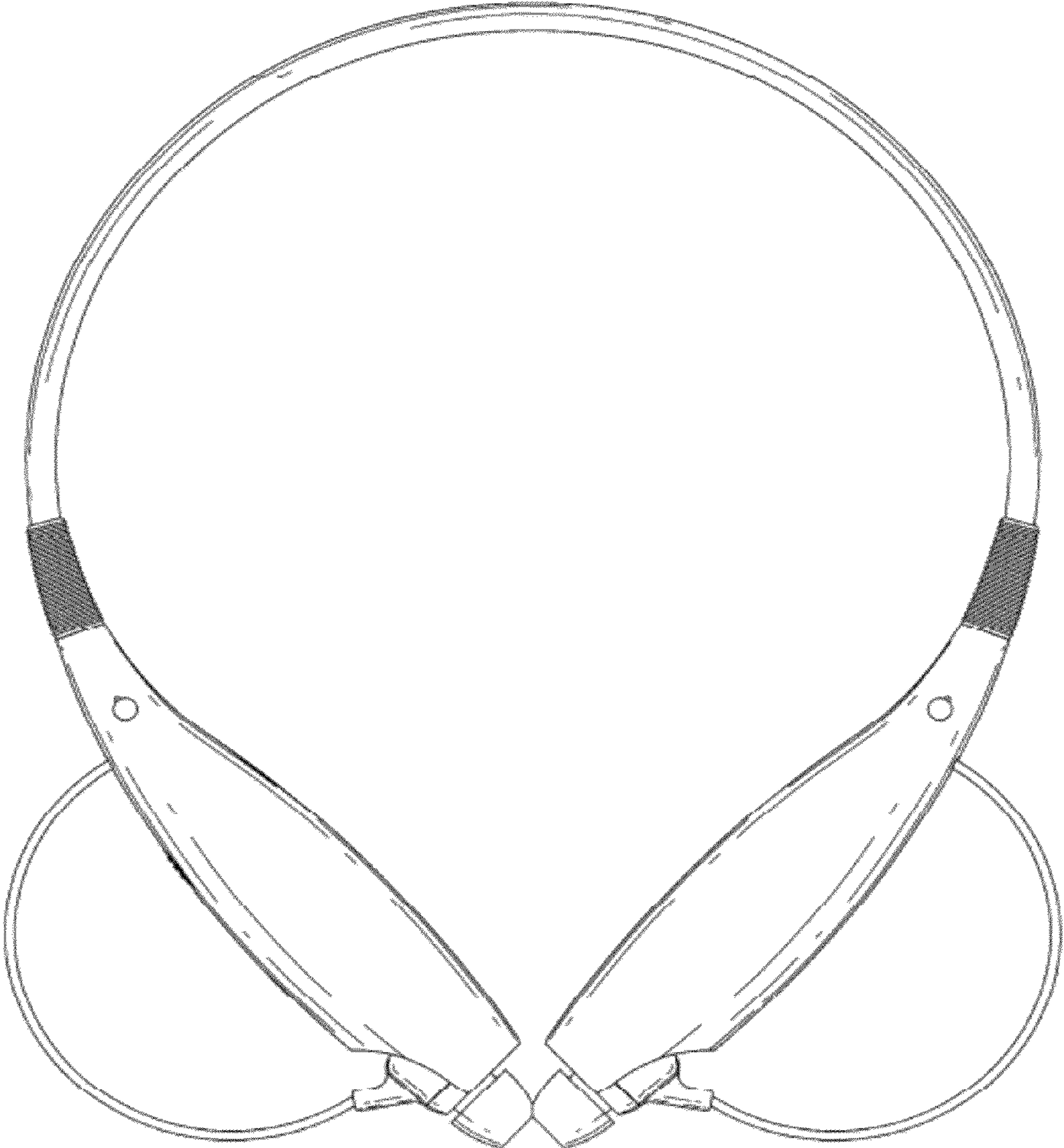


FIG. 4



FIG. 5

