



US00D663700S

(12) **United States Design Patent**
Deal

(10) **Patent No.:** **US D663,700 S**

(45) **Date of Patent:** **** Jul. 17, 2012**

(54) **CALL BUTTON**

(76) **Inventor:** **Steven A. Deal**, Spring Valley, CA (US)

(**) **Term:** **14 Years**

(21) **Appl. No.:** **29/363,051**

(22) **Filed:** **Jun. 3, 2010**

(51) **LOC (9) Cl.** **13-03**

(52) **U.S. Cl.** **D13/162; D13/171**

(58) **Field of Classification Search** D13/162,
D13/171; D10/108; 174/53, 54; 187/395;
200/5 R, 5 A, 302.2, 520, 530, 293, 296,
200/308, 310, 314, 329, 341; 307/139;
338/198-200; 361/600

See application file for complete search history.

(56) **References Cited**

U.S. PATENT DOCUMENTS

D318,632	S *	7/1991	Polacek et al.	D10/108
5,881,864	A *	3/1999	Shelhorse	200/296
7,087,847	B2 *	8/2006	Parkinson et al.	200/5 A
7,282,657	B2 *	10/2007	Wimmer et al.	200/302.2
D570,297	S *	6/2008	Gibbons et al.	D13/162
7,420,136	B2 *	9/2008	Goetzl et al.	200/341
7,714,243	B2 *	5/2010	Birdwell	200/341
D635,102	S *	3/2011	Tsui et al.	D13/171
2003/0188959	A1 *	10/2003	Bello	200/302.2

2010/0018844	A1 *	1/2010	Sanford	200/308
2010/0163392	A1 *	7/2010	Yang et al.	200/530
2011/0253518	A1 *	10/2011	Wang et al.	200/341

* cited by examiner

Primary Examiner — Selina Sikder

(74) *Attorney, Agent, or Firm* — QuickPatents, Inc.; Kevin Prince

(57) **CLAIM**

What is claimed is the ornamental design for a call button, as shown and described.

DESCRIPTION

FIG. 1 is a perspective view of a call button, showing the new design;

FIG. 2 is a front elevational view thereof;

FIG. 3 is a rear elevational view thereof;

FIG. 4 is a right-side elevational view thereof;


FIG. 5 is a left-side elevational view thereof;

FIG. 6 is a top plan view thereof; and,

FIG. 7 is a bottom plan view thereof.

The broken lines showing an instruction sign in FIG. 1 are included for the purpose of illustrating the invention in use, and form no part of the claimed design.

1 Claim, 2 Drawing Sheets



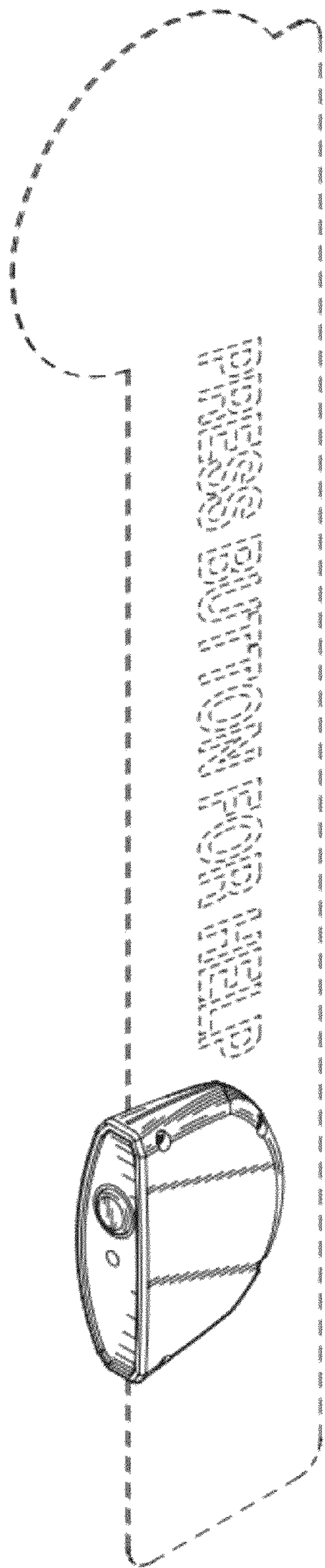


FIG. 1

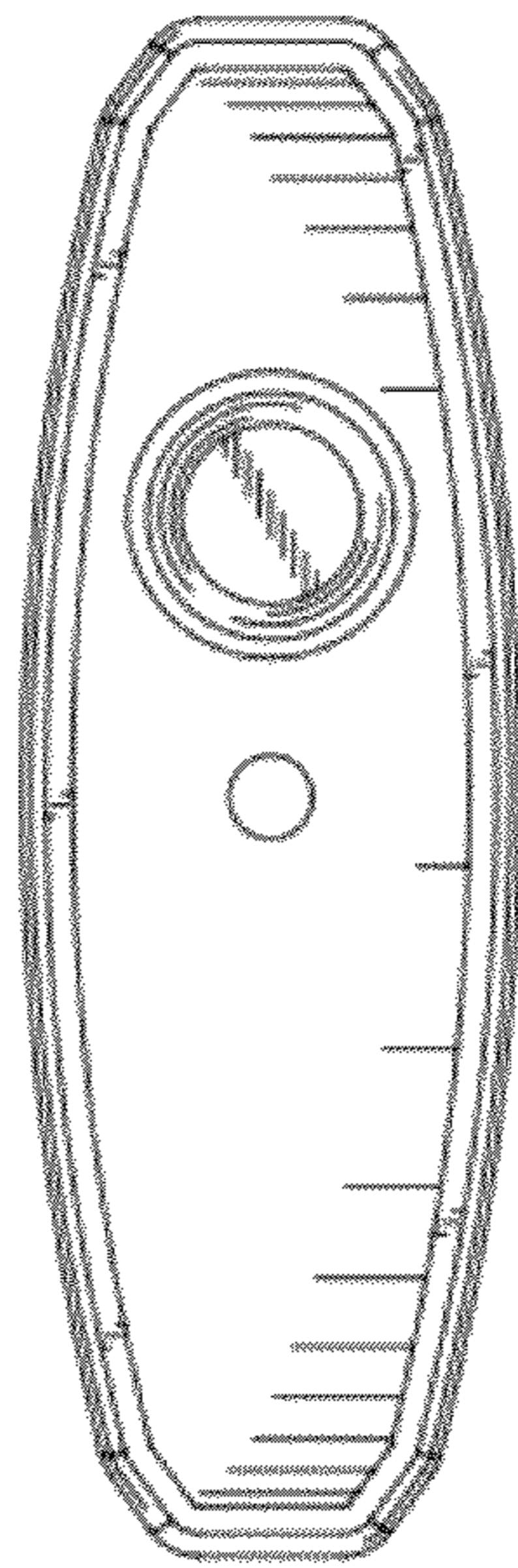


FIG. 2

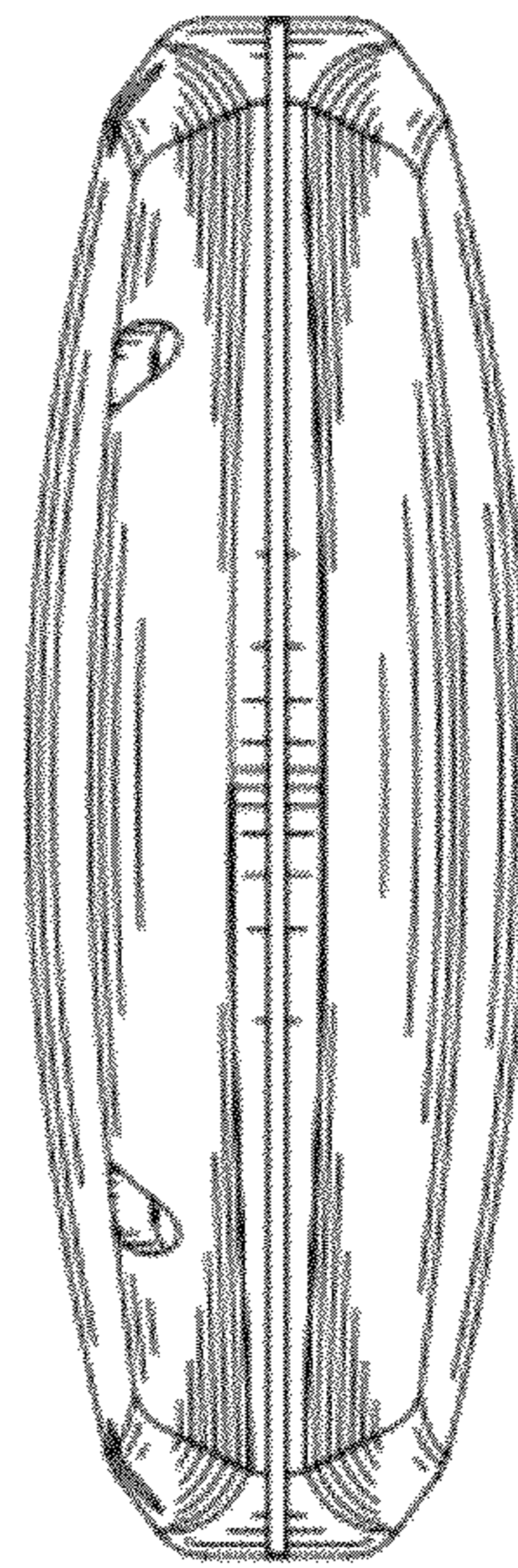


FIG. 3

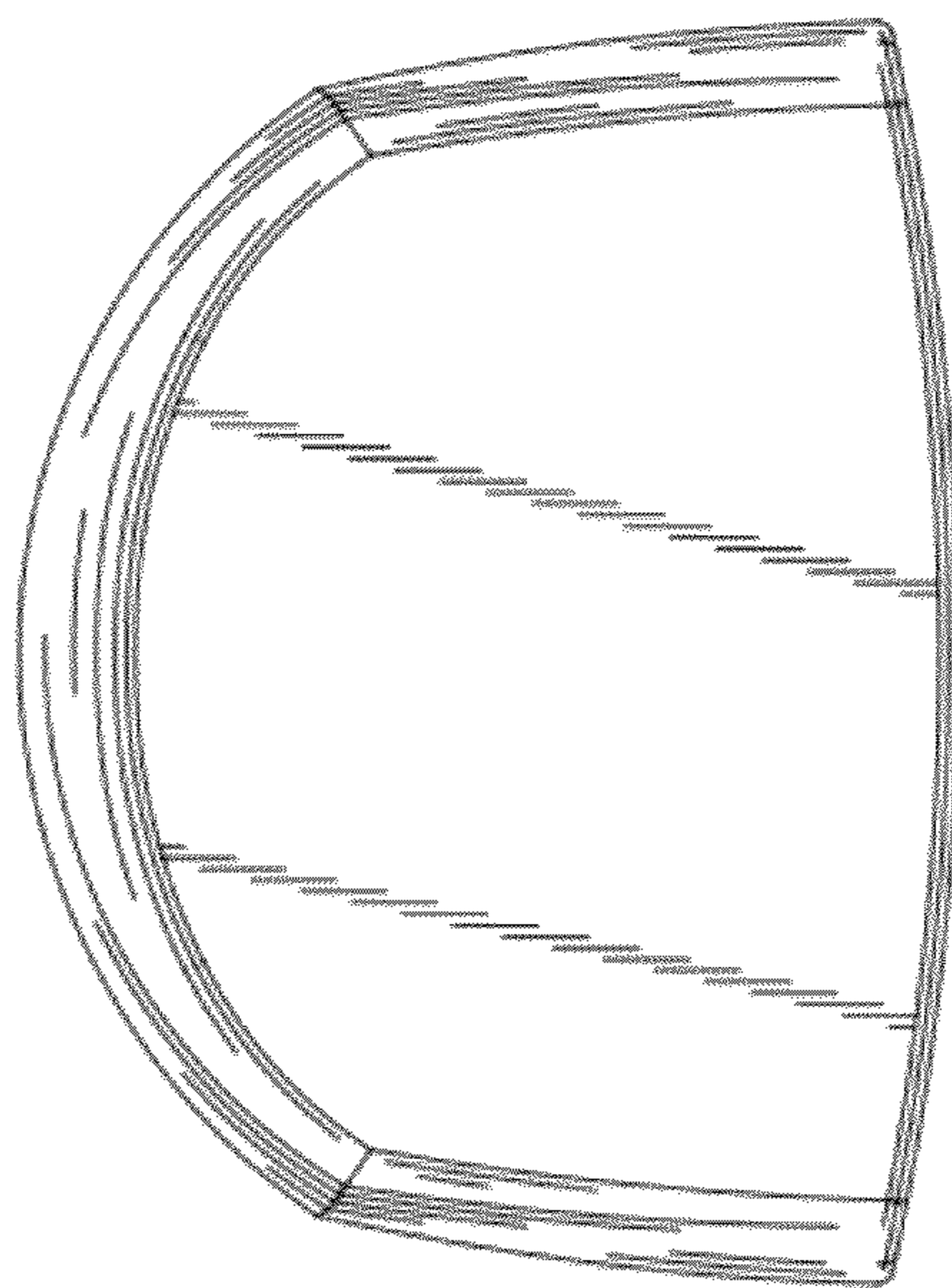


FIG. 4

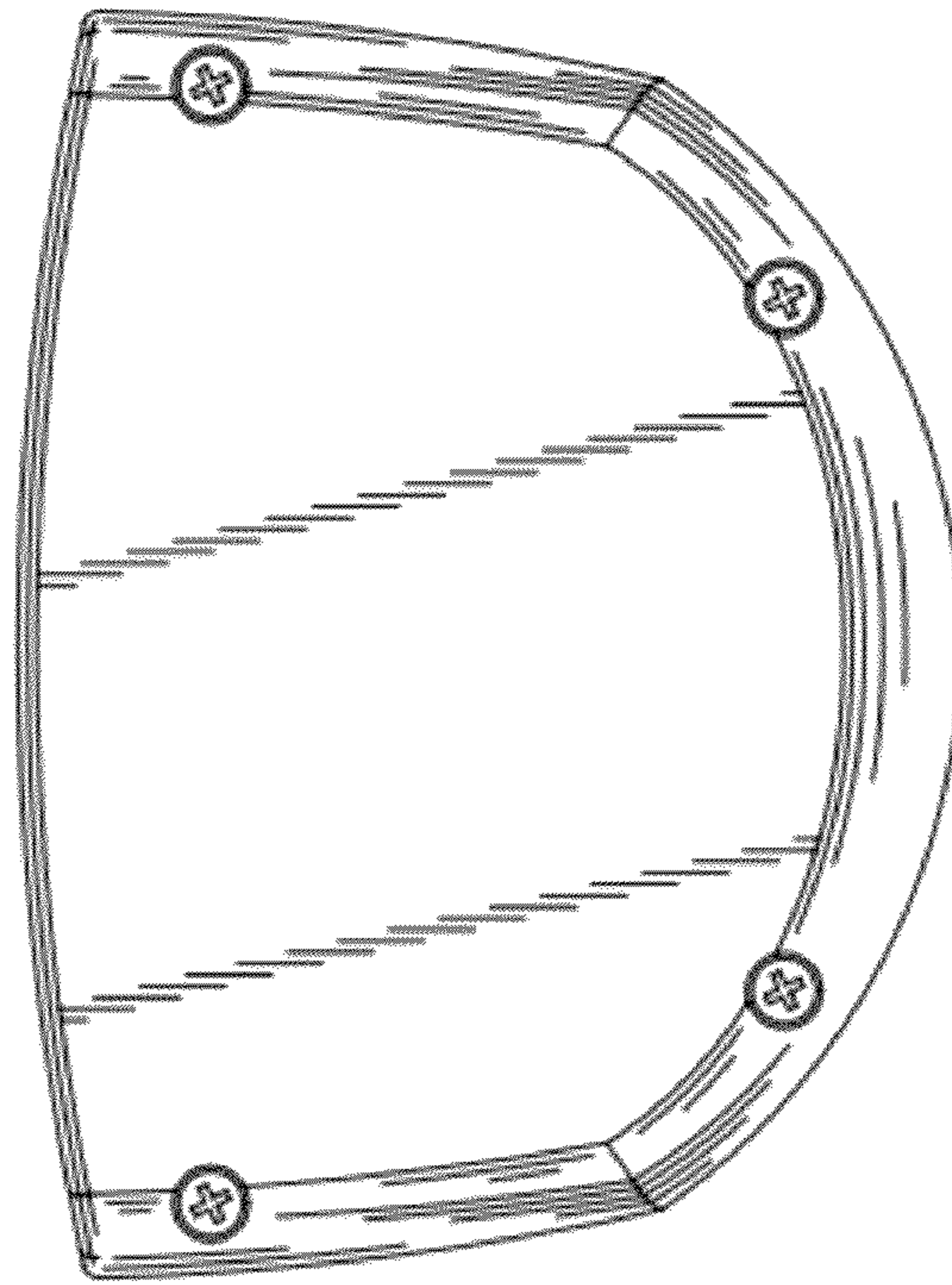


FIG. 5

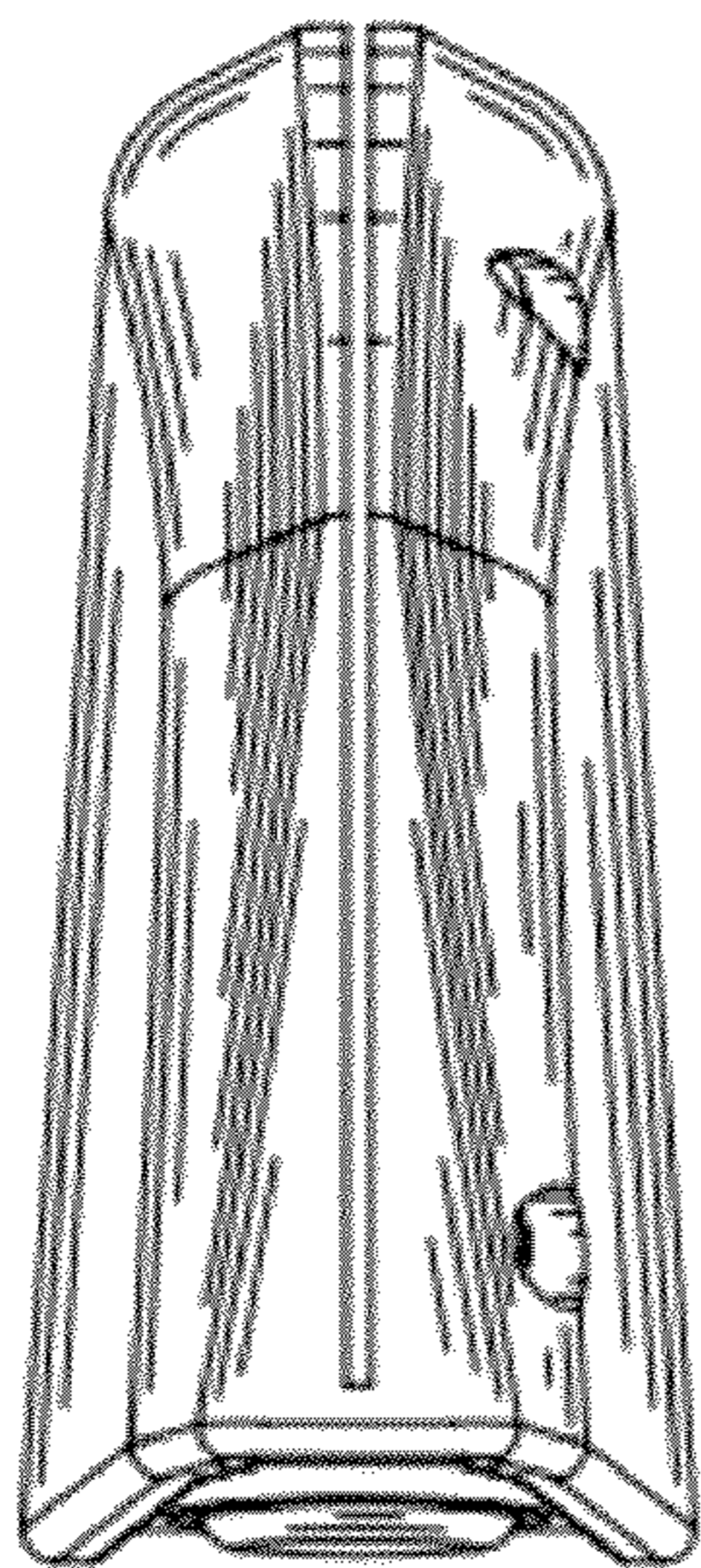


FIG. 6

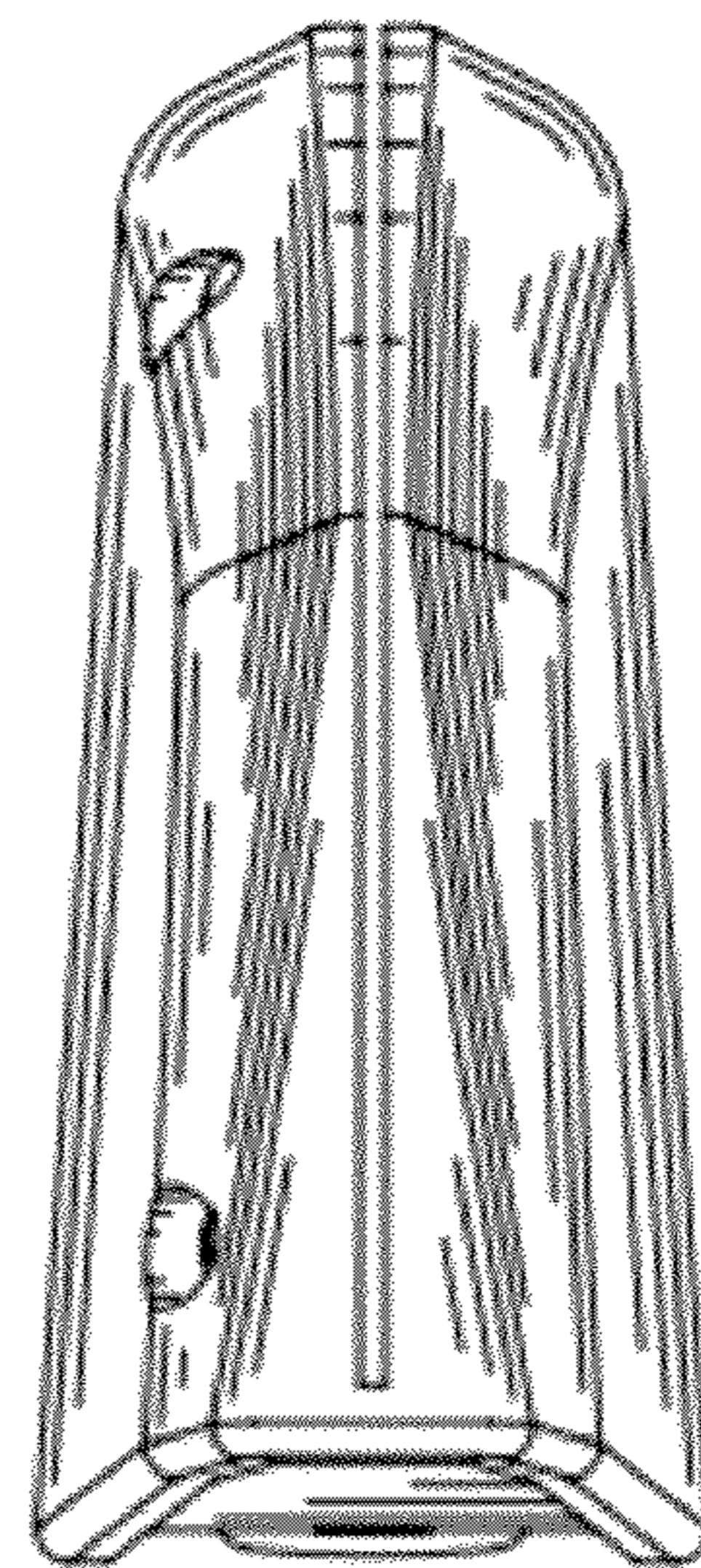


FIG. 7