

US00D663689S

(12) **United States Design Patent**
Lee

(10) **Patent No.:** **US D663,689 S**
(45) **Date of Patent:** **** Jul. 17, 2012**

(54) **WINDMILL BLADE**

(76) Inventor: **Lawrence K. Lee**, Houston, TX (US)

(**) Term: **14 Years**

(21) Appl. No.: **29/393,228**

(22) Filed: **Jun. 1, 2011**

(51) **LOC (9) Cl.** **13-01**

(52) **U.S. Cl.** **D13/115**

(58) **Field of Classification Search** D13/115,
D13/101, 118, 199; D15/1, 199; D21/458;
29/889.6, 889.7; 52/40, 745.09; 228/144,
228/173.6; 415/4.2, 4.4, 122.1, 191, 916;
416/24, 37, 38, 141, 142, 176, 177, 196 A,
416/197 A, 227 A, 227 R, 242; D23/370,
D23/371, 375, 379, 411, 413

See application file for complete search history.

(56) **References Cited**

U.S. PATENT DOCUMENTS

D305,419 S * 1/1990 Korneski D13/115
4,971,520 A * 11/1990 Van Houten 416/169 A

D374,656 S * 10/1996 Richardson D13/115
5,624,234 A * 4/1997 Neely et al. 416/238
D509,584 S * 9/2005 Li et al. D23/413
D566,829 S * 4/2008 Parker et al. D23/411
D570,999 S * 6/2008 Harman et al. D23/413
D584,685 S * 1/2009 Murakami D13/115
D587,195 S * 2/2009 van Wijck D13/115
D605,590 S * 12/2009 Chen et al. D13/115

* cited by examiner

Primary Examiner — Derrick Holland

(74) *Attorney, Agent, or Firm* — Egbert Law Offices PLLC

(57) **CLAIM**

The ornamental design for a windmill blade, as shown and described.

DESCRIPTION

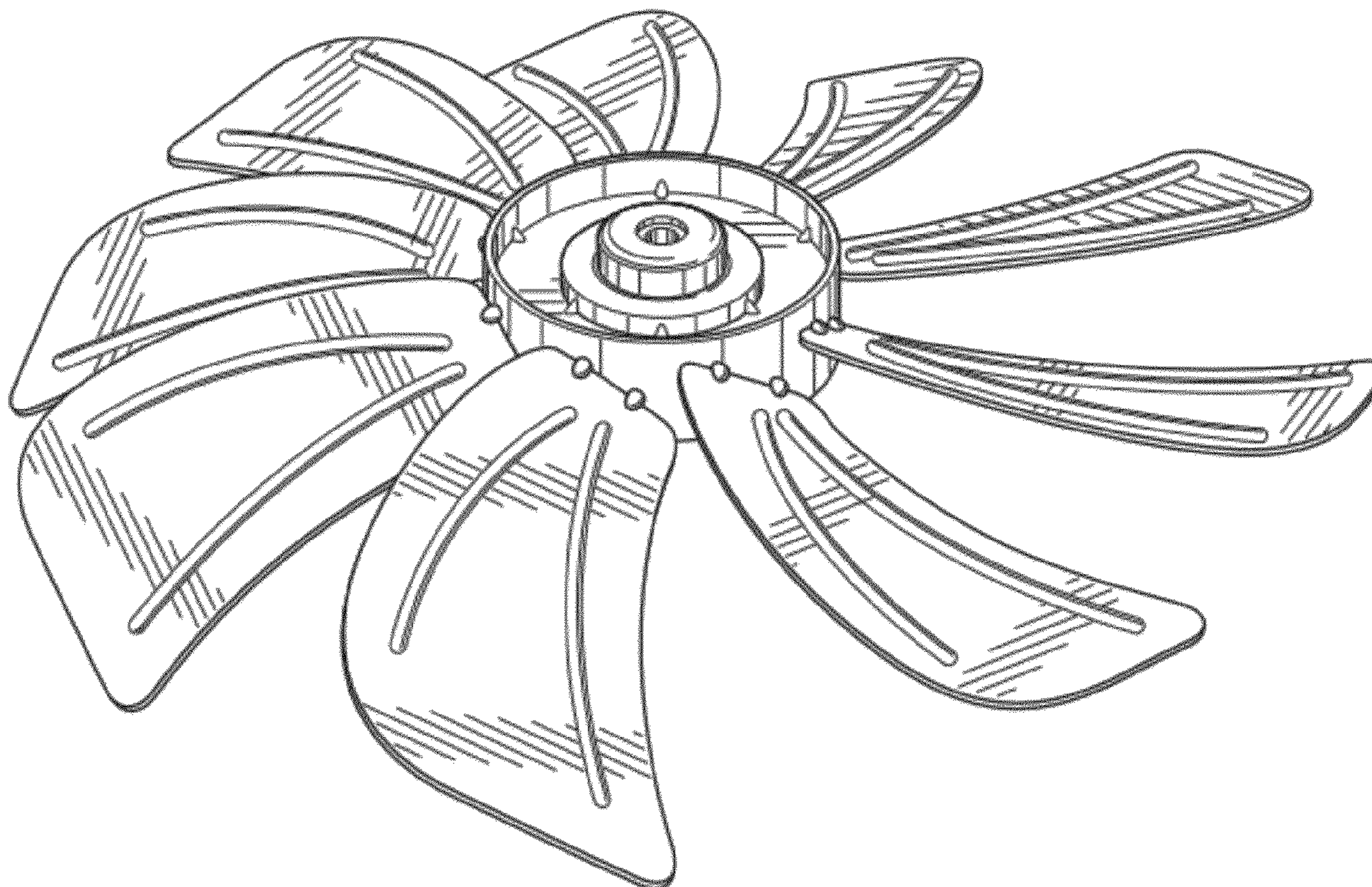
FIG. 1 is an upper perspective view of the windmill blade showing my design.

FIG. 2 is a side view thereof;

FIG. 3 is a top view thereof; and,

FIG. 4 is a bottom view thereof.

1 Claim, 3 Drawing Sheets



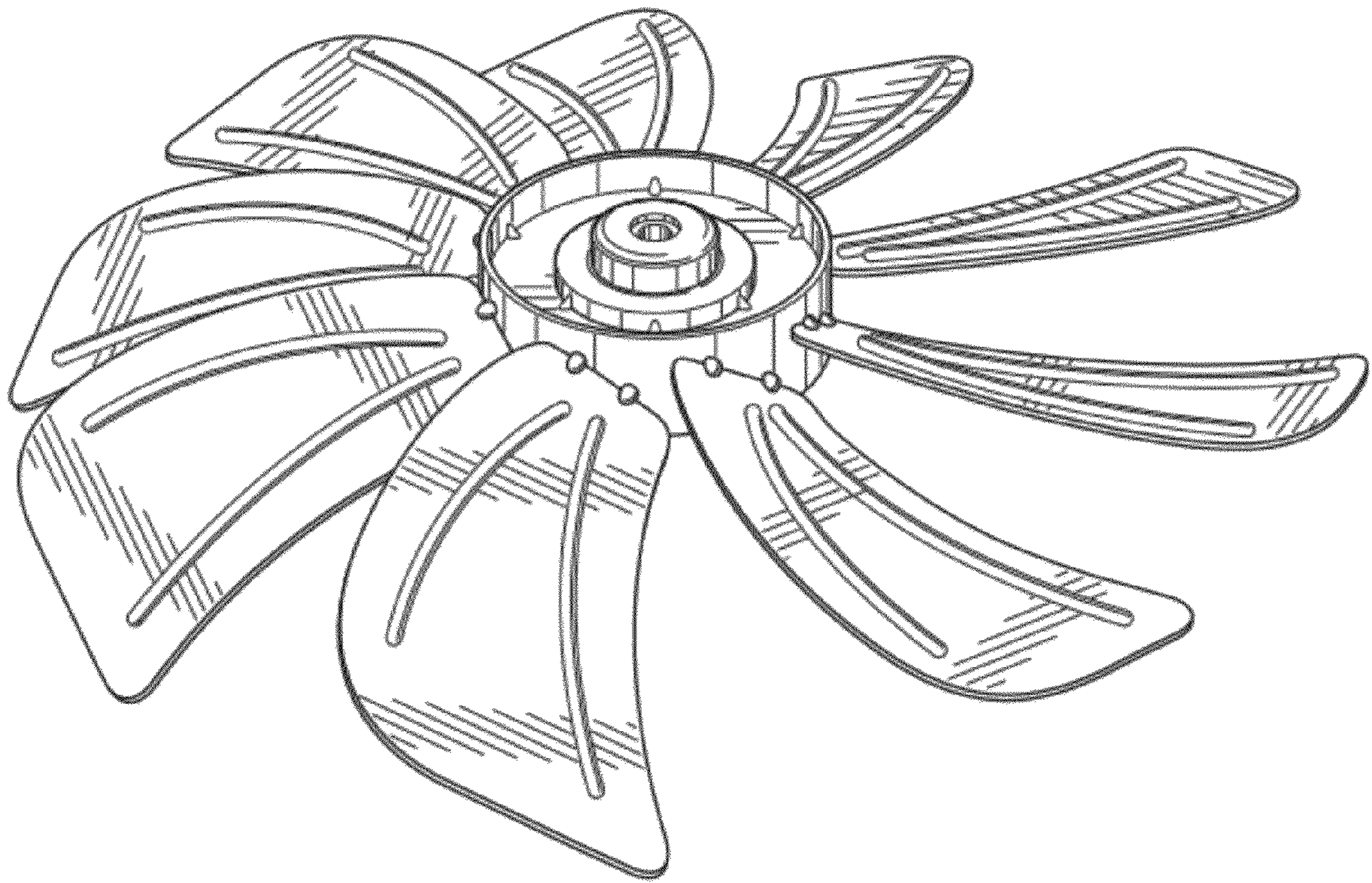


FIG. 1

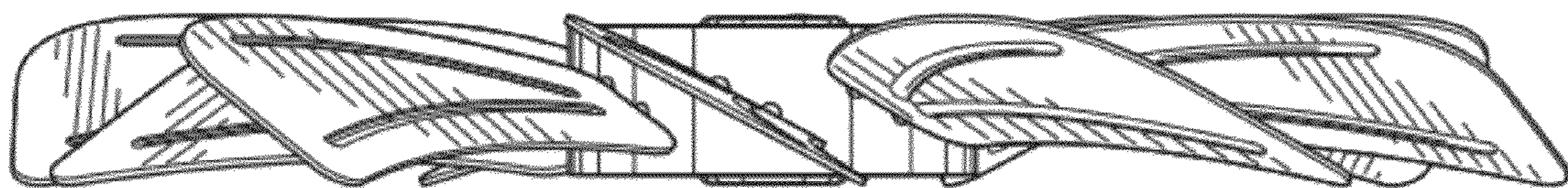


FIG. 2




FIG. 3




FIG. 4