

US00D663677S

(12) **United States Design Patent**
Hada

(10) **Patent No.:** **US D663,677 S**
(45) **Date of Patent:** **** Jul. 17, 2012**

(54) **TIRE FOR AUTOMOBILE**

(75) Inventor: **Yoshihiro Hada**, Kobe (JP)
(73) Assignee: **Sumitomo Ruber Industries, Ltd.**,
Kobe (JP)

(**) Term: **14 Years**

(21) Appl. No.: **29/394,058**

(22) Filed: **Jun. 13, 2011**

(30) **Foreign Application Priority Data**

Jan. 28, 2011 (JP) 2011-001801

(51) **LOC (9) Cl.** **12-16**

(52) **U.S. Cl.** **D12/523**

(58) **Field of Classification Search** D12/505-532;
152/209.1, 209.8, 209.9, 209.12, 209.25
See application file for complete search history.

(56) **References Cited**

U.S. PATENT DOCUMENTS

| | | | |
|------------|----------|------------------|---------|
| D432,956 S | 10/2000 | Ricquet | |
| D439,870 S | * 4/2001 | Lovell et al. | D12/519 |
| D471,492 S | * 3/2003 | Slingluff et al. | D12/511 |
| D599,276 S | 9/2009 | Fontaine et al. | |
| D610,961 S | 3/2010 | Tokizaki et al. | |
| D623,587 S | * 9/2010 | Ohashi | D12/521 |
| D633,433 S | * 3/2011 | Sieber et al. | D12/519 |

FOREIGN PATENT DOCUMENTS

| | | | |
|----|--------------|----|---------|
| EM | 105770-0003 | A1 | 2/2004 |
| EM | 656442-0005 | A1 | 2/2007 |
| EM | 1166029-0001 | A1 | 9/2009 |
| JP | 1070513 | S | 5/2000 |
| JP | 1072007 | S | 5/2000 |
| JP | 1154488 | S | 9/2002 |
| JP | 1169319 | S | 3/2003 |
| JP | 1171456 | S | 4/2003 |
| JP | 1303140 | S | 6/2007 |
| JP | 1313155 | S | 10/2007 |
| JP | 1348906 | S | 1/2009 |

* cited by examiner

Primary Examiner — George D Kirschbaum

(74) *Attorney, Agent, or Firm* — Birch, Stewart, Kolasch & Birch, LLP

(57) **CLAIM**

The ornamental design for a tire for automobile, as shown and described.

DESCRIPTION

FIG. 1 is a front view of a tire for automobile showing my new design;

FIG. 2 is a rear view thereof;

FIG. 3 is a right side view thereof;

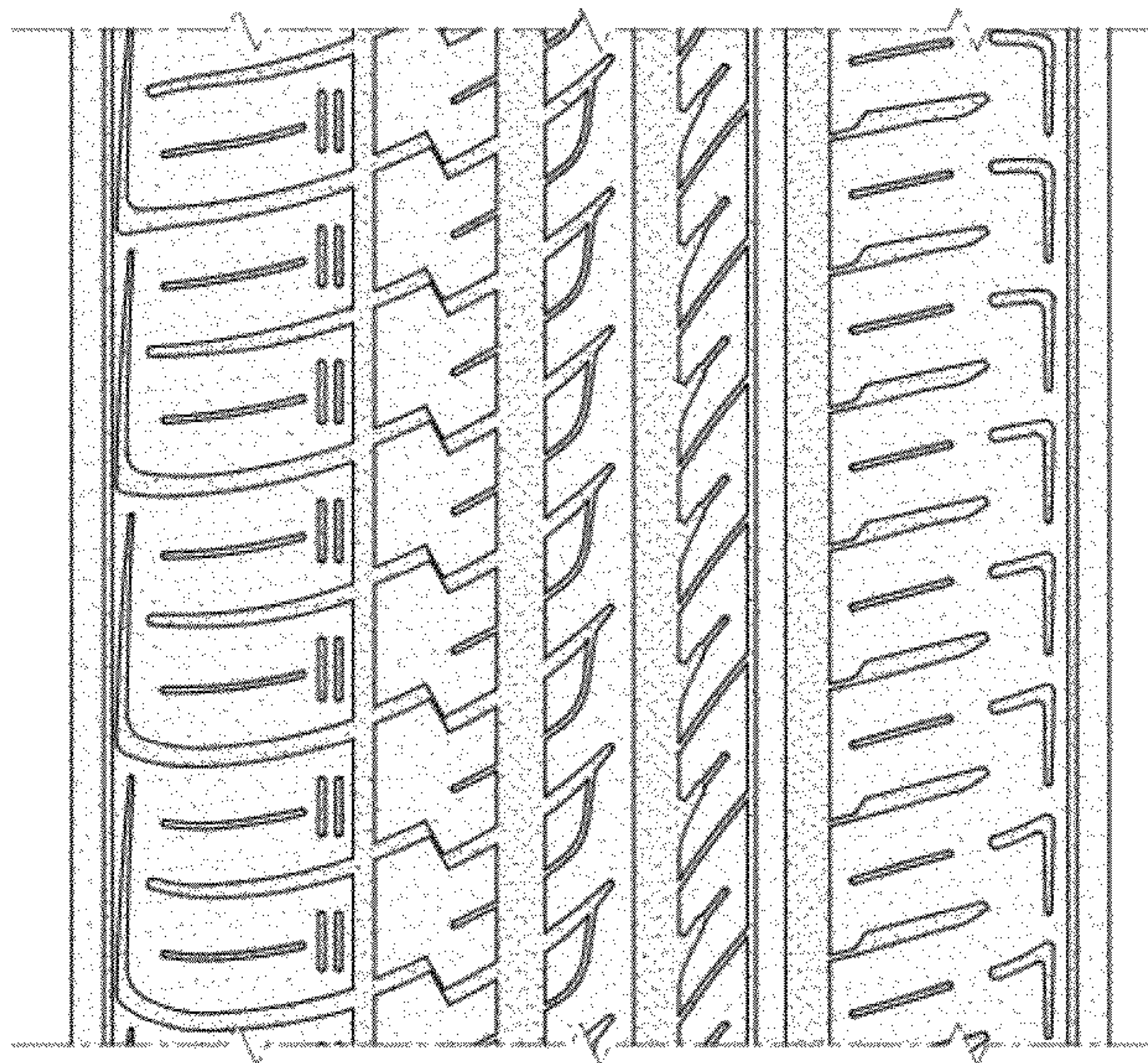
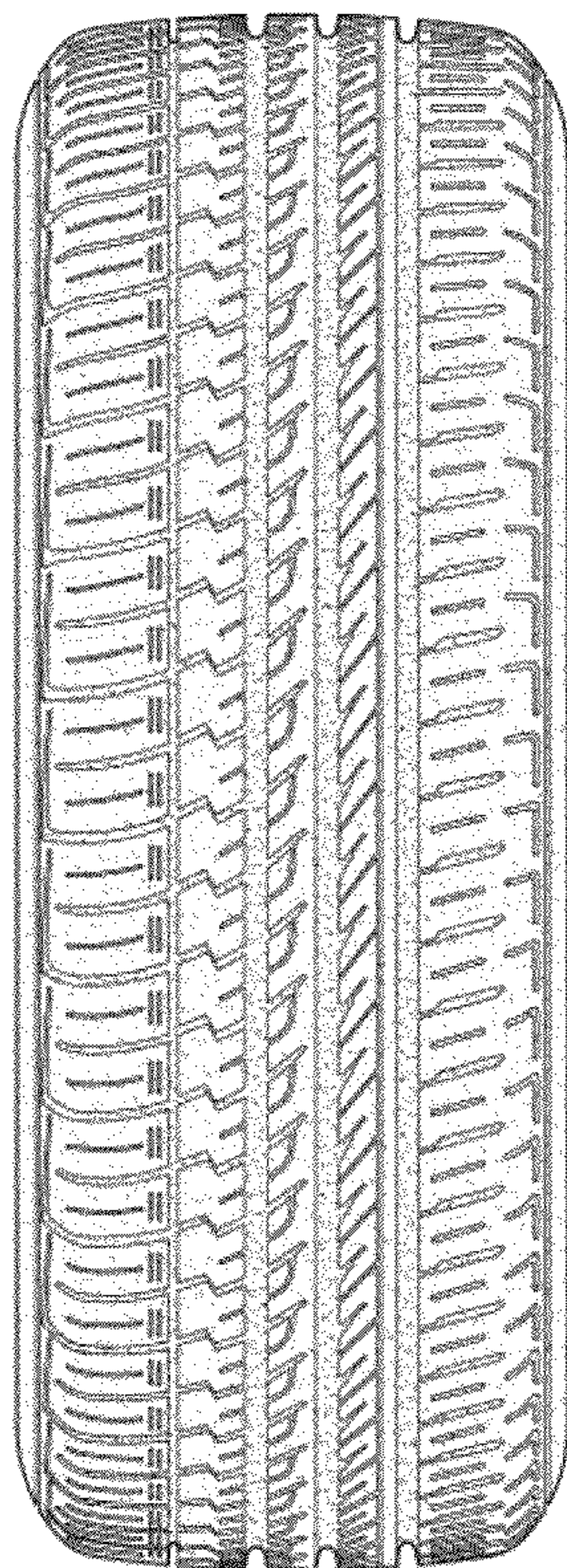
FIG. 4 is a left side view thereof;

FIG. 5 is a left, front perspective view thereof; and,

FIG. 6 is a partial enlarged view of FIG. 1.

The top view and the bottom view are the same as the front view.

1 Claim, 6 Drawing Sheets



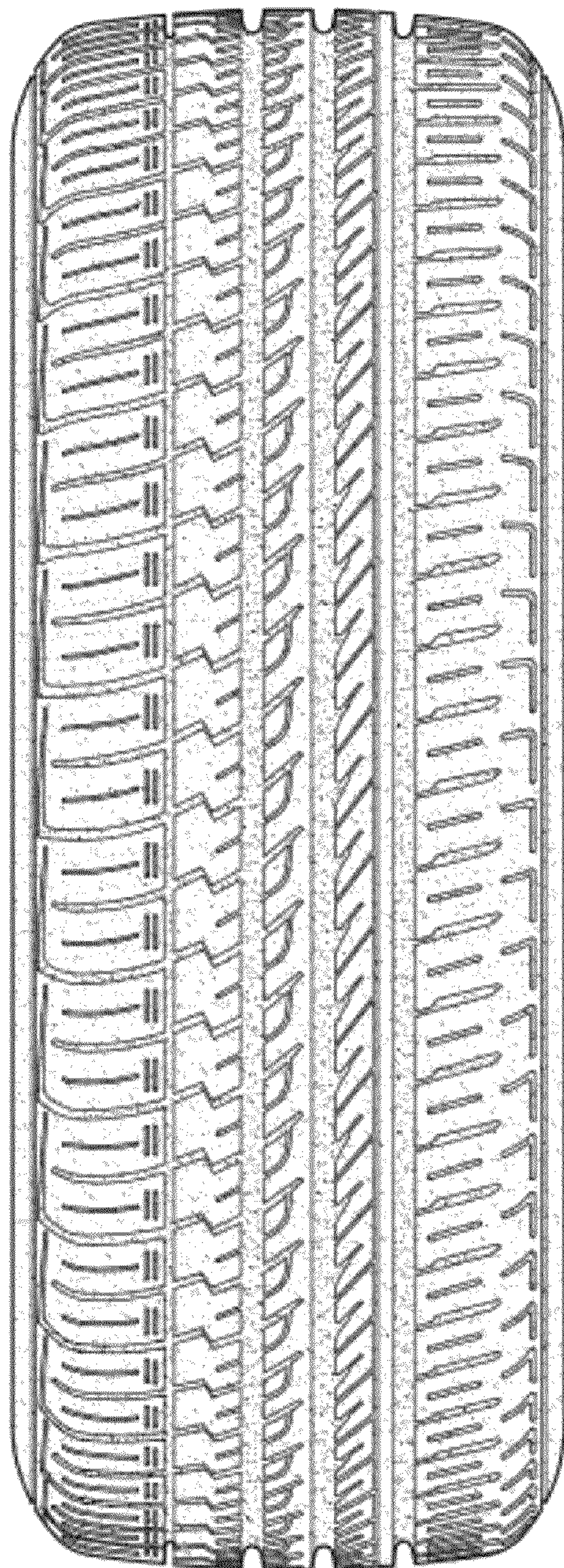


FIG. 1

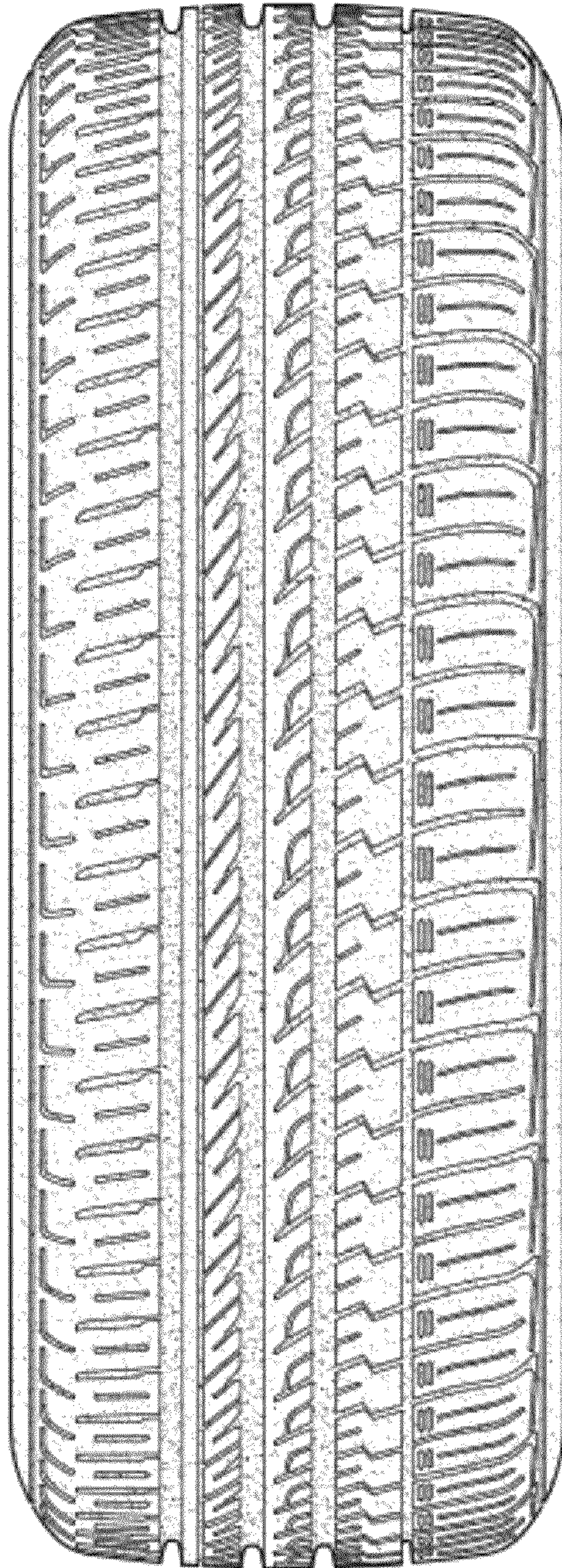


FIG.2




FIG.3

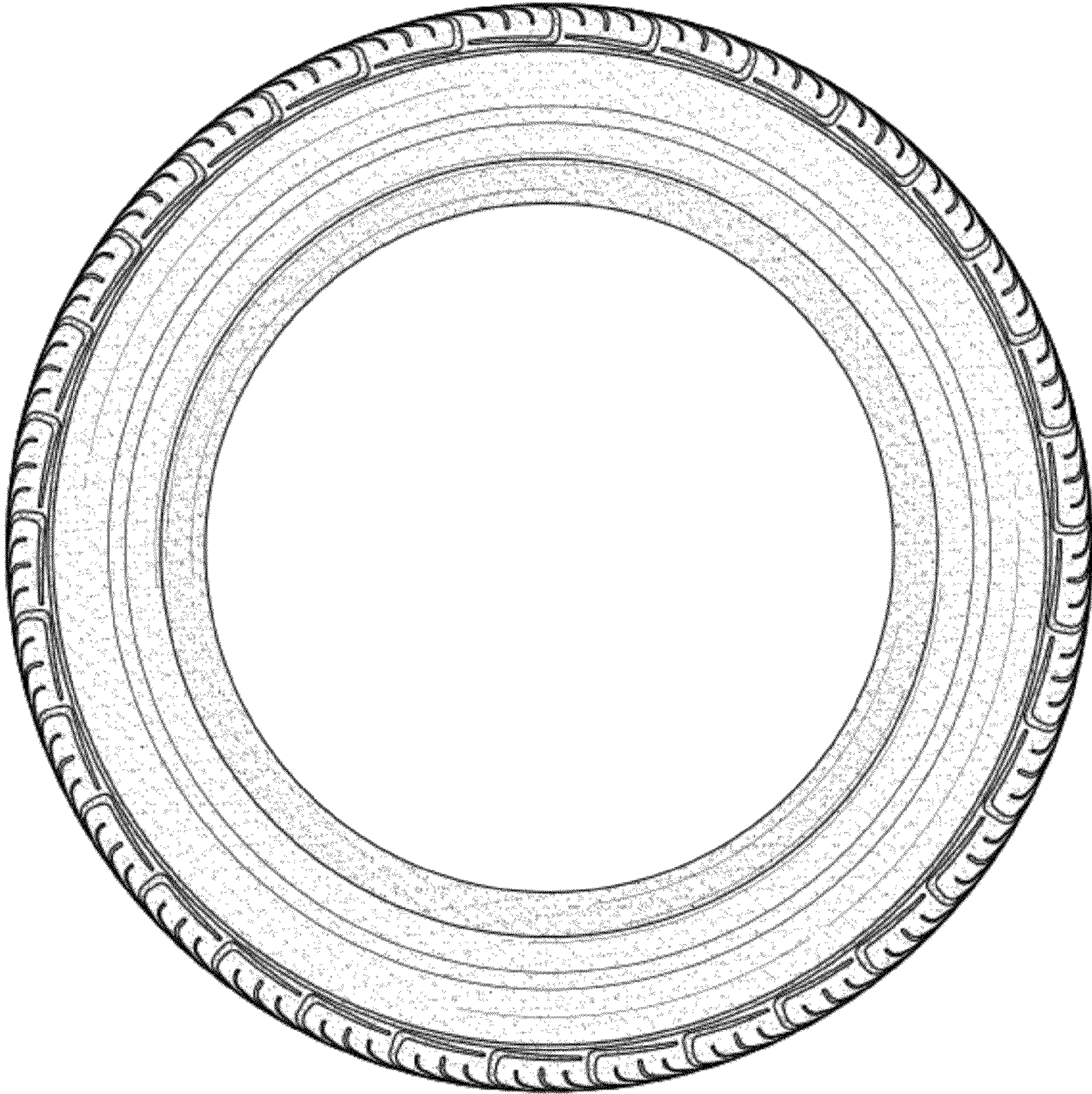


FIG.4

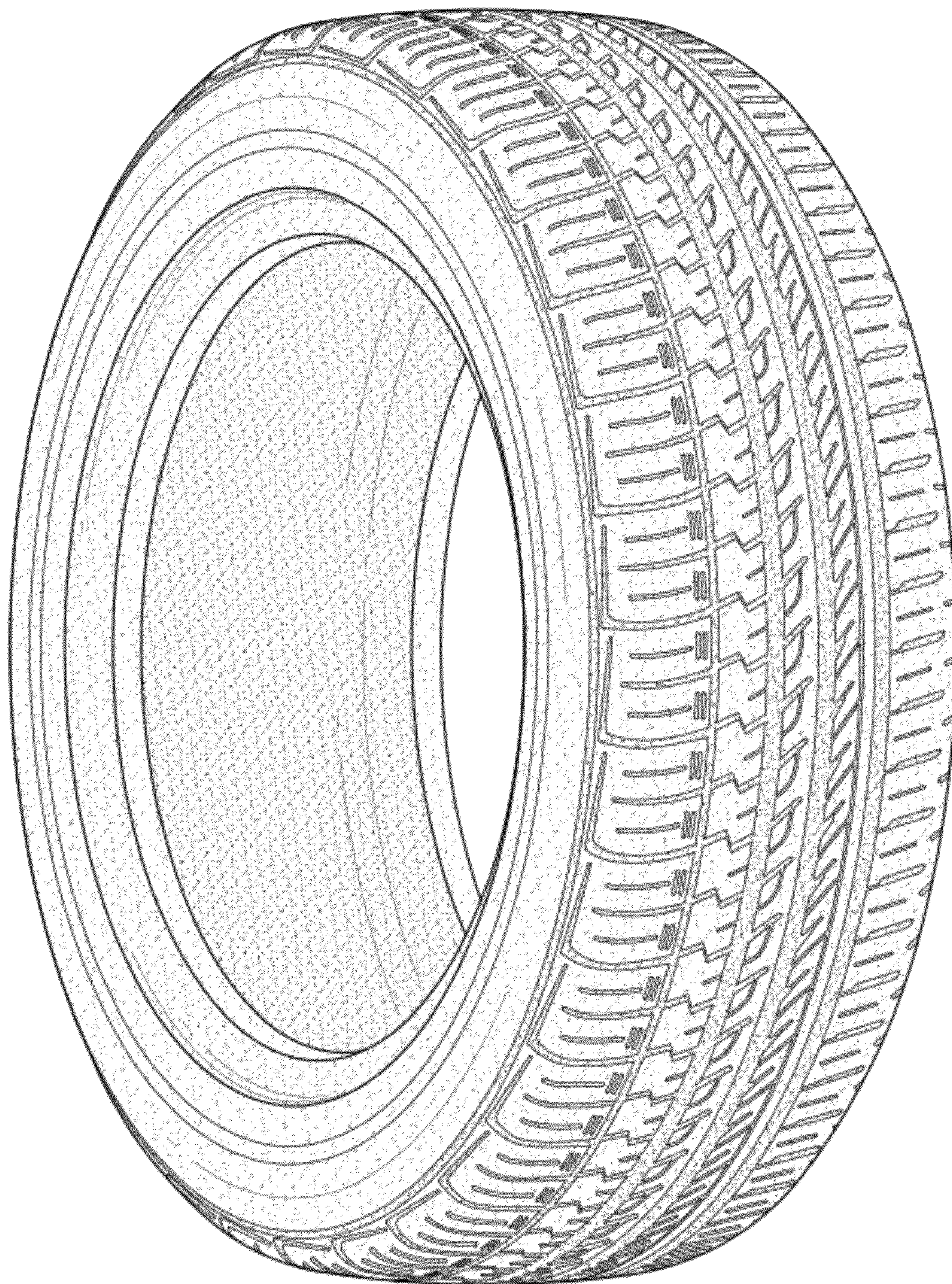


FIG.5

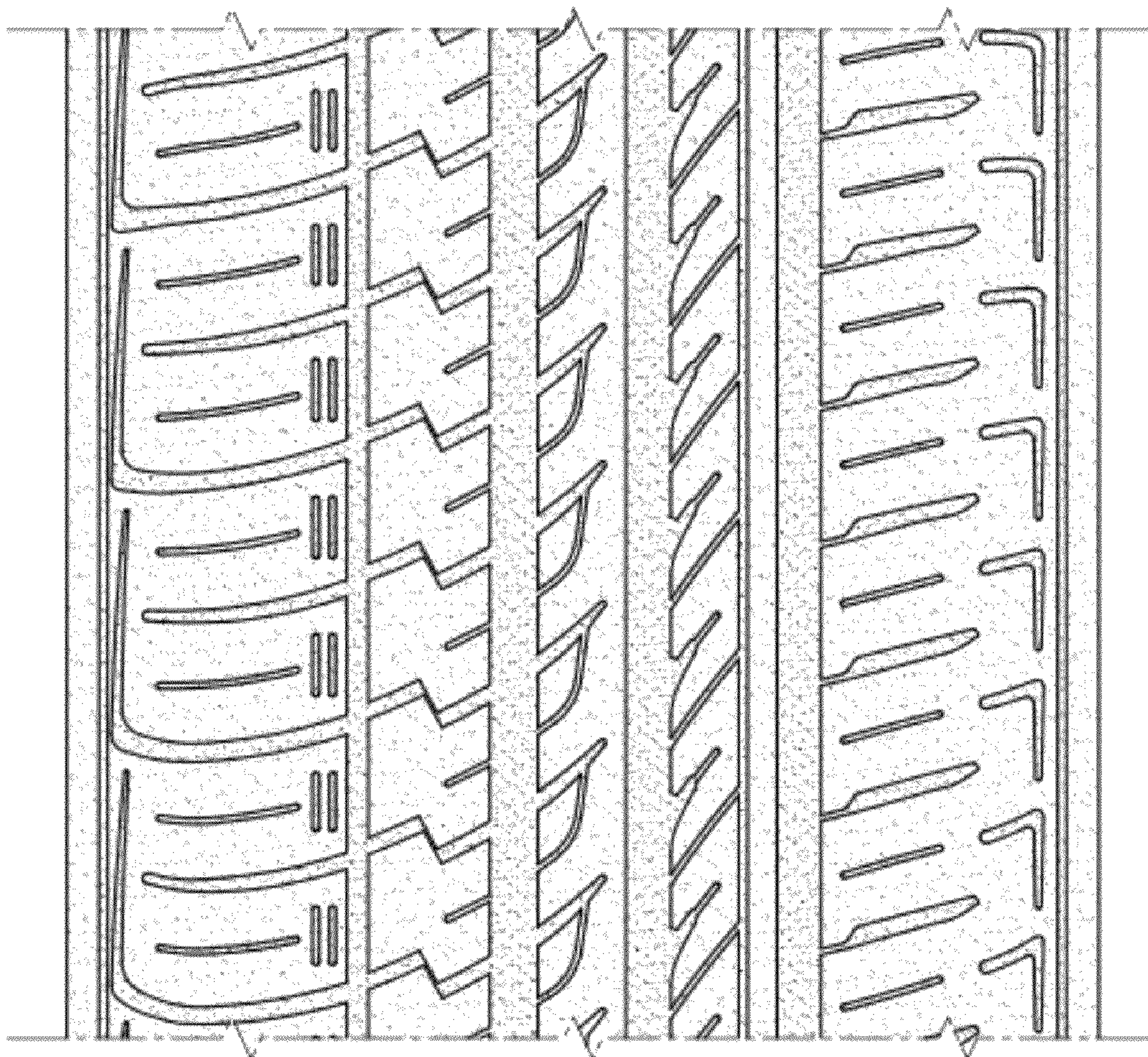


FIG.6