



US00D663674S

(12) **United States Design Patent**
Zane

(10) **Patent No.:** **US D663,674 S**
(45) **Date of Patent:** **** Jul. 17, 2012**

(54) **VEHICLE WHEEL SHIELD**

(76) Inventor: **Martin L. Zane**, Allen Park, MI (US)

(**) Term: **14 Years**

(21) Appl. No.: **29/410,405**

(22) Filed: **Jan. 6, 2012**

(51) **LOC (9) Cl.** **12-16**

(52) **U.S. Cl.** **D12/213**

(58) **Field of Classification Search** D12/213,
D12/400; 40/587; 294/131; 301/108.1-108.5,
301/37.101-104, 37.21, 37.39, 37.41, 37.42,
301/37.109, 37.31; 118/504-505

See application file for complete search history.

(56) **References Cited**

U.S. PATENT DOCUMENTS

D378,364 S *	3/1997	Clifton	D12/213
D387,725 S *	12/1997	Cochran et al.	D12/213
D434,714 S *	12/2000	White	D12/213
D438,835 S *	3/2001	Maschino	D12/213
D479,179 S *	9/2003	Lian	D12/213
D504,652 S *	5/2005	Woodberry	D12/213
D560,153 S *	1/2008	Zane	D12/213

D565,491 S *	4/2008	Scott	D12/213
D569,324 S *	5/2008	Gosnell et al.	D12/213
D600,188 S *	9/2009	Torres Rey	D12/213

* cited by examiner

Primary Examiner — Stacia Cadmus

(74) *Attorney, Agent, or Firm* — QuickPatents, Inc.; Kevin Prince

(57) **CLAIM**

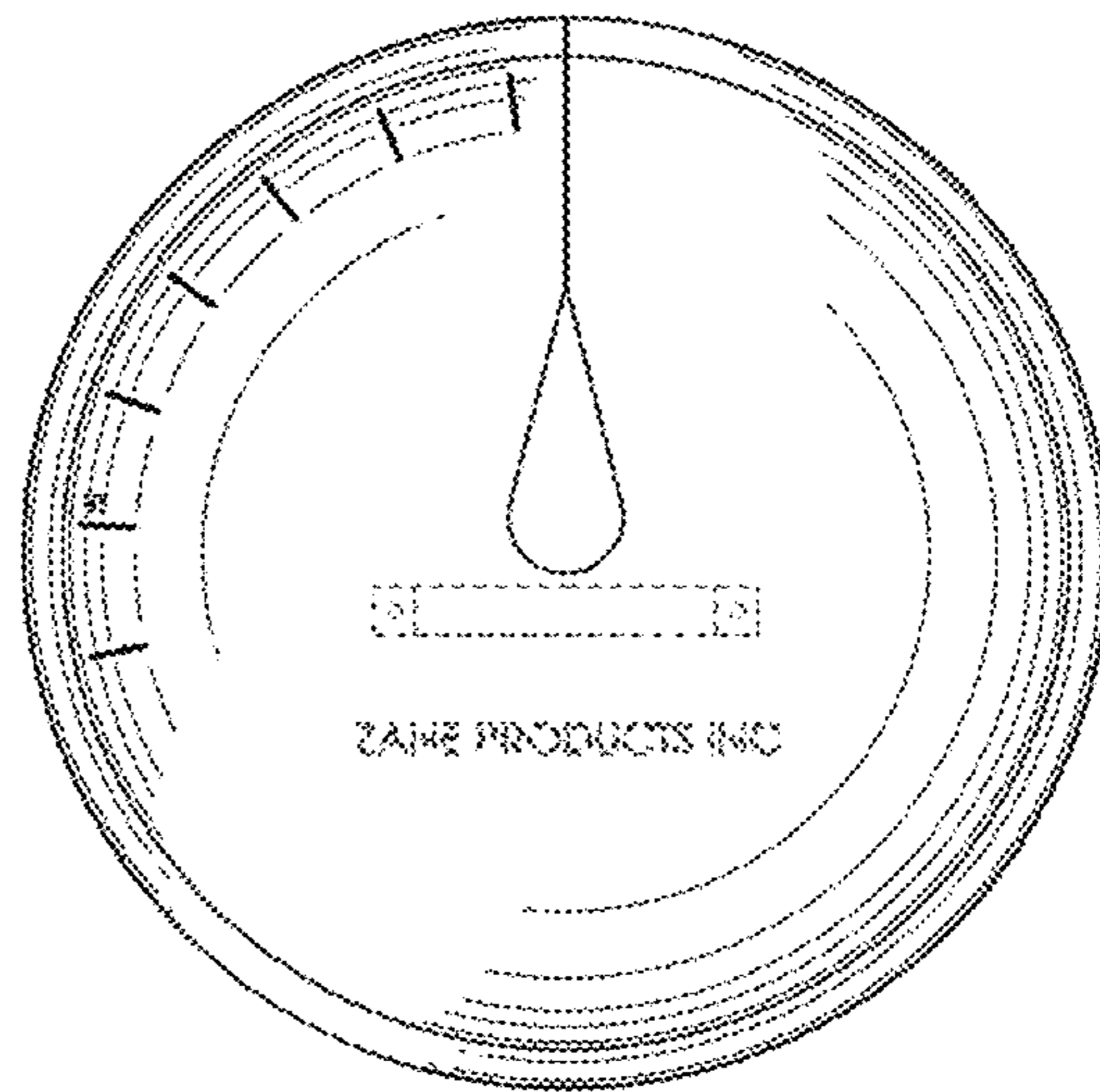
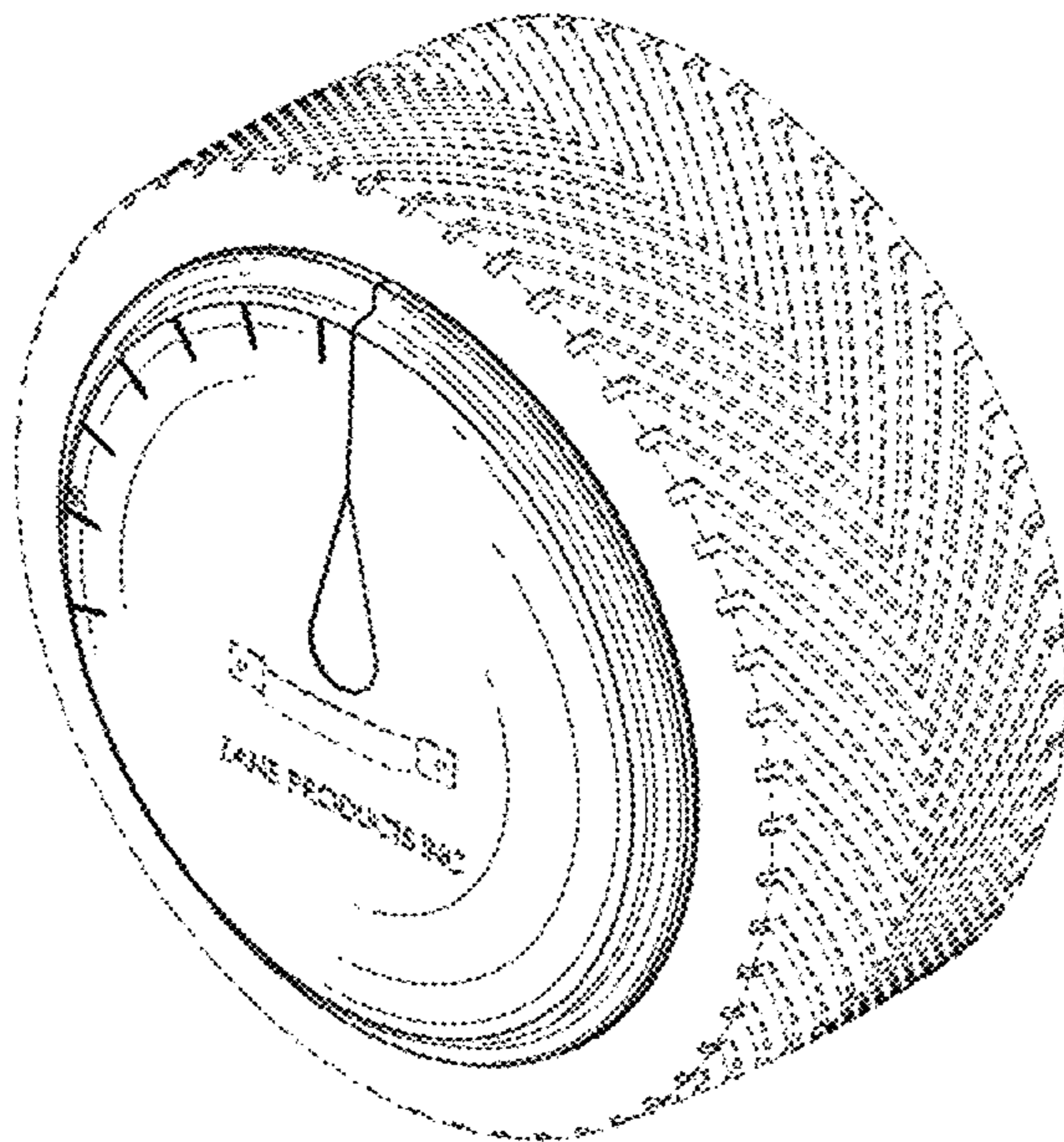
I claim the ornamental design for a vehicle wheel shield, as shown and described.

DESCRIPTION

FIG. 1 is a perspective view of a vehicle wheel shield, showing my new design;
FIG. 2 is a top plan view thereof;
FIG. 3 is a front elevational view thereof;
FIG. 4 is a bottom plan view thereof;
FIG. 5 is a left-side elevational view thereof;
FIG. 6 is a rear elevational view thereof; and,
FIG. 7 is a right-side elevational view thereof.

The broken lines showing a wheel in FIG. 1 and a handle and logo in the figures depict environmental matter and form no part of the claimed design.

1 Claim, 3 Drawing Sheets



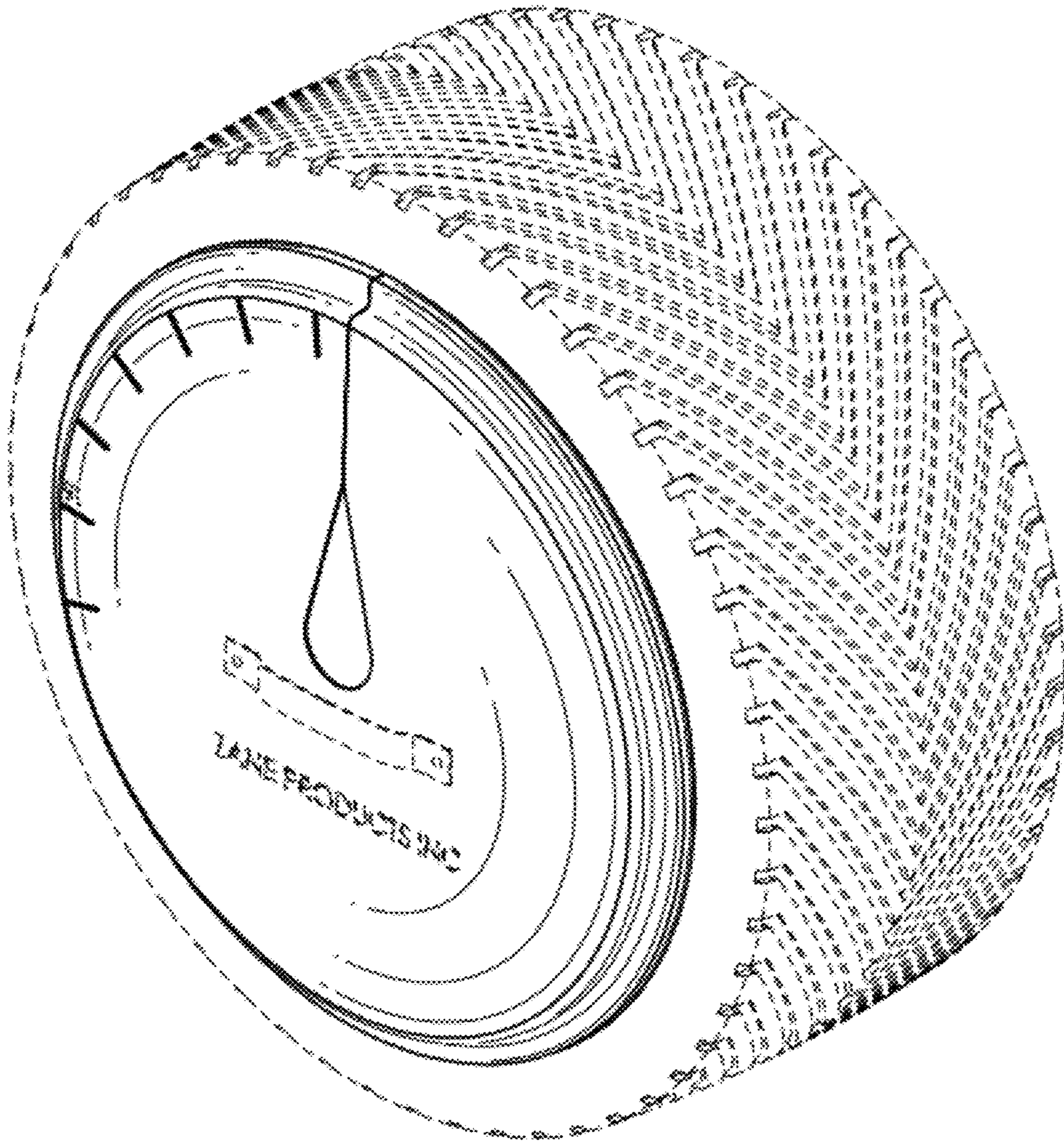


FIG. 1



FIG. 2

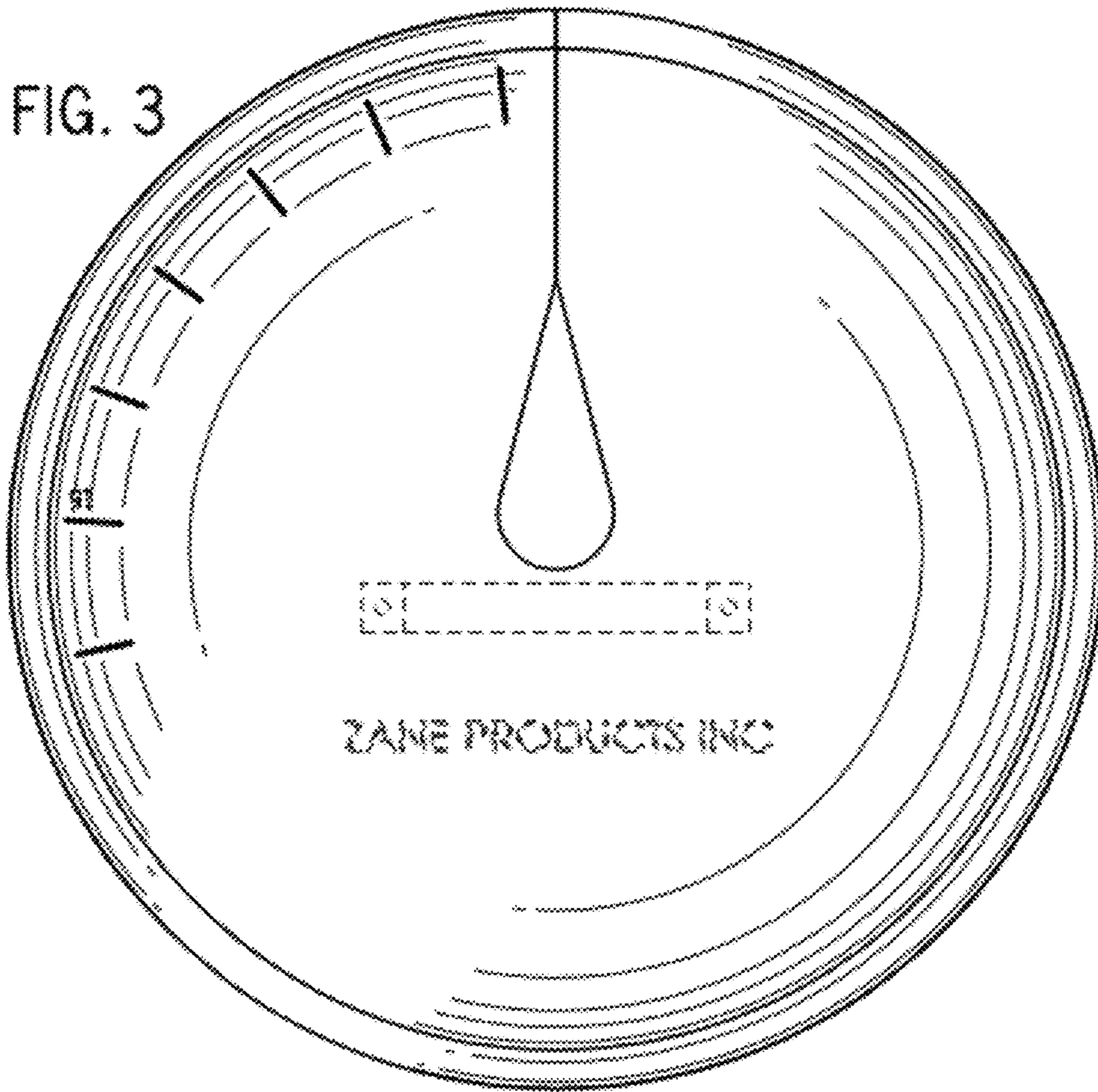


FIG. 3




FIG. 4




FIG. 7

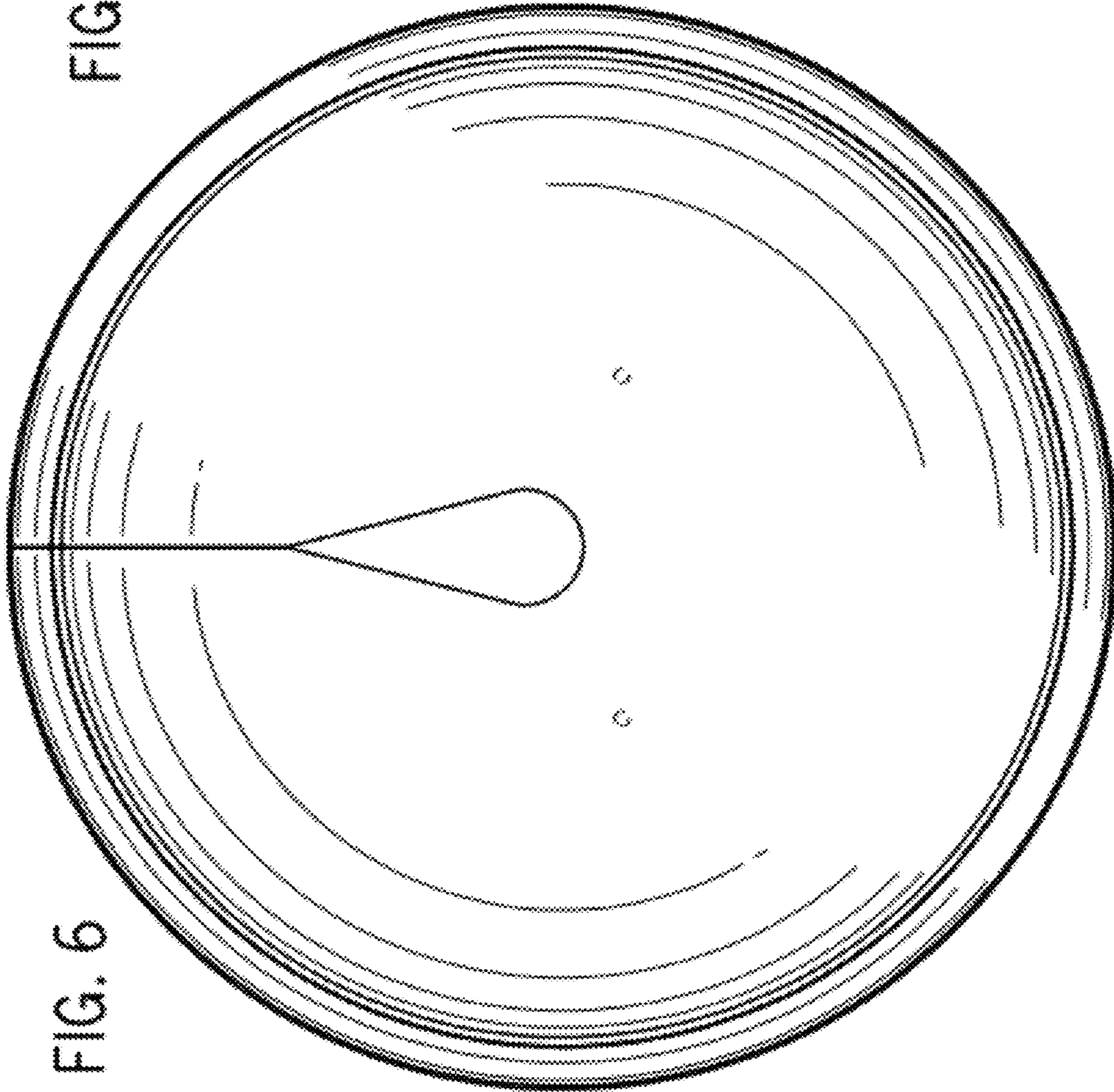


FIG. 6



FIG. 5