



US00D663665S

(12) **United States Design Patent**
Hakamata et al.

(10) **Patent No.:** **US D663,665 S**

(45) **Date of Patent:** **** Jul. 17, 2012**

(54) **REAR DOOR FOR AN AUTOMOBILIE**

OTHER PUBLICATIONS

(75) Inventors: **Hiroaki Hakamata**, Toyota (JP);
Satoshi Kimura, Nagoya (JP);
Yukinobu Morioka, Ikeda (JP)

Website: URL:<http://catalog.carsensorlab.net/mazda/mpv>, Mazda MPV, Date: Jan. 2008.

Website: URL:<http://www.three2tango.com/car-and-bike-corner/toyota-avanza-the-mini-innova-coming-to-india.html>, Toyota Avanza, Date: Dec. 3, 2009.

(73) Assignee: **Toyota Jidosha Kabushiki Kaisha**,
Toyota-shi (JP)

Website: URL:<http://techwizardz.blogspot.com/2010/02/toyota-avanza-stills-and-wallpapers.html>, Toyota Avanza, Date: Dec. 3, 2009.

(**) Term: **14 Years**

* cited by examiner

(21) Appl. No.: **29/388,429**

Primary Examiner — Melody N Brown

(22) Filed: **Mar. 29, 2011**

(74) *Attorney, Agent, or Firm* — Finnegan, Henderson, Farabow, Garrett & Dunner, LLP

(51) **LOC (9) Cl.** **12-16**

(52) **U.S. Cl.** **D12/196**

(58) **Field of Classification Search** D12/86,
D12/90-92, 164, 196; 296/181.1, 181.5
See application file for complete search history.

(57) **CLAIM**

The ornamental design for a rear door for an automobile, as shown and described.

(56) **References Cited**

U.S. PATENT DOCUMENTS

DESCRIPTION

D479,491 S	9/2003	Kato et al.	
D525,564 S	7/2006	Akamine et al.	
D525,910 S	8/2006	Sugiura et al.	
D563,275 S	3/2008	Kim et al.	
D575,678 S	8/2008	Matsumoto et al.	
D619,503 S	7/2010	Ishibashi et al.	
D619,510 S	7/2010	Suzuki et al.	
D634,686 S *	3/2011	Matei et al.	D12/164
D640,958 S	7/2011	Yokoi et al.	
D642,093 S	7/2011	Kubo et al.	
D643,348 S *	8/2011	Burki et al.	D12/164
D644,975 S *	9/2011	Kumai et al.	D12/196
D647,835 S *	11/2011	Sowa et al.	D12/196

FIG. 1 is a front perspective view of a rear door for an automobile of our new design;
FIG. 2 is a front view thereof;
FIG. 3 is a rear view thereof;
FIG. 4 is a top plan view thereof;
FIG. 5 is a bottom view thereof;
FIG. 6 is a right side view thereof; and,
FIG. 7 is a left side view thereof.

1 Claim, 4 Drawing Sheets





FIG. 1



FIG. 2




FIG. 3




FIG. 4

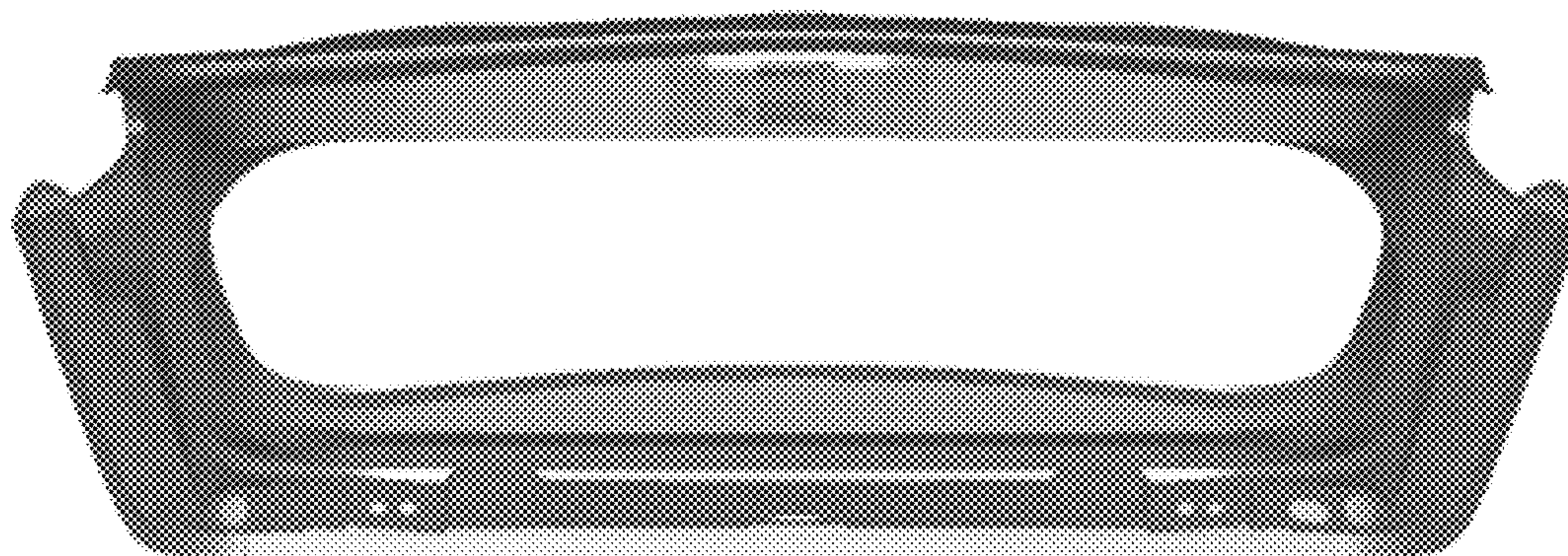


FIG. 5




FIG. 7




FIG. 6