

US00D663638S

(12) **United States Design Patent**  
**Lee et al.**

(10) **Patent No.:** **US D663,638 S**  
(45) **Date of Patent:** **\*\* Jul. 17, 2012**

(54) **ELEVATOR PASSENGER INTERFACE**

(75) Inventors: **Se Heon Lee**, Gunpo (KR); **Han Woo Lee**, Guri (KR)

(73) Assignee: **Otis Elevator Company**, Farmington, CT (US)

(\*\*) Term: **14 Years**

(21) Appl. No.: **29/402,473**

(22) Filed: **Sep. 23, 2011**

(30) **Foreign Application Priority Data**

May 16, 2011 (KR) ..... 30-2011-0019714

(51) **LOC (9) Cl.** ..... **10-05**

(52) **U.S. Cl.** ..... **D10/108**

(58) **Field of Classification Search** ..... D10/108;  
D13/174, 175, 162, 162.1, 164; D14/371,  
D14/383, 388-390, 198, 247, 307; D18/6-7,  
D18/24-32; 40/541; 187/396-397, 389-391,  
187/380; D20/10; D6/470, 314  
See application file for complete search history.

(56) **References Cited**

**U.S. PATENT DOCUMENTS**

D268,026 S *	2/1983	Bevilaqua et al.	.....	D13/164
D268,668 S *	4/1983	Bevilaqua et al.	.....	D13/164
D289,291 S *	4/1987	Kapper	.....	D14/389
D308,364 S *	6/1990	Beasley et al.	.....	D14/389
D370,355 S *	6/1996	Kenney	.....	D6/314
D435,270 S *	12/2000	Healy	.....	D20/10
D439,244 S *	3/2001	Conley	.....	D14/247
D451,603 S *	12/2001	Bastyr et al.	.....	D24/186
D452,234 S *	12/2001	Russell et al.	.....	D14/247
D479,659 S *	9/2003	Fleckenstein et al.	.....	D6/470
D518,480 S *	4/2006	Zheng et al.	.....	D14/307

D589,829 S *	4/2009	Friedli	.....	D10/108
D589,831 S *	4/2009	Friedli	.....	D10/108
D601,052 S *	9/2009	Friedli	.....	D10/108

\* cited by examiner

*Primary Examiner* — George D Kirschbaum

(74) *Attorney, Agent, or Firm* — Carlson, Gaskey & Olds PC

(57) **CLAIM**

We claim the ornamental design of an elevator passenger interface, as shown and described.

**DESCRIPTION**

FIG. 1 is a perspective view of an elevator passenger interface including a touch screen.

FIG. 2 is a front view of the elevator passenger interface of FIG. 1.

FIG. 3 is a rear view of the elevator passenger interface of FIG. 1.

FIG. 4 is a right side view of the elevator passenger interface of FIG. 1.

FIG. 5 is a left side view of the elevator passenger interface of FIG. 1.

FIG. 6 is a top view of the elevator passenger interface of FIG. 1.

FIG. 7 is a bottom view of the elevator passenger interface of FIG. 1.

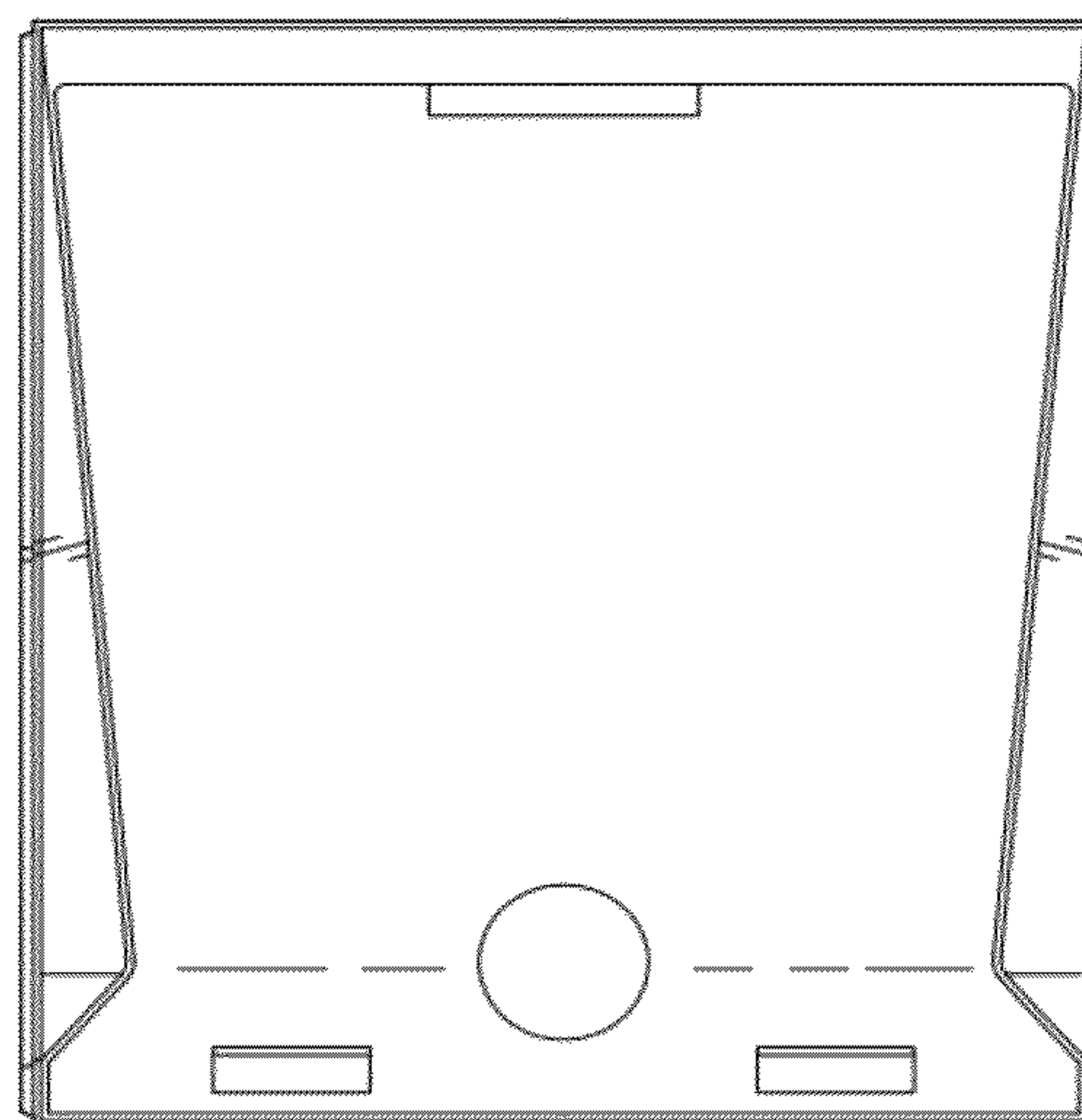

FIG. 8 is a front view of the elevator passenger interface of FIG. 1, where the elevator passenger interface is mounted on a pedestal.

FIG. 9 is a rear view of the elevator passenger interface and pedestal arrangement of FIG. 8; and,

FIG. 10 is a right side view of the elevator passenger interface and pedestal arrangement of FIG. 8.

In the drawings, the broken line showing of a pedestal depicts environmental subject matter and forms no part of the claim.

**1 Claim, 4 Drawing Sheets**






Fig-1

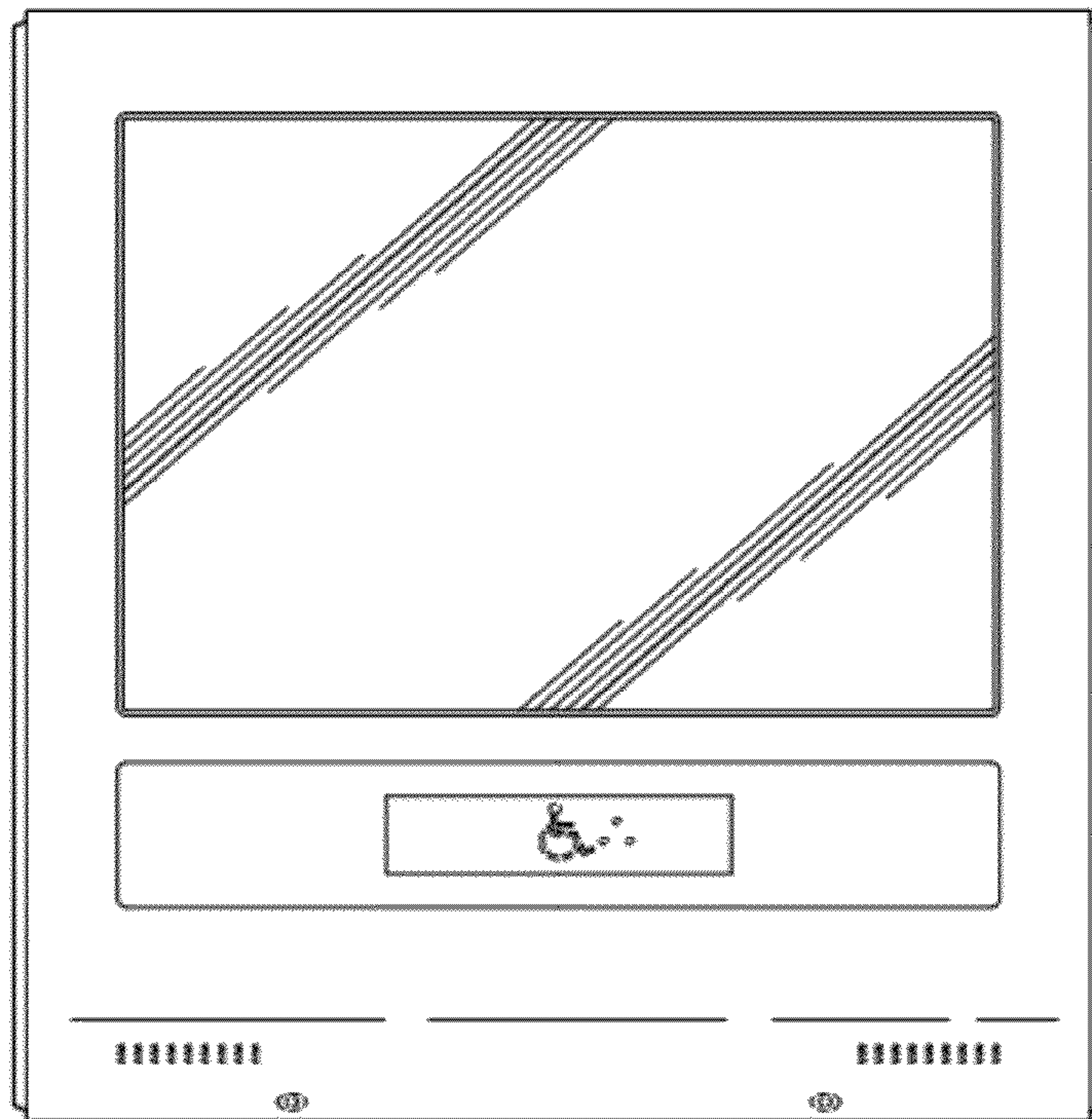


Fig-2



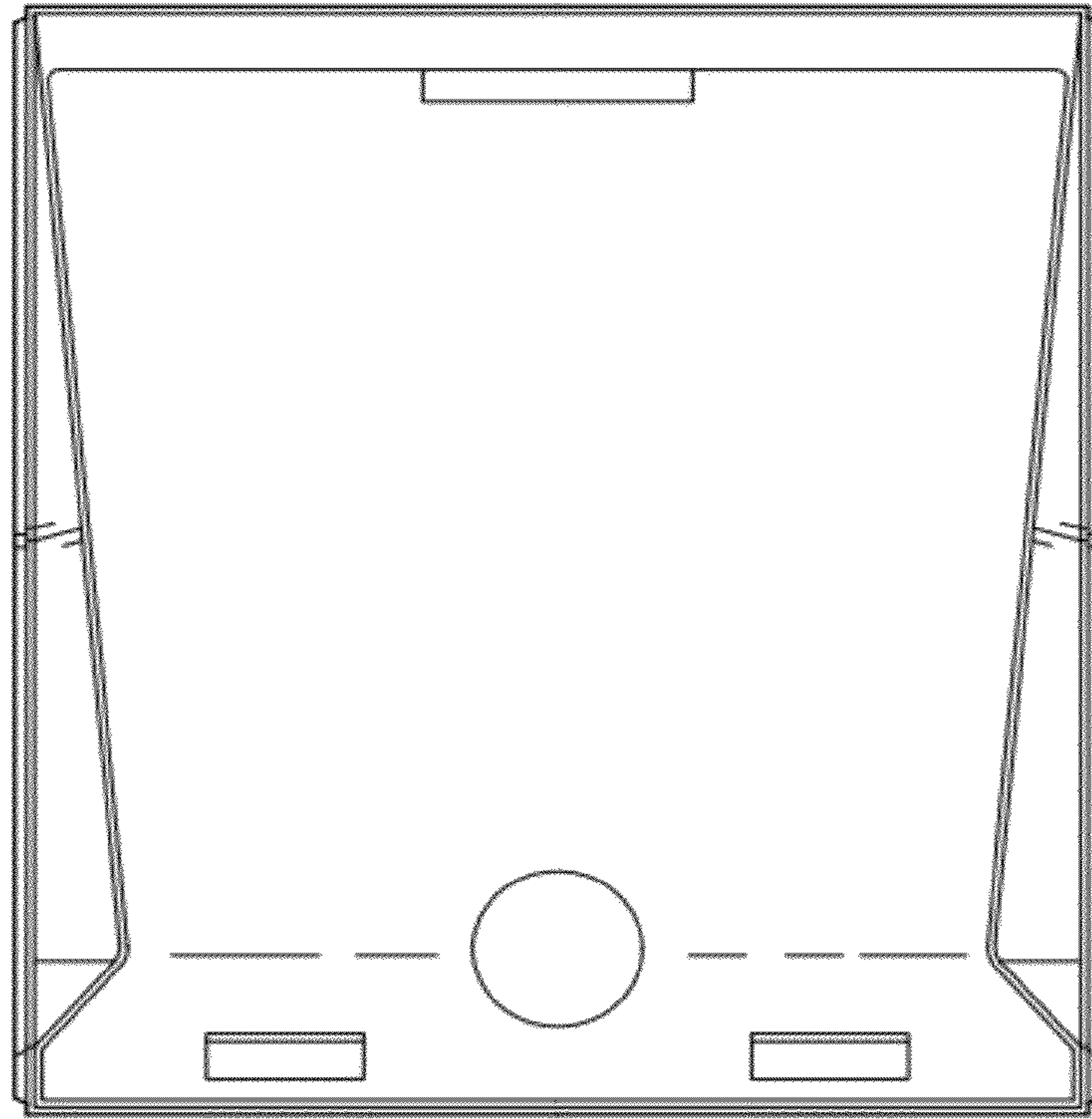


Fig-3

Fig-4

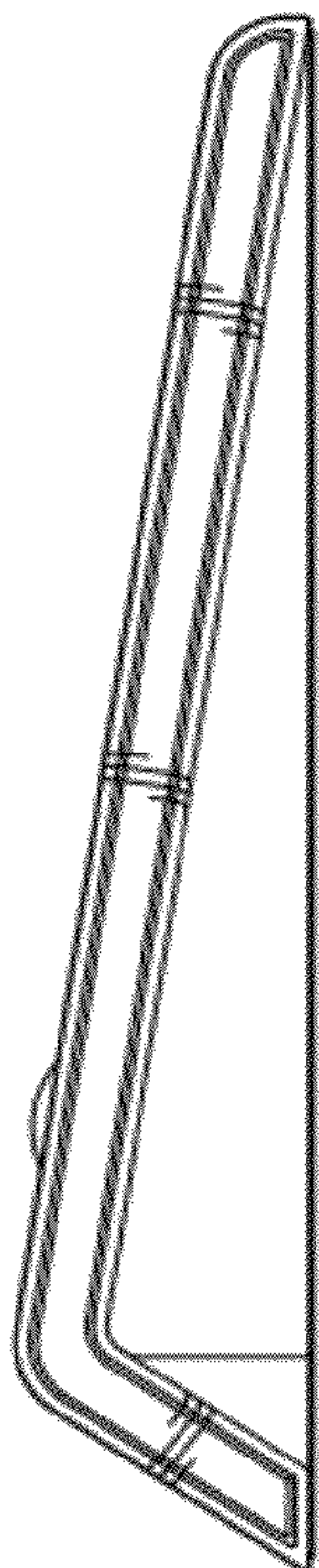
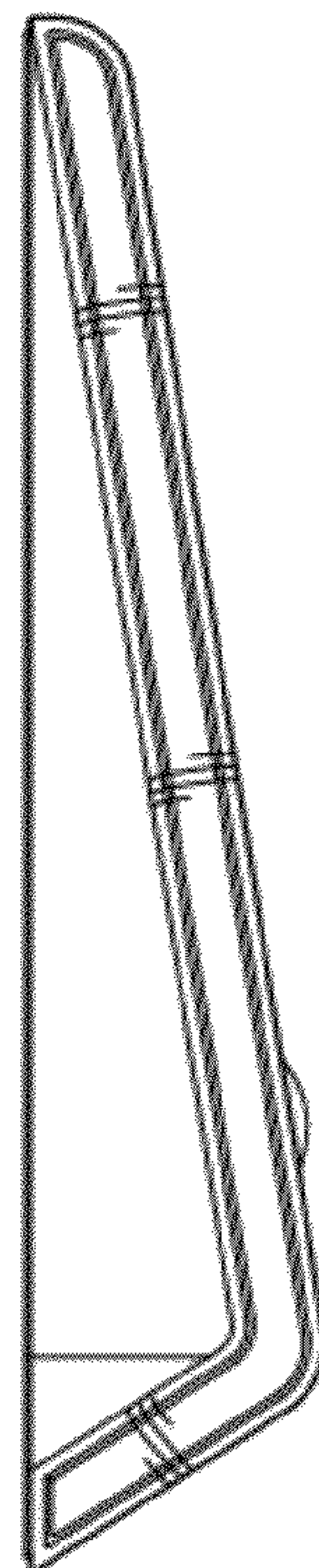


Fig-5






Fig-6



Fig-7




Fig-8




Fig-9




Fig-10