

US00D663634S

(12) **United States Design Patent**
Townsend

(10) **Patent No.:** **US D663,634 S**

(45) **Date of Patent:** **** Jul. 17, 2012**

(54) **HAND HELD SCANNER**

(75) Inventor: **James Townsend**, Lake Mary, FL (US)

(73) Assignee: **Microsemi Corporation**, Aliso Viejo, CA (US)

(**) Term: **14 Years**

(21) Appl. No.: **29/385,707**

(22) Filed: **Feb. 18, 2011**

(51) **LOC (9) Cl.** **10-04**

(52) **U.S. Cl.** **D10/47**

(58) **Field of Classification Search** D10/47;
324/67, 202, 326, 327, 328, 329, 233, 207.2,
324/226, 345, 242, 243, 244, 253, 225, 228,
324/252, 248, 301; 340/368, 933; 250/338.1,
250/336.1, 504 R; 342/5, 22, 202; 348/162,
348/E5.085; 702/190

See application file for complete search history.

(56) **References Cited**

U.S. PATENT DOCUMENTS

7,173,244 B2 * 2/2007 Tomita et al. 250/336.1
D624,445 S * 9/2010 Heckhausen D10/70

2002/0066858 A1 * 6/2002 Trempala et al. 250/338.1
2004/0079903 A1 * 4/2004 Sosinsky 250/504 R
2009/0195435 A1 * 8/2009 Kapilevich et al. 342/22

* cited by examiner

Primary Examiner — Antoine D Davis

(74) *Attorney, Agent, or Firm* — Holland & Hart LLP

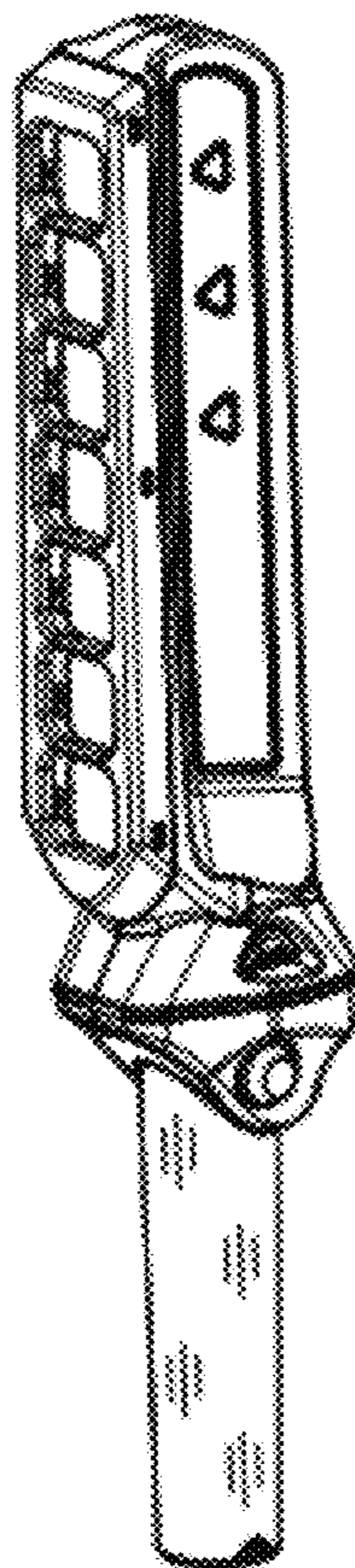
(57) **CLAIM**

The ornamental design for a hand held scanner, as shown.

DESCRIPTION

FIG. 1 is a front perspective view of a hand held scanner showing my new design;
FIG. 2 is a front view thereof;
FIG. 3 is a right view thereof;
FIG. 4 is a left side view thereof;
FIG. 5 is a rear side view thereof;
FIG. 6 is a bottom view thereof; and,
FIG. 7 is a top view thereof.

1 Claim, 7 Drawing Sheets



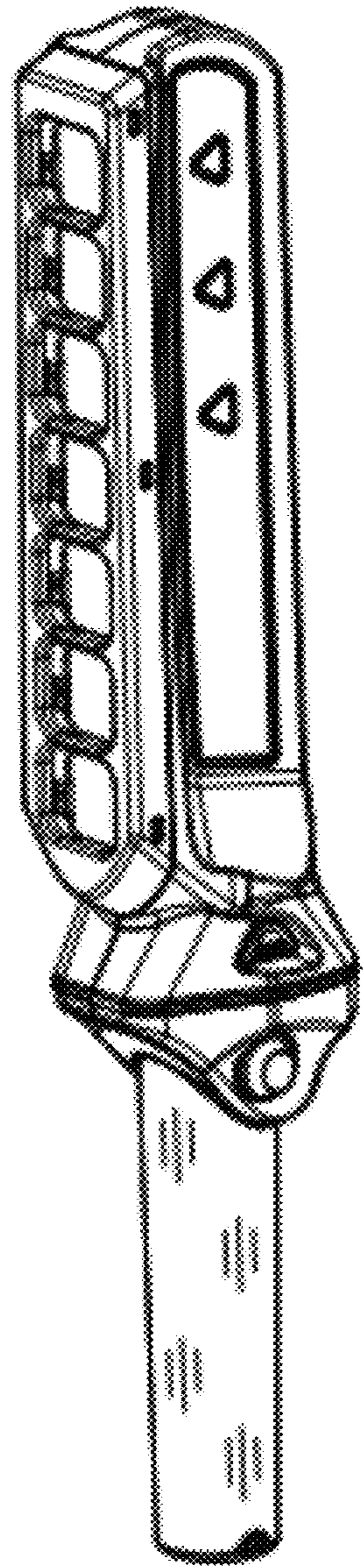


Fig. 1

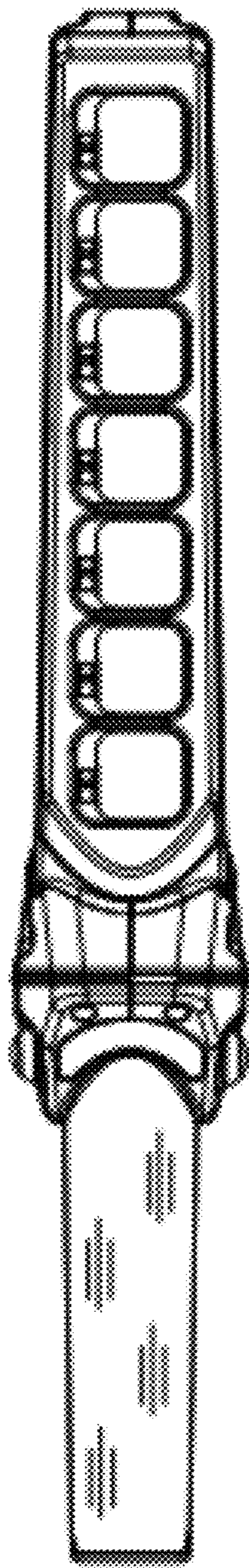


Fig. 2

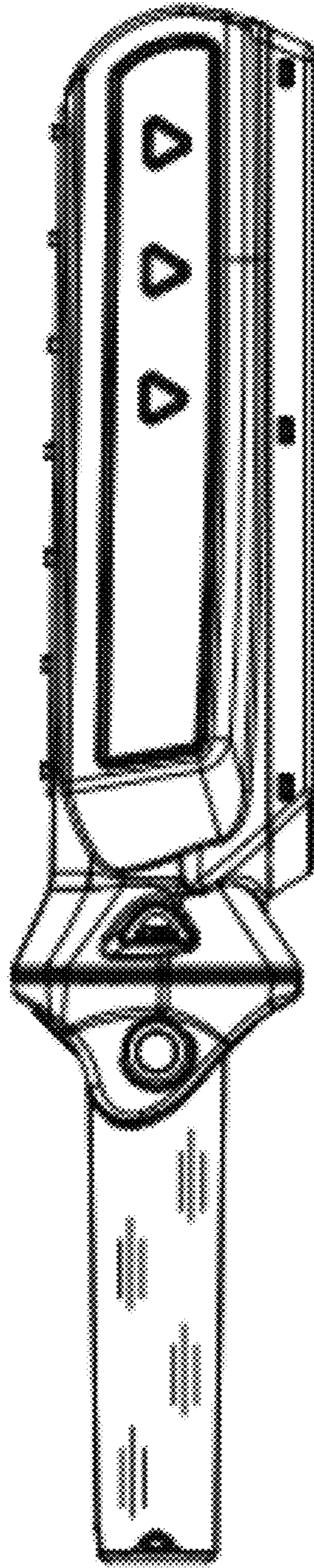


Fig. 3

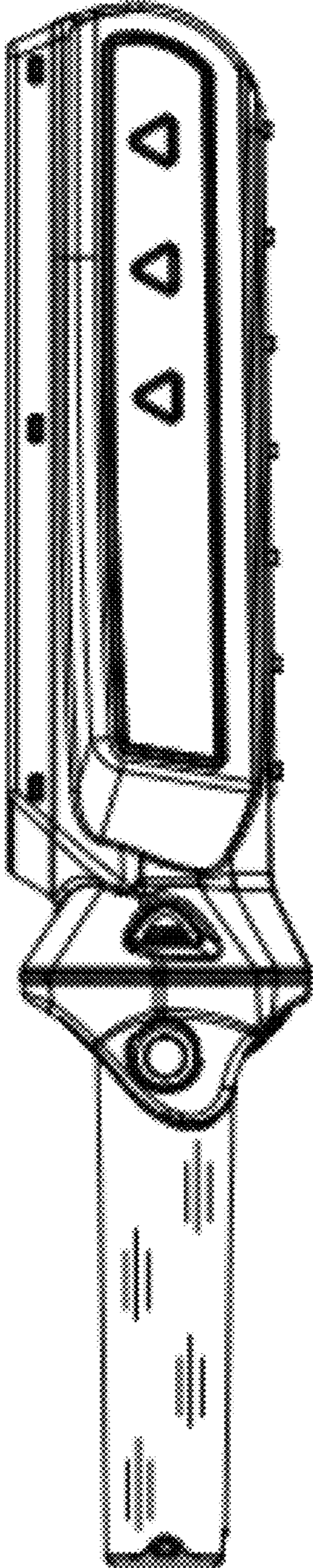


Fig. 4

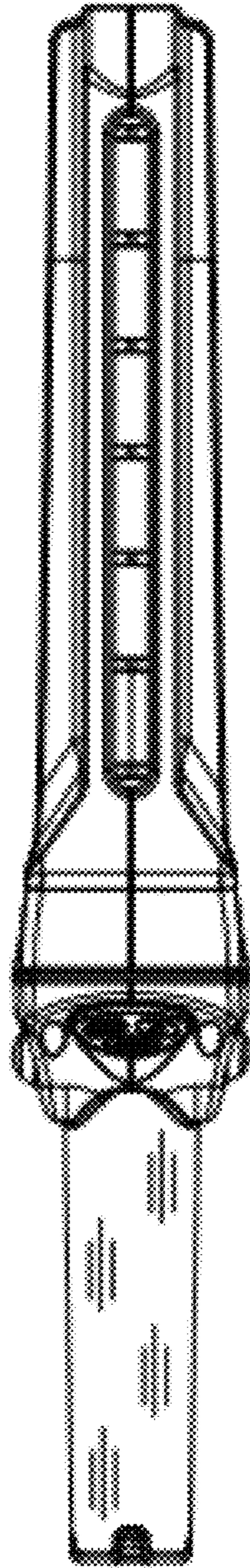


Fig. 5

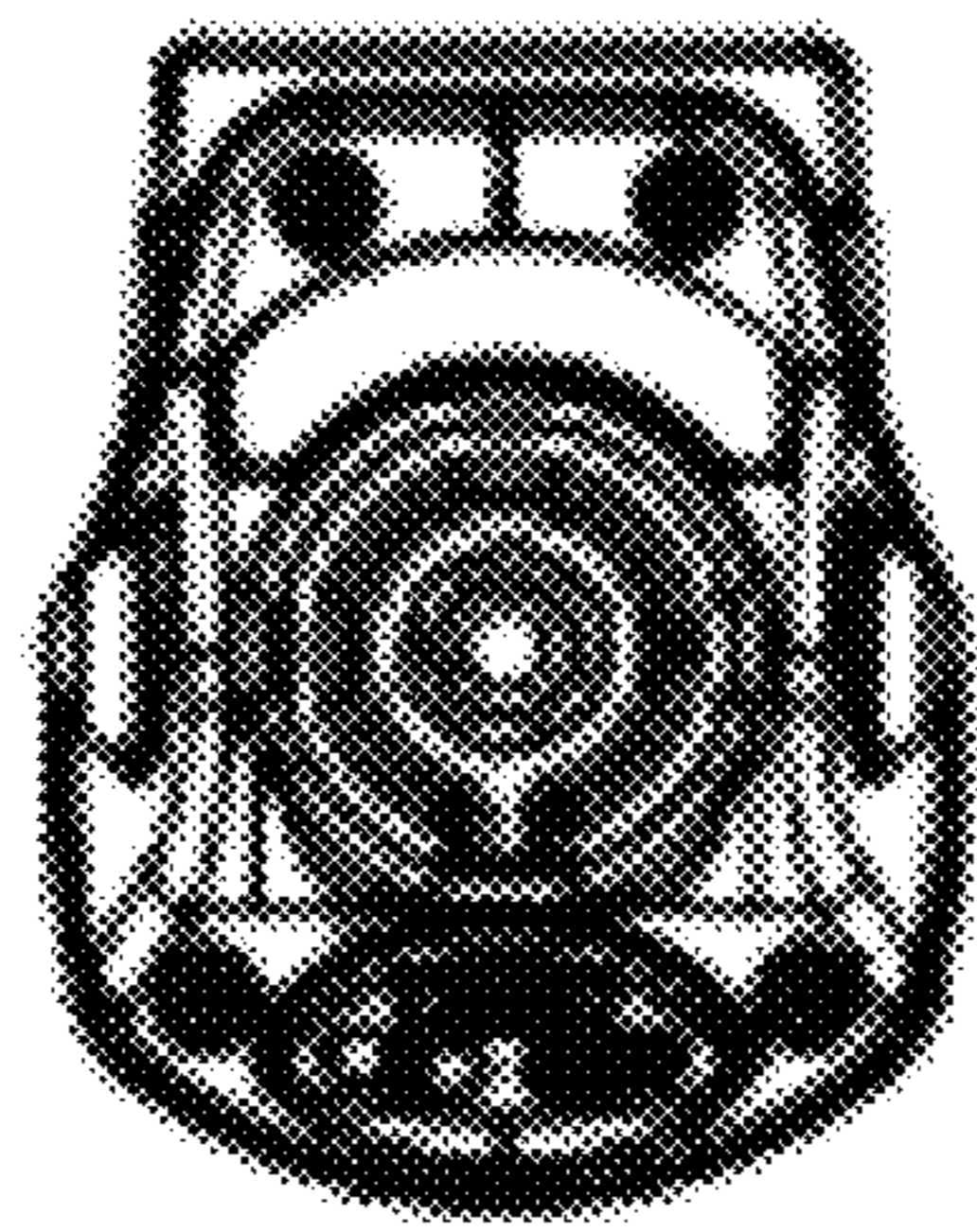


Fig. 6

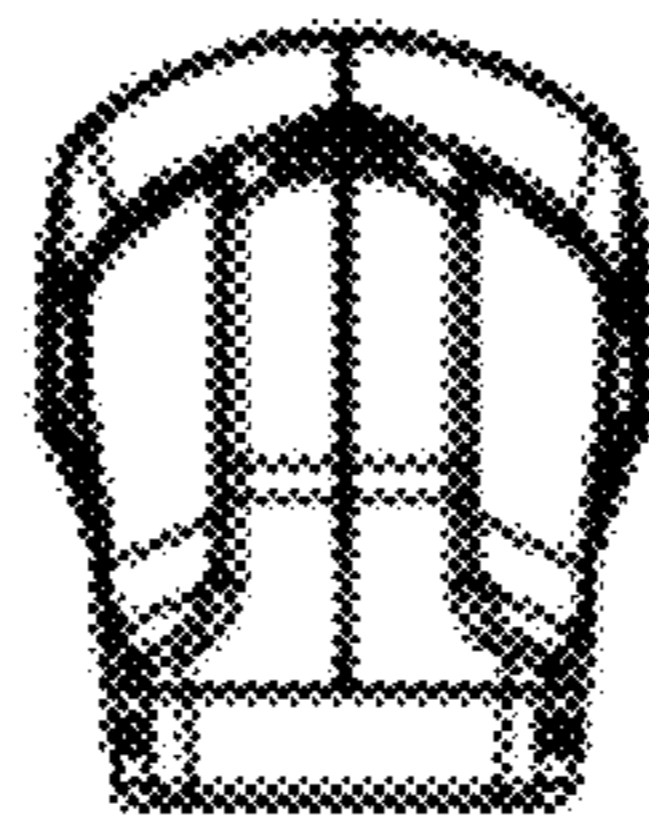


Fig. 7