



US00D663601S

(12) **United States Design Patent**
Colangelo

(10) **Patent No.:** **US D663,601 S**
(45) **Date of Patent:** **** Jul. 17, 2012**

(54) **HAMMER**

(76) Inventor: **Mel Colangelo**, Phoenix, AZ (US)

(**) Term: **14 Years**

(21) Appl. No.: **29/361,915**

(22) Filed: **May 17, 2010**

(51) **LOC (9) Cl.** **08-02**

(52) **U.S. Cl.** **D8/80**

(58) **Field of Classification Search** D8/11,
D8/75-81, 107, 38, 53, 100, 103, 305, 351;
7/145; 30/308.1; 144/195.5; 81/19-24,
81/26, 489; 76/103; D4/107, 124-126; D3/14-15,
D3/211, 325; D22/105, 130, 132; D7/686

See application file for complete search history.

(56) **References Cited**

U.S. PATENT DOCUMENTS

D22,835 S *	10/1893	Cone	D9/624
D207,329 S *	4/1967	Parry	D7/686
D226,692 S *	4/1973	Sherman	D28/22
6,058,157 A *	5/2000	Christiansen et al.	378/54
6,869,117 B1 *	3/2005	Blum	294/16
D504,361 S *	4/2005	Blevins-Catalano	D12/114
D515,397 S *	2/2006	Elwell et al.	D8/322

7,028,581 B2 *	4/2006	Williams et al.	74/551.9
7,662,113 B2 *	2/2010	Pearl et al.	600/587
2006/0129070 A1 *	6/2006	Pearl et al.	600/595

OTHER PUBLICATIONS

Human Bone Shaped Pen. Snagged Jul. 31, 2011 at <http://www.identity-links.com/health-safety/health-fair-handouts?viewall=1>.
Primitive Bone Knife. <http://www.etsy.com/listing/69991152/primitive-bone-knife>; downloaded Jul. 31, 2011.*
Wicket Hand Mirror. <http://peterpaulmall.com/bigpix/wickedhandmirror.htm>; downloaded Jul. 31, 2011.*

* cited by examiner

Primary Examiner — Philip S. Hyder

(74) *Attorney, Agent, or Firm* — Booth Udall, PLC

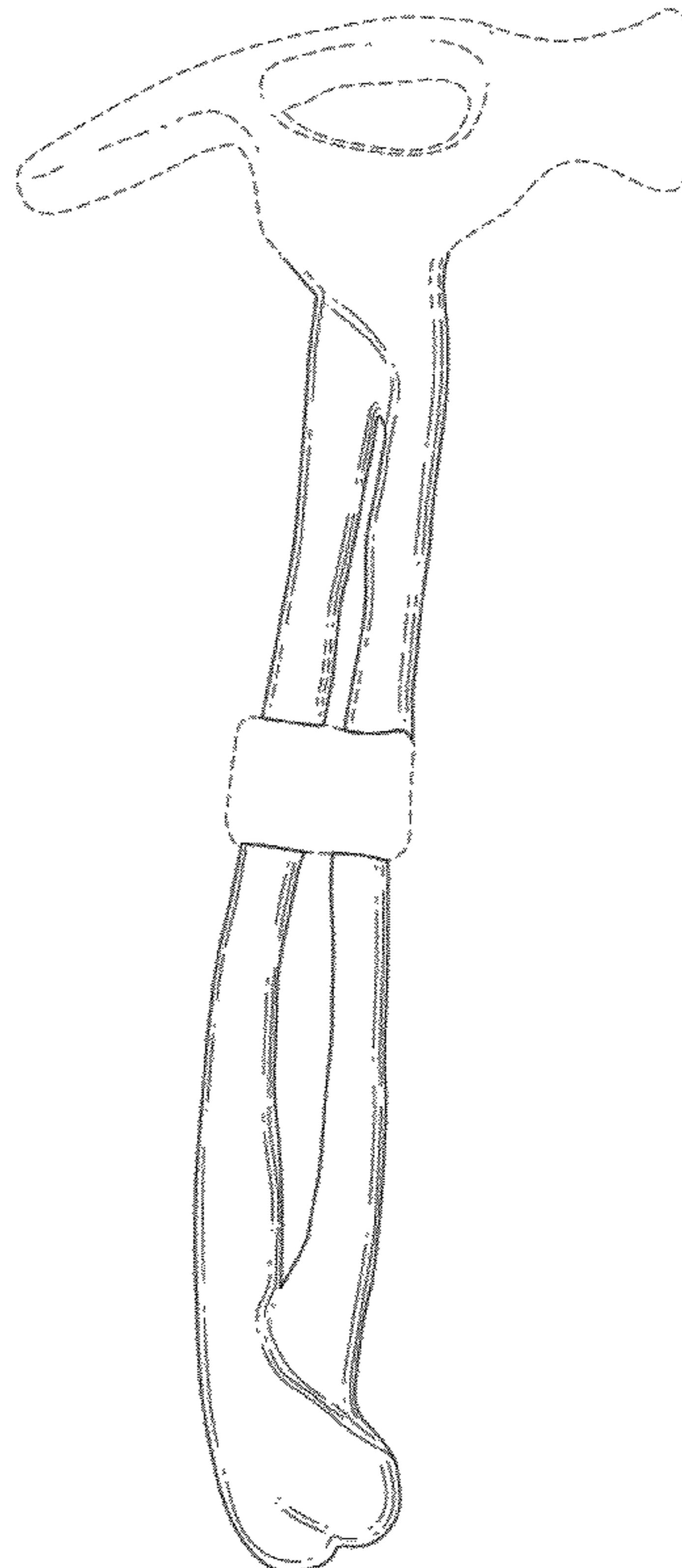
(57) **CLAIM**

The ornamental design for a hammer, as shown and described.

DESCRIPTION

FIG. 1 is a left side view a hammer;
FIG. 2 is a right side view thereof;
FIG. 3 is a front view of thereof;
FIG. 4 is a rear view thereof;
FIG. 5 is a top view thereof;
FIG. 6 is a bottom view thereof; and,
FIG. 7 is a rear perspective view thereof.
The broken lines in the drawings illustrate features that form no part of the claimed design.

1 Claim, 6 Drawing Sheets



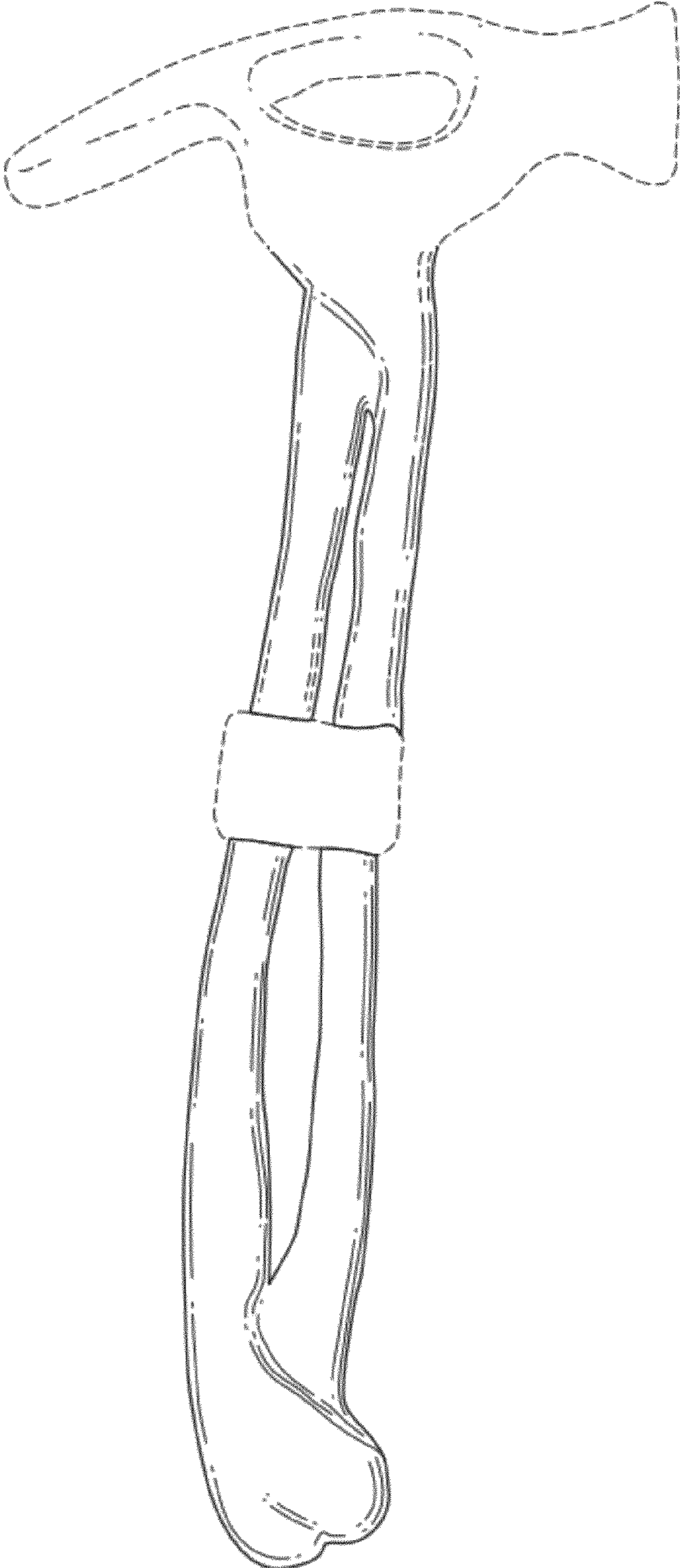


Fig. 1

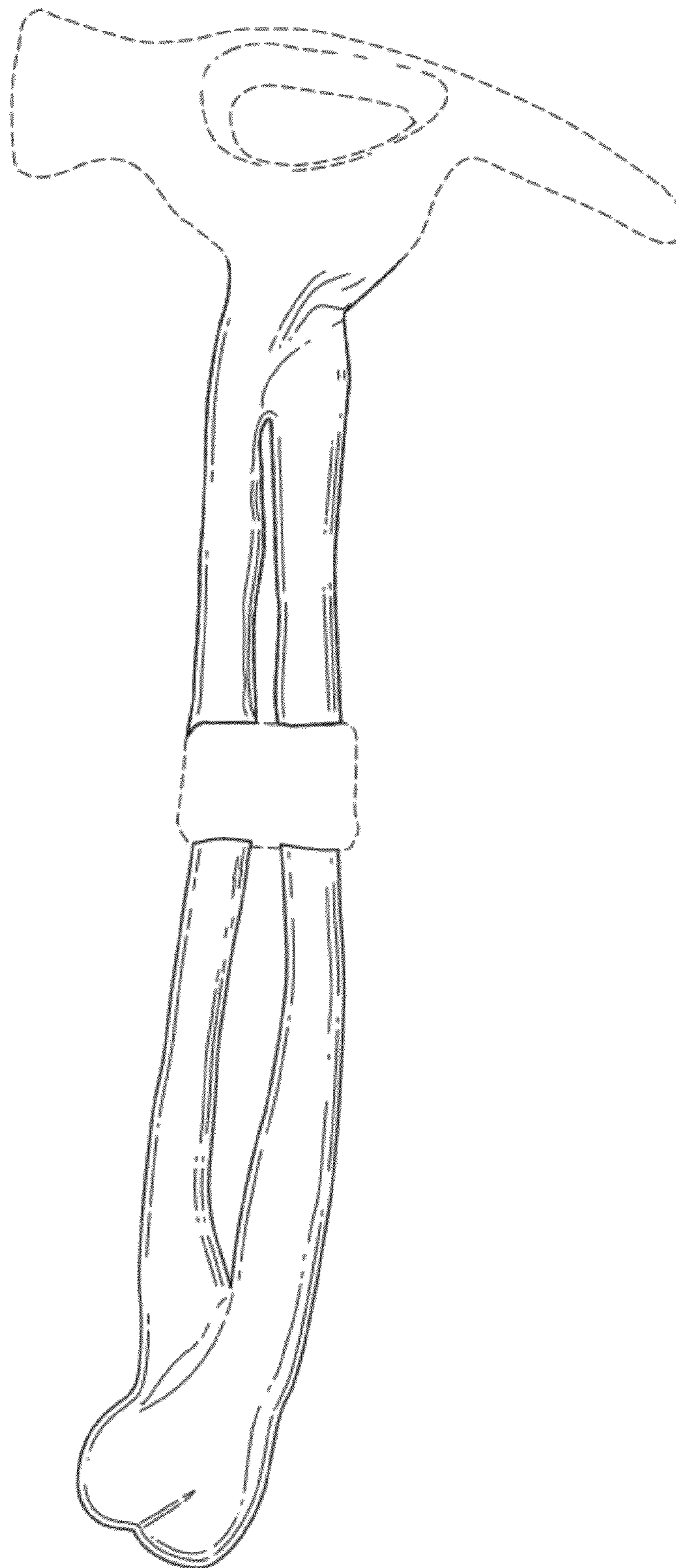


Fig. 2

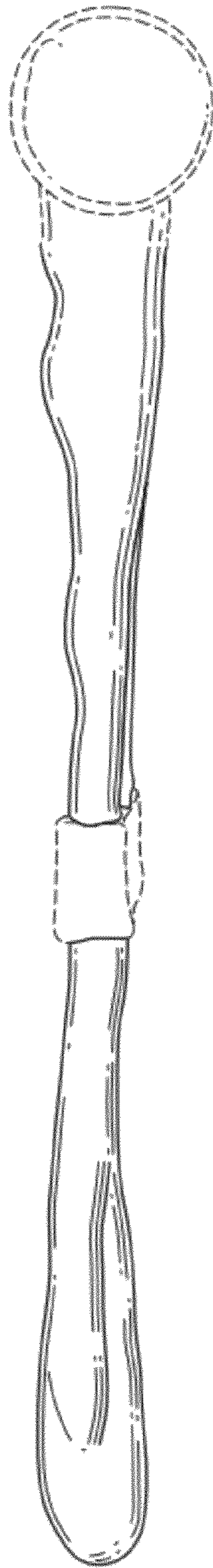


Fig. 3

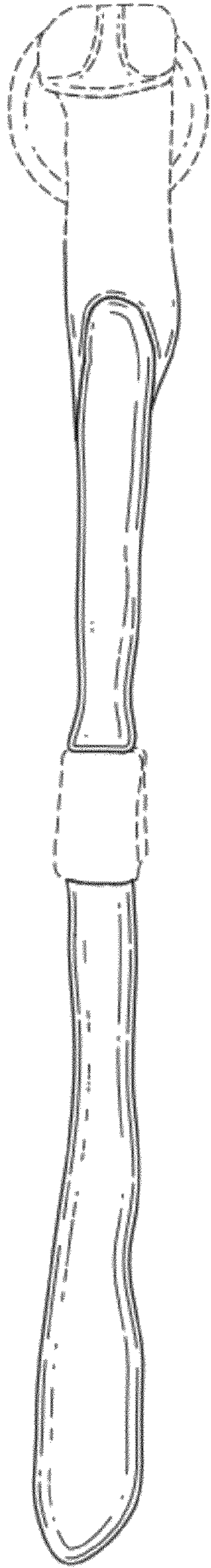


Fig. 4

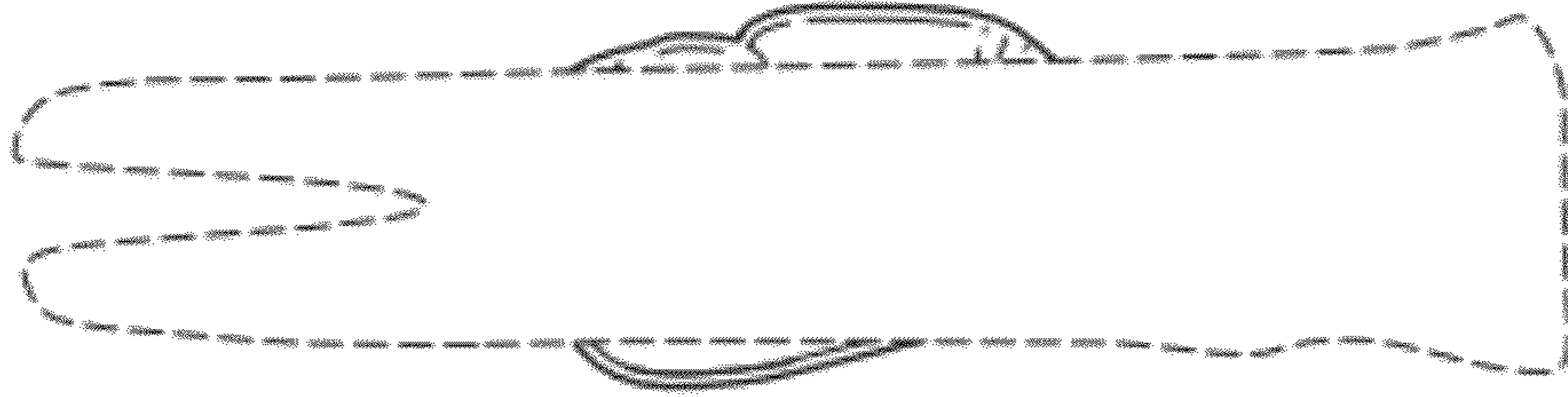


Fig. 5

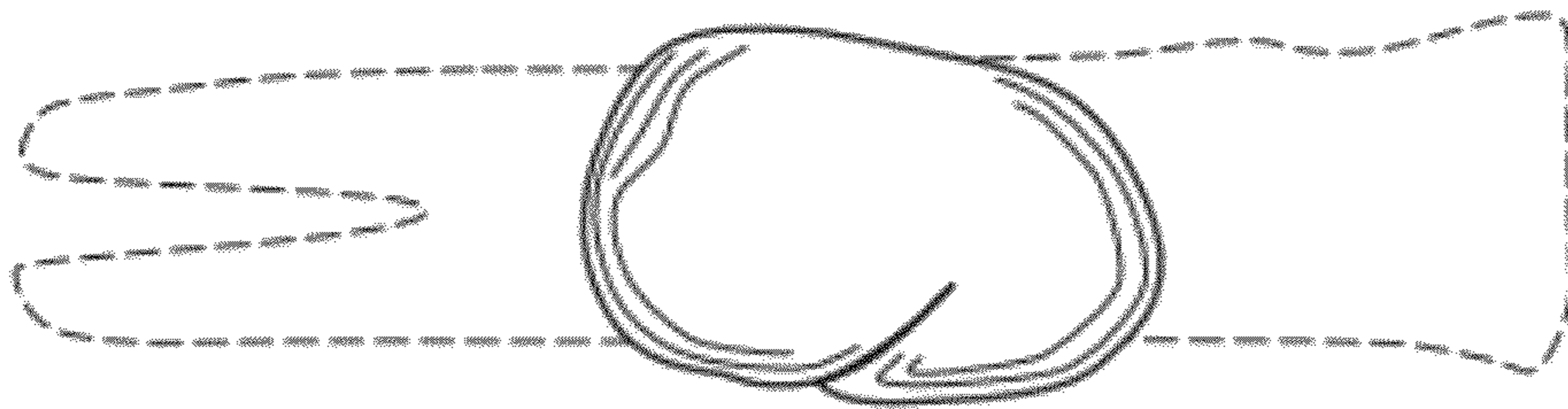


Fig. 6

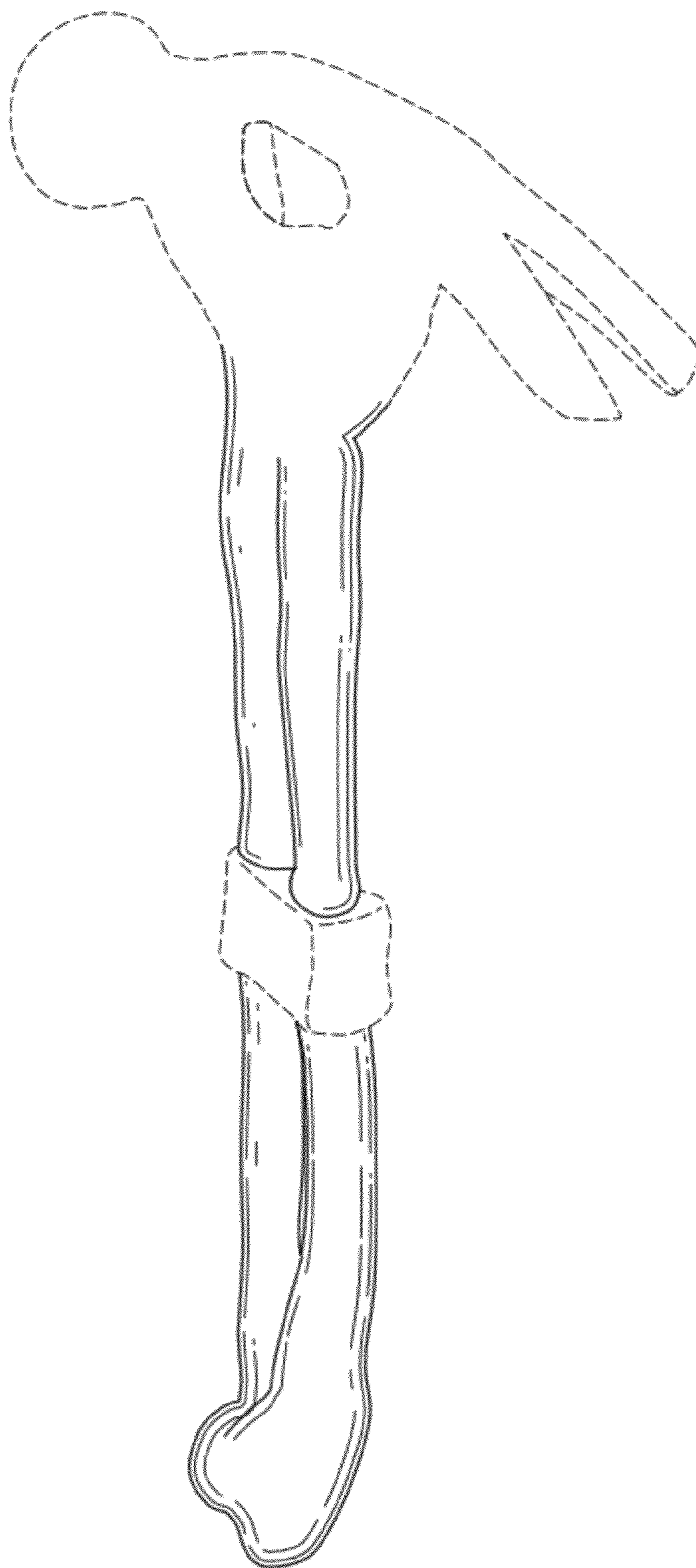


Fig. 7