



US00D663575S

(12) **United States Design Patent**  
**Carroll et al.**

(10) **Patent No.:** **US D663,575 S**  
(45) **Date of Patent:** **\*\* Jul. 17, 2012**

(54) **MINIATURE FOOTBALL HELMET BOTTLE LIQUID BOTTLE POURER**

(76) Inventors: **Randal J Carroll**, Woodstock, GA (US);  
**L. Holden Morgan**, Ketchum, ID (US);  
**Rex A. Robinson**, Hailey, ID (US)

(\*\*) Term: **14 Years**

(21) Appl. No.: **29/372,601**

(22) Filed: **Dec. 13, 2010**

(51) **LOC (9) Cl.** ..... **07-99**

(52) **U.S. Cl.** ..... **D7/392.1; D7/392; D7/396.2; D7/900; D9/441; D9/440; D9/451**

(58) **Field of Classification Search** ..... **D7/396.2, D7/392.1, 900, 901, 392, 397, 398; 220/713, 220/703, 715; D9/441, 450, 451**  
See application file for complete search history.

(56) **References Cited**

**U.S. PATENT DOCUMENTS**

D229,172 S *	11/1973	Khoury et al. ....	D9/440
D241,496 S *	9/1976	Grode et al. ....	D7/594
D327,817 S *	7/1992	Paullin ....	D7/515
D330,857 S *	11/1992	Kidd ....	D9/451
D379,023 S *	4/1997	August ....	D99/37
D379,149 S *	5/1997	Powell et al. ....	D9/451
D416,799 S *	11/1999	Adams ....	D9/451
D471,060 S *	3/2003	Salsman ....	D7/392.1
D507,181 S *	7/2005	Malik ....	D9/451
D558,748 S *	1/2008	Speiss ....	D14/253
D562,627 S *	2/2008	McDonald ....	D7/398

D566,461 S *	4/2008	McDonald ....	D7/398
D583,231 S *	12/2008	Koehnke ....	D9/441
D586,621 S *	2/2009	Thompson ....	D7/515
D596,363 S *	7/2009	Wolford et al. ....	D34/4
D596,670 S *	7/2009	Baker ....	D19/82
D596,748 S *	7/2009	Oberreiter et al. ....	D24/210
D597,789 S *	8/2009	McDonald ....	D7/398
D602,736 S *	10/2009	McDonald ....	D7/398
D616,169 S *	5/2010	Wolford et al. ....	D34/4
D624,722 S *	9/2010	Wilkerson et al. ....	D34/4
D629,648 S *	12/2010	McDonald ....	D7/398

\* cited by examiner

*Primary Examiner* — Marianne Pandozzi

(74) *Attorney, Agent, or Firm* — Rex Robinson; Randal Carrol; Holden Morgan

(57) **CLAIM**

The ornamental design for a miniature football helmet liquid bottle pourer, as shown and described.

**DESCRIPTION**

FIG. 1 is a right side elevational view of a miniature football helmet liquid bottle pourer showing our new design; FIG. 2 is an enlarged front view thereof; FIG. 3 is a slightly reduced left side view thereof; FIG. 4 is a greatly enlarged top plan view thereof; FIG. 5 is a rear view of FIG. 3; FIG. 6 is a bottom plan view as enlarged as FIG. 4; FIG. 7 is an exploded perspective view thereof; and, FIG. 8 is an exploded right side view thereof.

**1 Claim, 8 Drawing Sheets**

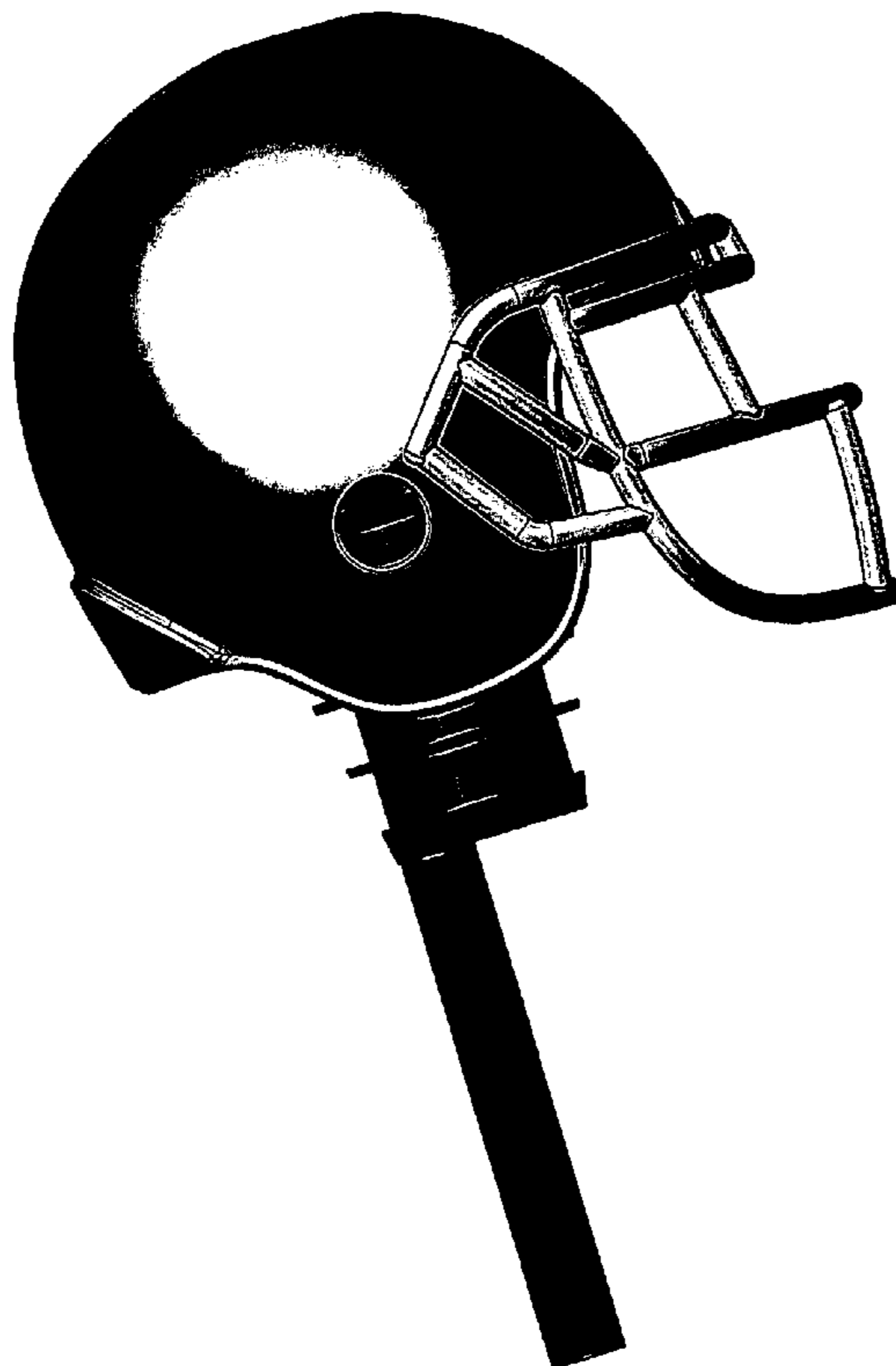


Figure 1

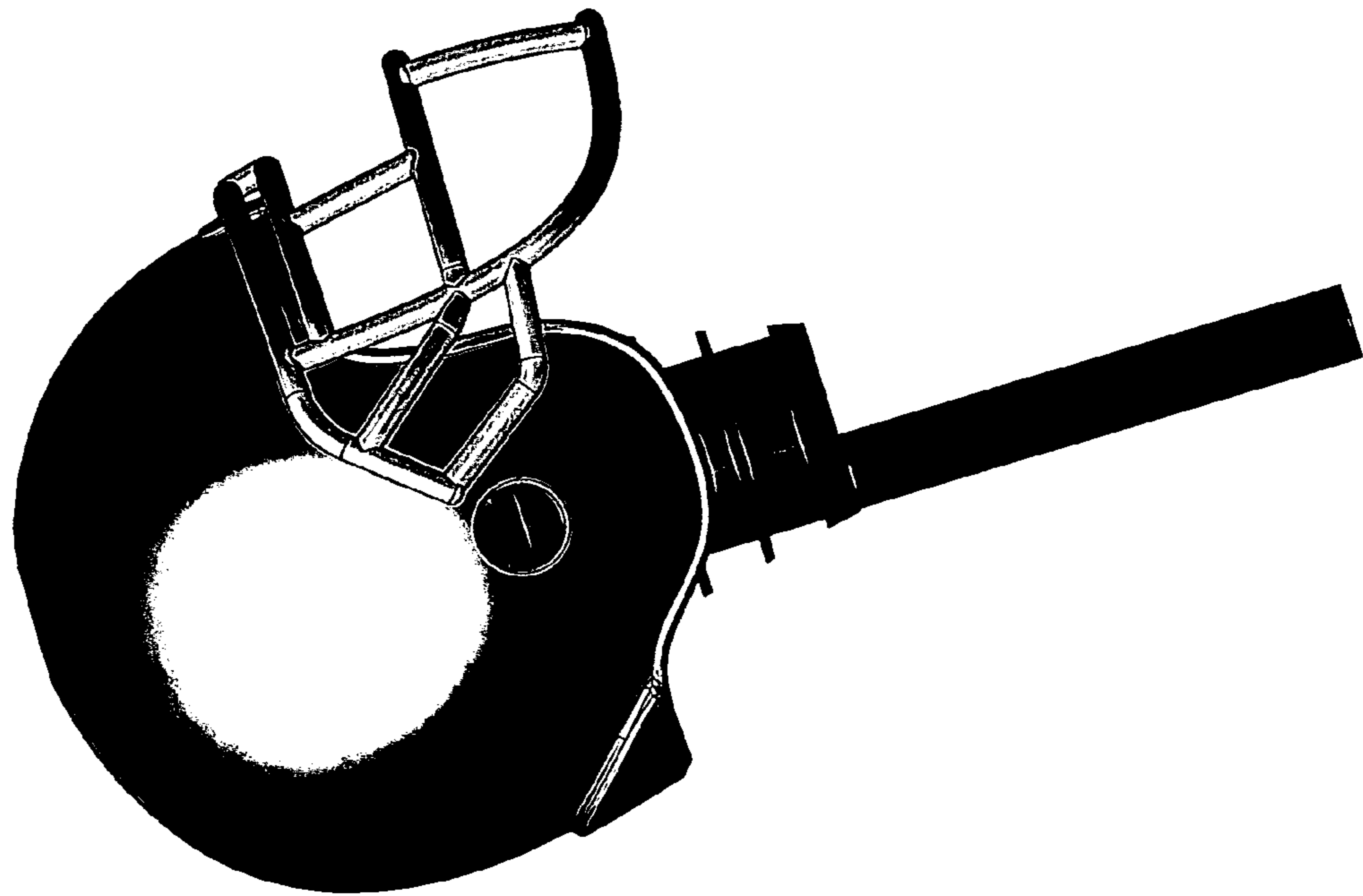


Figure 2

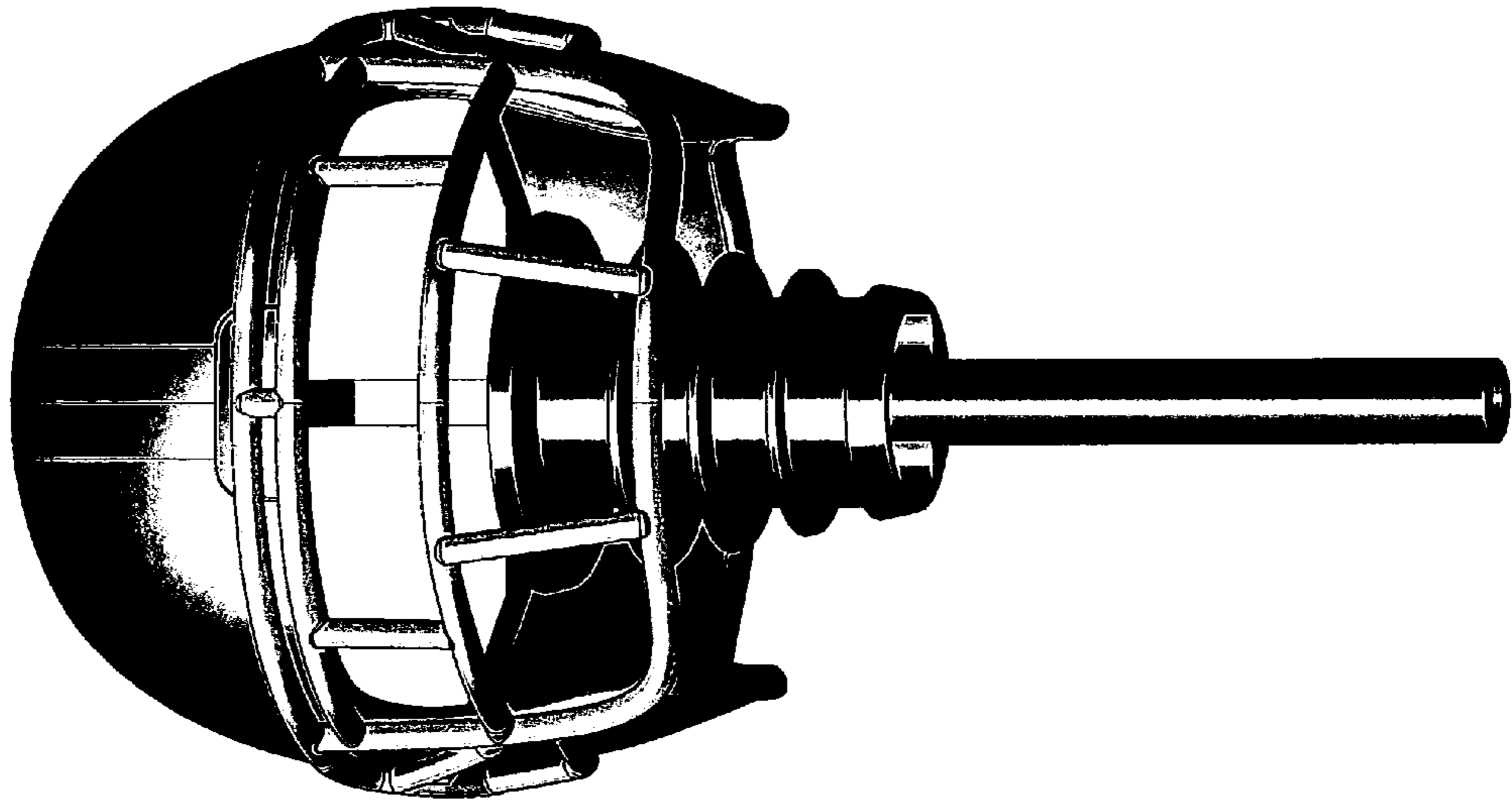


Figure 3

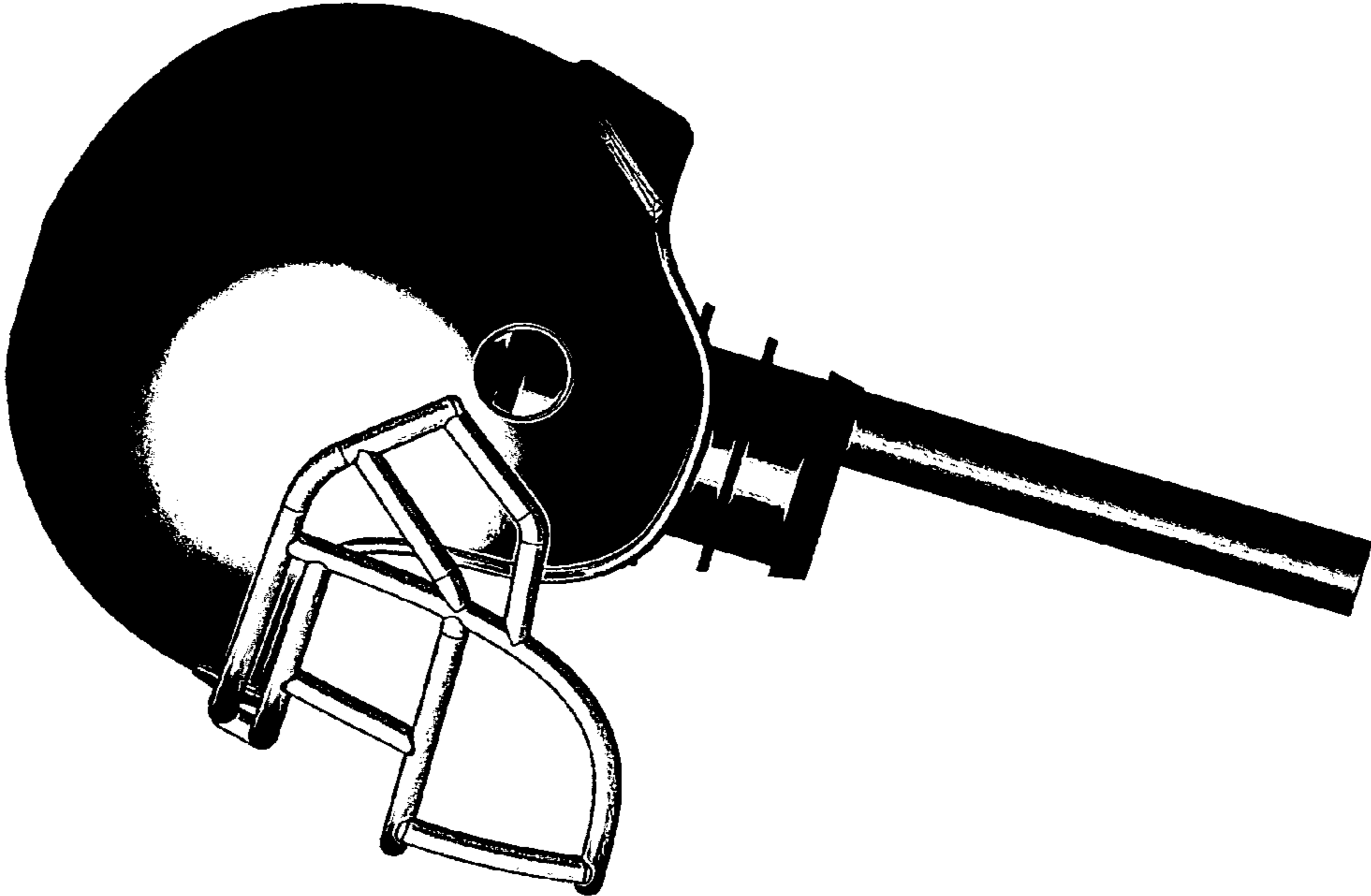


Figure 4

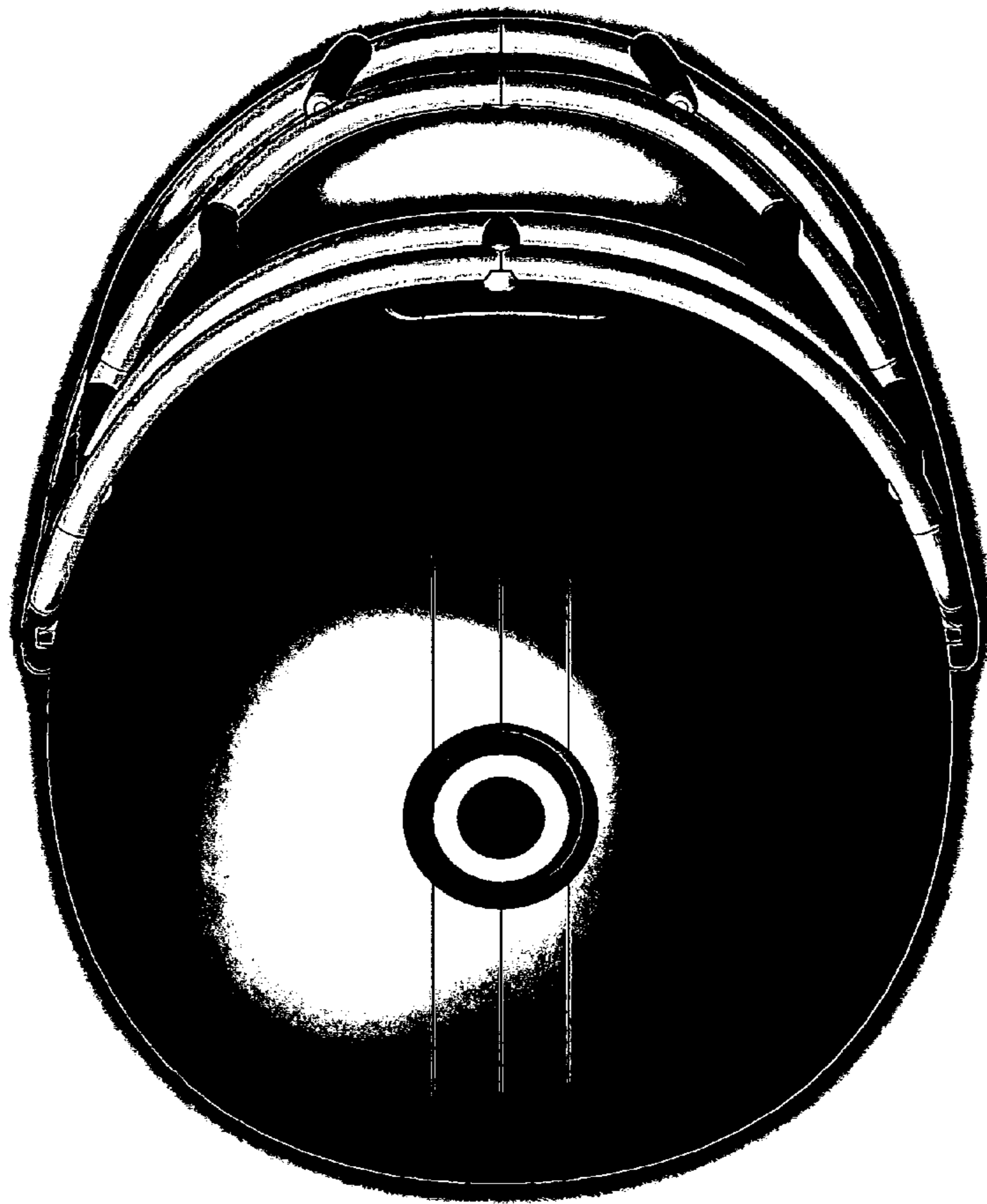


Figure 5

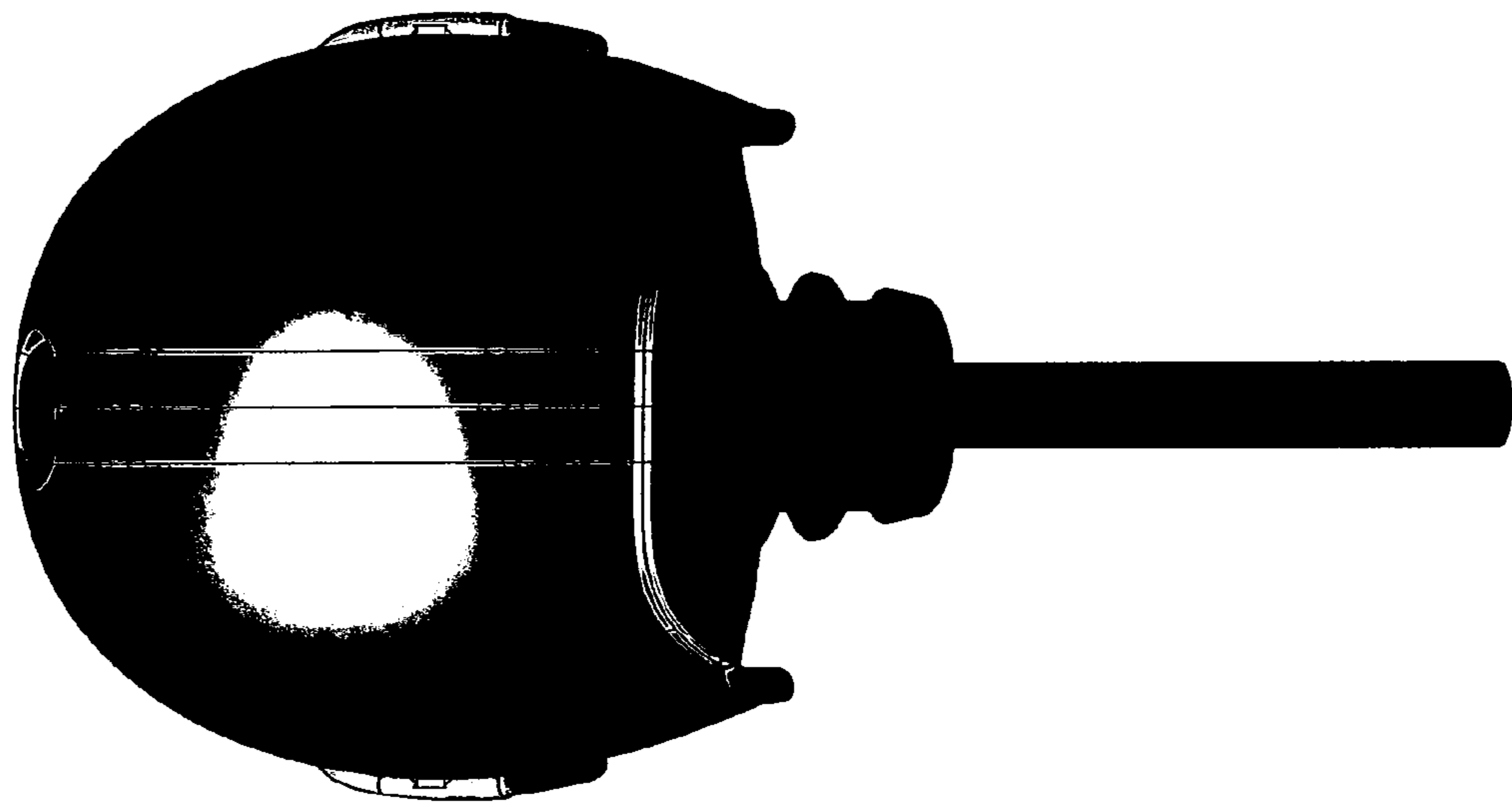


Figure 6




Figure 7

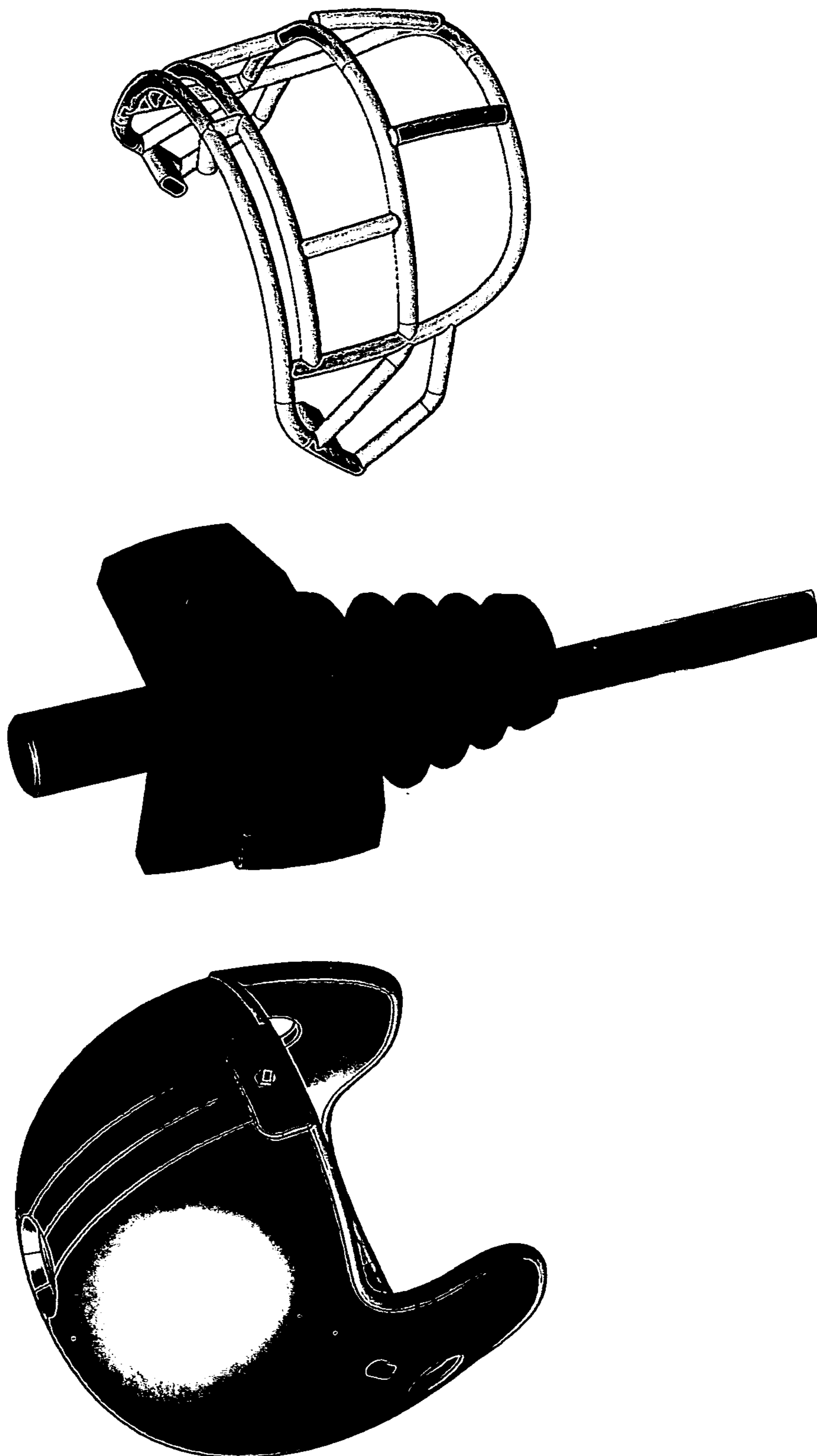




Figure 8

