

US00D663547S

(12) **United States Design Patent**
Lu

(10) **Patent No.:** **US D663,547 S**
(45) **Date of Patent:** **** Jul. 17, 2012**

(54) **WALL MOUNT MIRRORED FRONT JEWELRY BOX**

(75) Inventor: **Charles Lu**, Taipei (TW)

(73) Assignee: **Alps International Corporation**, Taipei (TW)

(**) Term: **14 Years**

(21) Appl. No.: **29/392,698**

(22) Filed: **May 25, 2011**

(51) **LOC (9) Cl.** **06-06**

(52) **U.S. Cl.** **D6/444**

(58) **Field of Classification Search** D6/300,
D6/310, 312, 432, 444-445, 512-513, 559,
D6/573; D3/273-275, 294-295; D28/73,
D28/99; 312/204, 224, 226-227; 206/6.1
See application file for complete search history.

(56) **References Cited**

U.S. PATENT DOCUMENTS

D321,451 S *	11/1991	Greve	D6/559
D324,959 S *	3/1992	White	D6/300
D391,784 S *	3/1998	Zaidman	D6/444
D395,560 S *	6/1998	Powell	D6/444
D416,736 S *	11/1999	Bergin	D6/559
D436,279 S *	1/2001	Walker	D6/561
D437,693 S *	2/2001	Harwanko	D6/300
D441,545 S *	5/2001	Ungaro	D6/300
D486,023 S *	2/2004	Walker	D6/559
D486,338 S *	2/2004	Walker	D6/559

D504,266 S *	4/2005	Clucas	D6/559
D505,794 S *	6/2005	Mohundro	D6/300
D513,143 S *	12/2005	Walker	D6/559
D522,761 S *	6/2006	Bruce	D6/300
D531,819 S *	11/2006	Everson et al.	D6/300
D544,276 S *	6/2007	Walker	D6/559
D547,100 S *	7/2007	Walker	D6/559
D567,514 S *	4/2008	Svendsen et al.	D6/300
D568,053 S *	5/2008	Thompson	D6/300
D594,665 S *	6/2009	Millilo	D6/300
D601,374 S *	10/2009	Horn, II	D6/559
D606,349 S *	12/2009	Winter	D6/559
7,651,178 B2 *	1/2010	Greiner	312/226
D656,050 S *	3/2012	Botelho	D10/106.95
D658,404 S *	5/2012	Justin, III	D6/470

* cited by examiner

Primary Examiner — Kelley Donnelly

(74) *Attorney, Agent, or Firm* — Birch, Stewart, Kolasch & Birch, LLP

(57) **CLAIM**

The ornamental design for a wall mount mirrored front jewelry box, as shown and described.

DESCRIPTION

FIG. 1 is a front, left perspective view of a wall mount mirrored front jewelry box showing my new design;
FIG. 2 is a front view thereof;
FIG. 3 is a rear view thereof;
FIG. 4 is a left side view thereof;
FIG. 5 is a right side view thereof; and,
FIG. 6 is a top view thereof.

1 Claim, 6 Drawing Sheets




Fig. 1




Fig.2




Fig. 3




Fig. 4




Fig. 5




Fig. 6

