



US00D663543S

(12) **United States Design Patent**  
**McCarty et al.**

(10) **Patent No.:** **US D663,543 S**

(45) **Date of Patent:** **\*\* \*Jul. 17, 2012**

(54) **ADJUSTABLE ELECTRICAL BED**

(56) **References Cited**

(75) Inventors: **Philip Woods McCarty**, Natick, MA  
(US); **Philip Reid Sherman**, Melville,  
NY (US); **Chuan-Hang Shih**, Changhua  
County (TW)

U.S. PATENT DOCUMENTS

1,153,120	A *	9/1915	Lackey	5/722
1,592,146	A *	7/1926	Miller et al.	5/722
4,275,473	A *	6/1981	Poirier	5/420
5,109,558	A *	5/1992	Di Blasi	5/611
5,669,089	A *	9/1997	Dees	5/419
2004/0074002	A1 *	4/2004	Bannister	5/613
2008/0120777	A1 *	5/2008	Rawls-Meehan	5/600

(73) Assignees: **Changhua County, Taiwan**, Changhua  
County (TW); **PPJ. LLC**, Natick, MA  
(US)

\* cited by examiner

(\*) Notice: This patent is subject to a terminal dis-  
claimer.

*Primary Examiner* — Janice Seeger

(\*\*) Term: **14 Years**

(57) **CLAIM**

The ornamental design for an adjustable electrical bed, as  
shown and described.

(21) Appl. No.: **29/405,878**

**DESCRIPTION**

(22) Filed: **Nov. 8, 2011**

(51) **LOC (9) Cl.** ..... **06-02**

(52) **U.S. Cl.** ..... **D6/392**

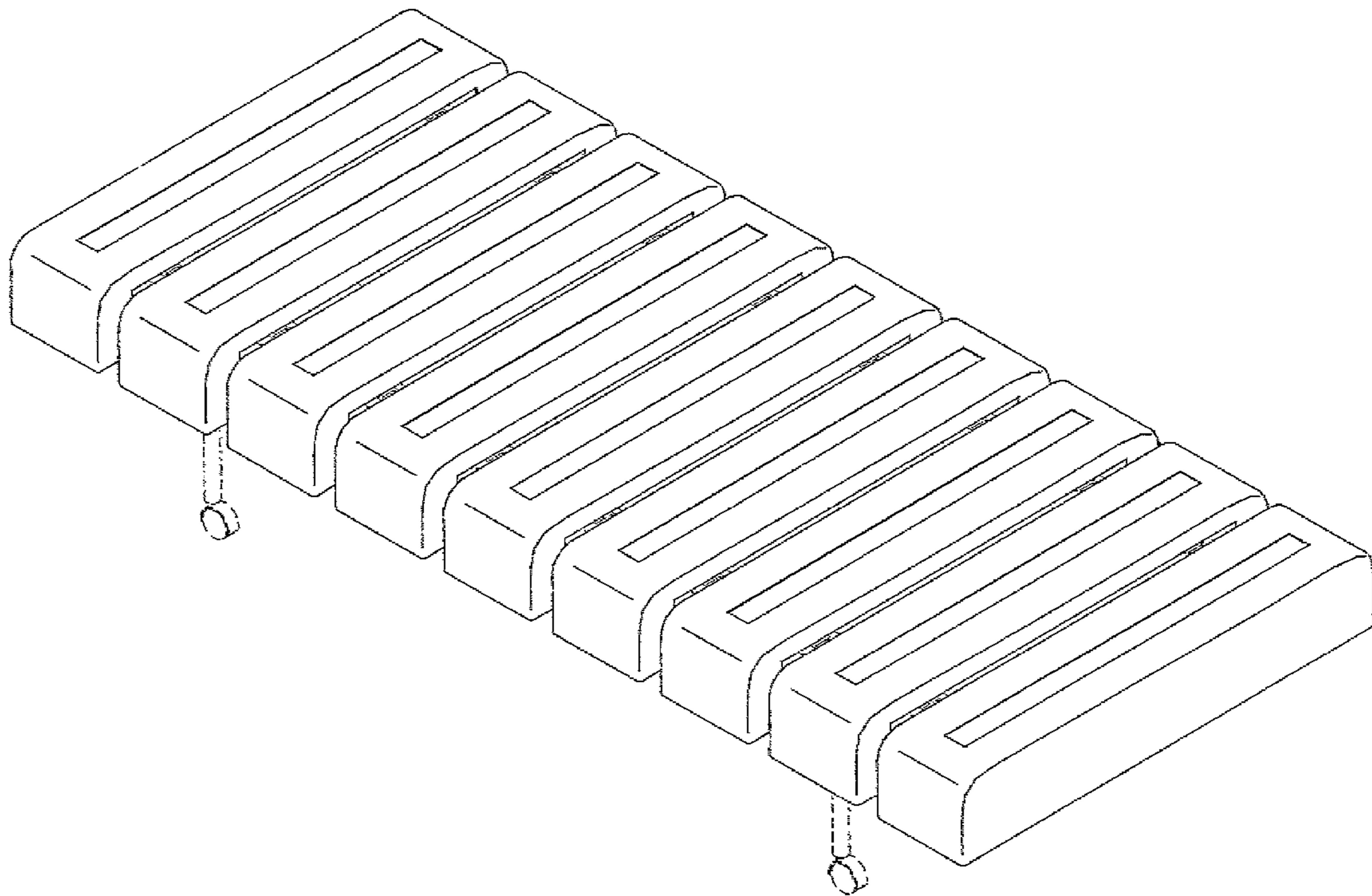
(58) **Field of Classification Search** ..... D6/595,  
D6/596, 601, 605, 382-384, 392, 361; 5/600,  
5/607, 613, 616, 618, 620, 149, 420, 722

FIG. 1 shows a perspective view of the present design.  
FIG. 2 shows a top view of the present design.  
FIG. 3 shows a front view of the present design.  
FIG. 4 shows a right view of the present design; and,  
FIG. 5 is a perspective view showing the bed in a folded  
condition.

The broken lines are for environmental purposes only and  
form no part of the claimed design.

See application file for complete search history.

**1 Claim, 5 Drawing Sheets**



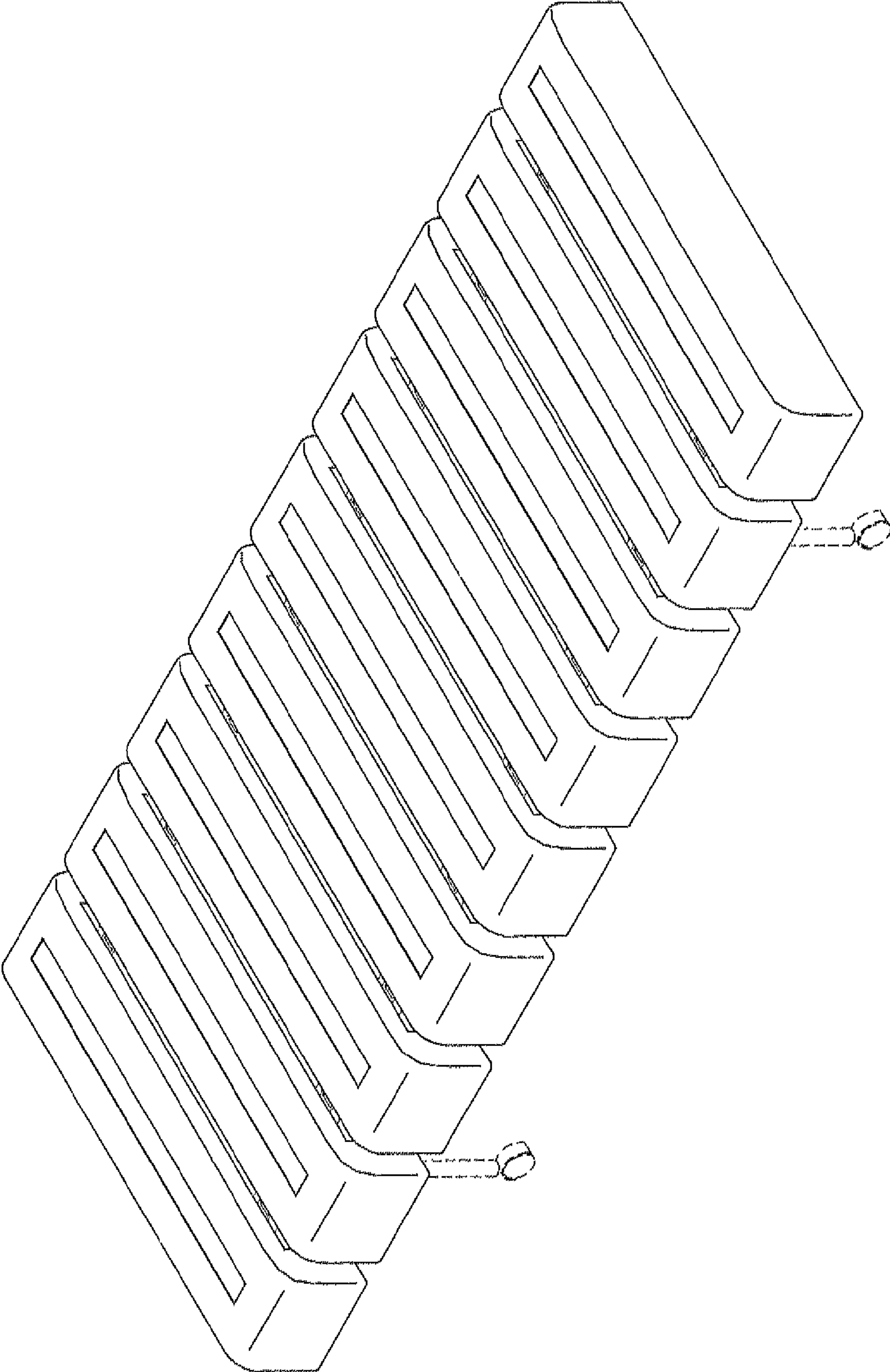


FIG. 1

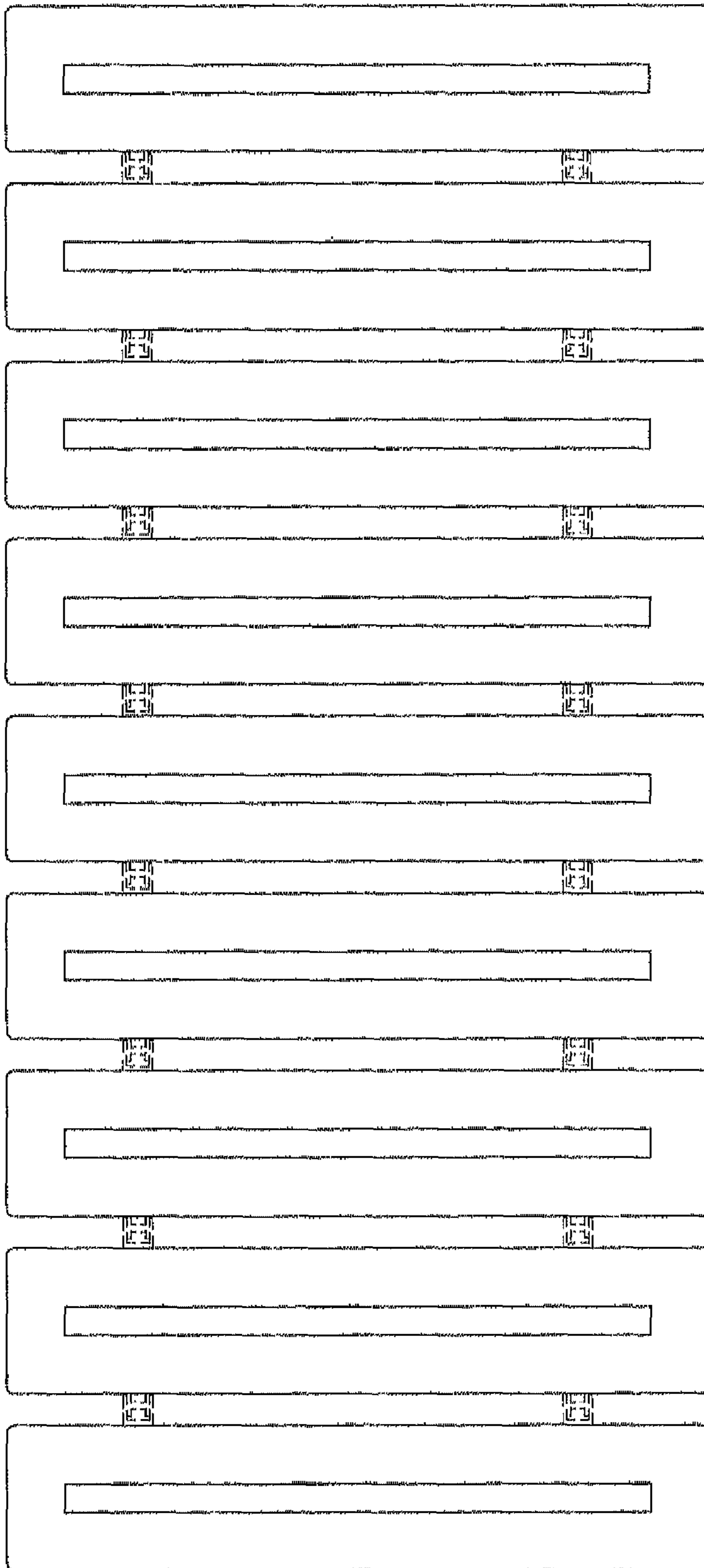


FIG. 2

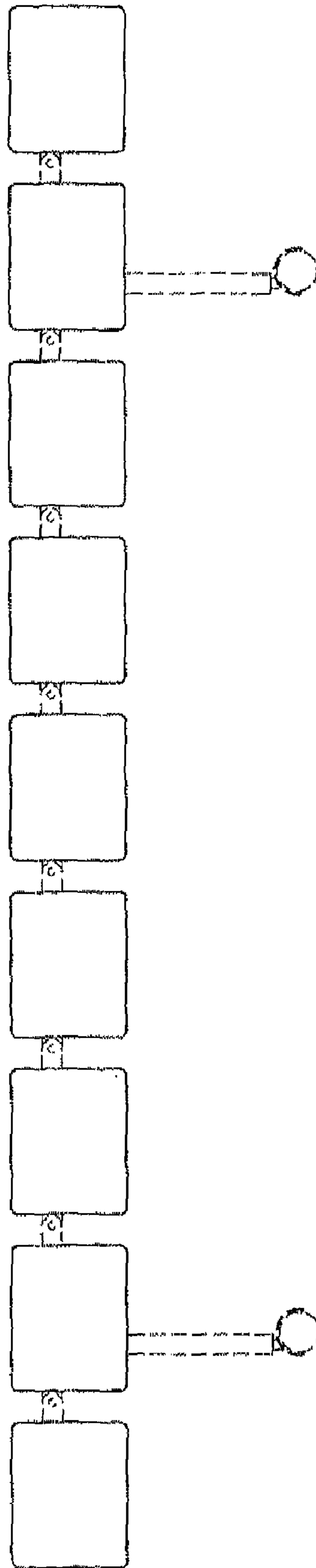


FIG. 3




FIG. 4



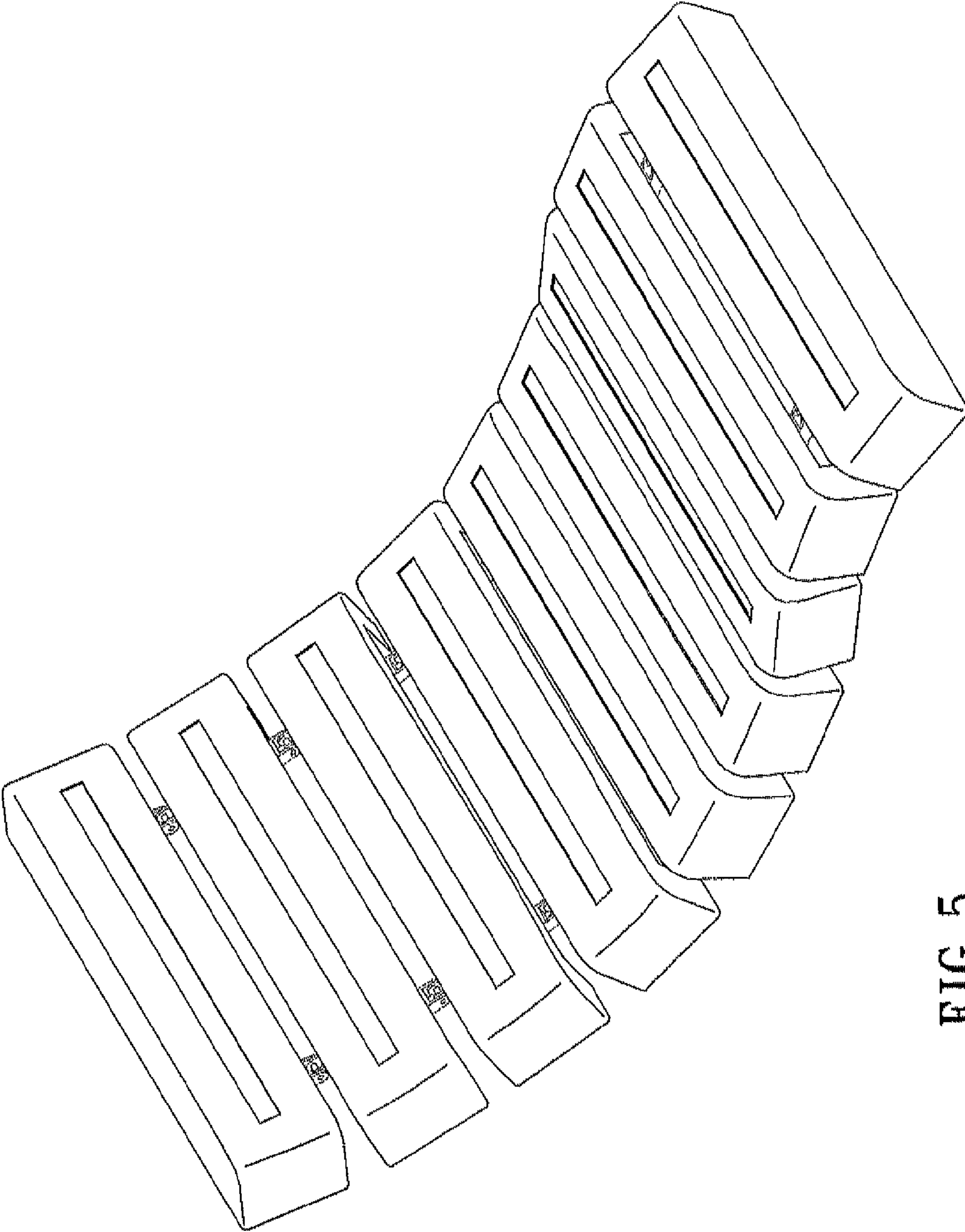


FIG. 5