

US00D663526S

(12) **United States Design Patent**  
**Wu et al.**

(10) **Patent No.:** **US D663,526 S**  
(45) **Date of Patent:** **\*\* Jul. 17, 2012**

(54) **HANDLE OF A TWO PULLING ROD SUITCASE**

(75) Inventors: **Chen-Chuan Wu**, Hsin Chuang (TW);  
**Gregory Bass**, Oakland, CA (US)

(73) Assignee: **The North Face Apparel Corp.**,  
Wilmington, DE (US)

(\*\*) Term: **14 Years**

(21) Appl. No.: **29/413,810**

(22) Filed: **Feb. 21, 2012**  
(Under 37 CFR 1.47)

**Related U.S. Application Data**

(63) Continuation of application No. 12/645,065, filed on Dec. 22, 2009, which is a continuation of application No. 11/352,983, filed on Feb. 13, 2006, now Pat. No. 7,658,269.

(51) **LOC (9) Cl.** ..... **03-01**

(52) **U.S. Cl.** ..... **D3/318**

(58) **Field of Classification Search** ..... D3/318,  
D3/279, 282; 190/115; 16/113.1, 18 A  
See application file for complete search history.

(56) **References Cited**

**U.S. PATENT DOCUMENTS**

1,375,938 A 4/1921 Slack  
1,619,916 A 3/1927 Brewster  
5,438,731 A 8/1995 Kazmark, Jr.

5,819,892 A 10/1998 Deliman et al.  
5,984,064 A 11/1999 Byington  
6,374,457 B1 4/2002 Kuo  
6,450,308 B1 9/2002 Kuo  
D488,299 S \* 4/2004 Nykoluk ..... D3/318  
D505,789 S \* 6/2005 Nykoluk ..... D3/318  
D583,153 S \* 12/2008 Wu ..... D3/318  
D583,564 S \* 12/2008 Wu ..... D3/318  
D644,435 S \* 9/2011 Weng ..... D3/279

\* cited by examiner

*Primary Examiner* — Holly Baynham

(74) *Attorney, Agent, or Firm* — Kenyon & Kenyon LLP

(57) **CLAIM**

The ornamental design for a handle of a two pulling rod suitcase, as shown and described.

**DESCRIPTION**

FIG. 1 is a perspective view of a handle of a two pulling rod suitcase;

FIG. 2 is a front view of the handle of FIG. 1;

FIG. 3 is a rear view of the handle of FIG. 1;

FIG. 4 is a left side view of the handle of FIG. 1;

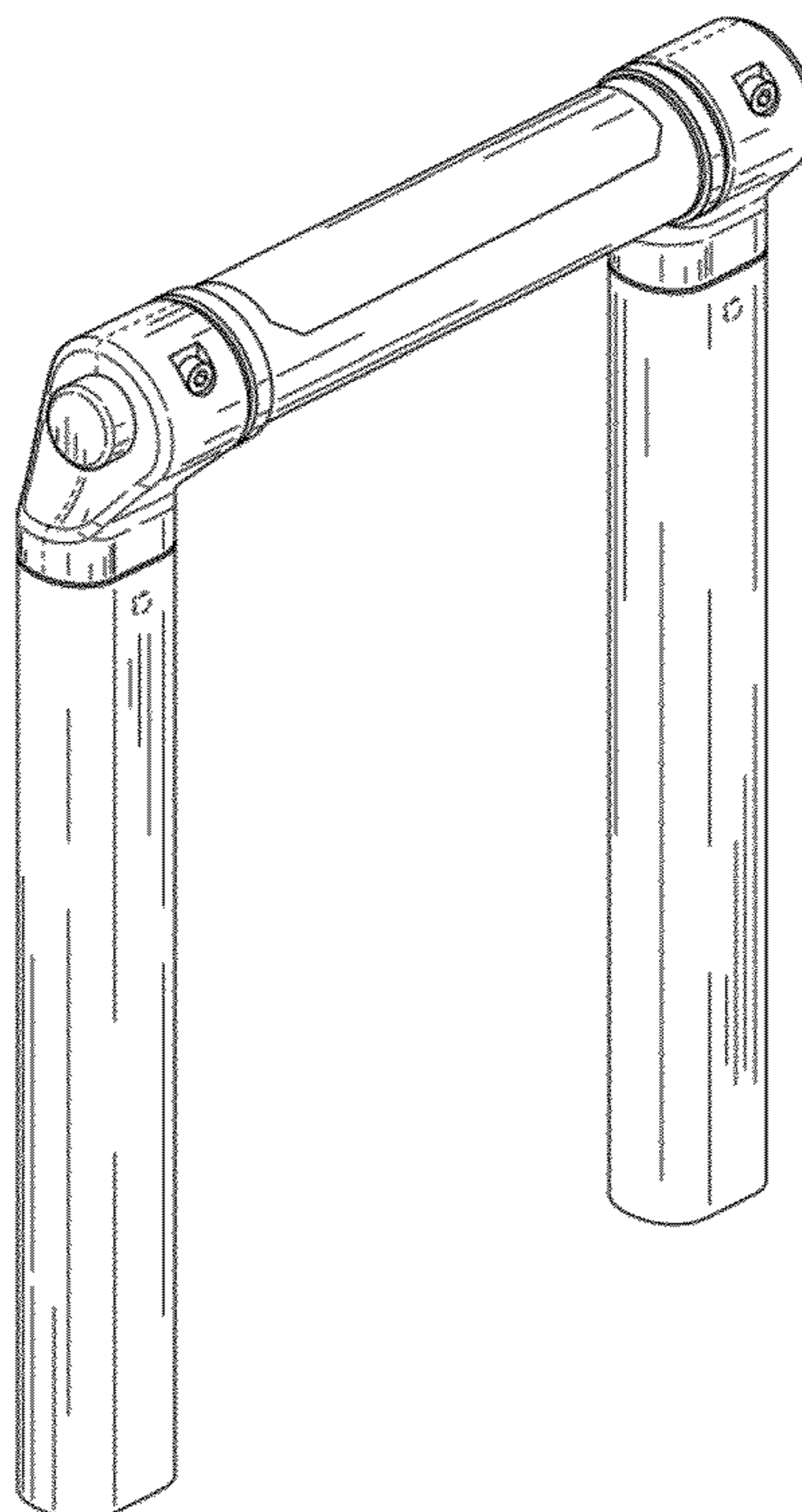
FIG. 5 is a right side view of the handle of FIG. 1;

FIG. 6 is a top view of the handle of FIG. 1; and,

FIG. 7 is a bottom view of the handle of FIG. 1.

The broken line showing of openings is included for the purpose of illustrating environment and forms no part of the claimed design.

**1 Claim, 4 Drawing Sheets**



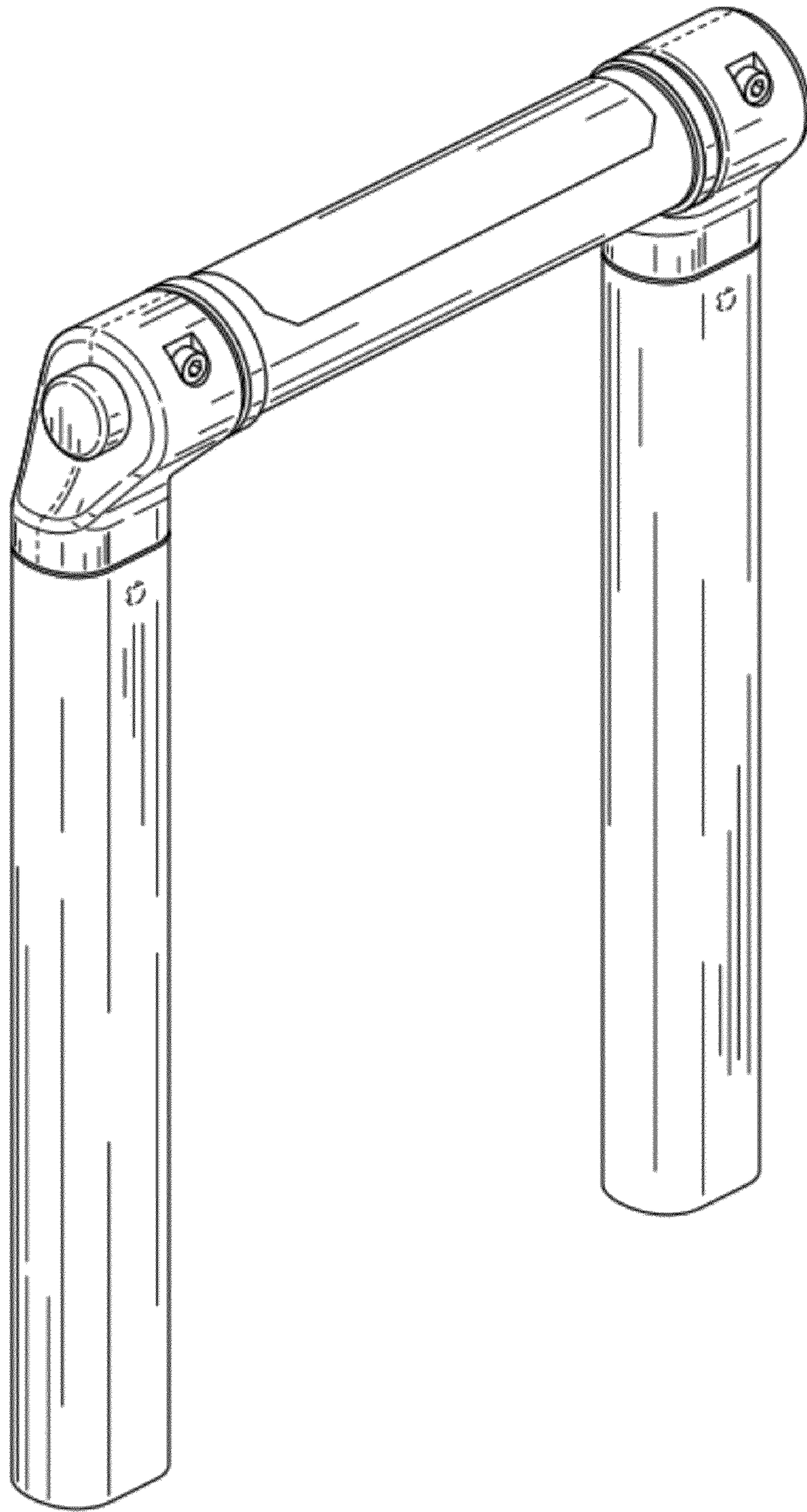


FIG. 1



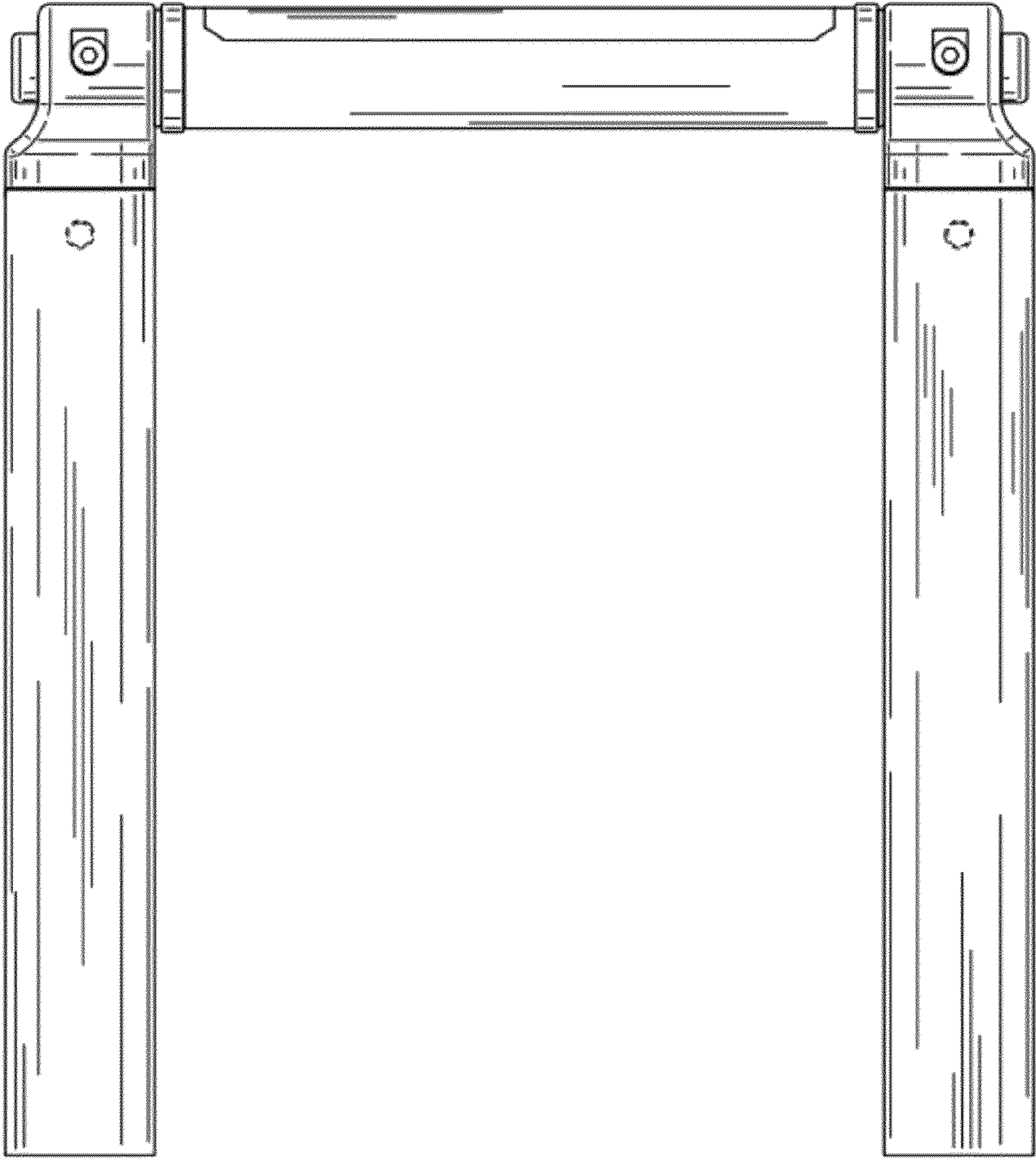


FIG. 2




FIG. 3






FIG. 4




FIG. 5




FIG. 6




FIG. 7