



US00D663520S

(12) **United States Design Patent**  
**Antler**

(10) **Patent No.:** **US D663,520 S**  
(45) **Date of Patent:** **\*\* Jul. 17, 2012**

(54) **CONTAINER WITH A MIRROR SURFACE FOR INTERDENTAL BRUSHES**

(75) Inventor: **Steven M. Antler**, Darien, CT (US)

(73) Assignee: **Staino, LLC**, Long Eddy, NY (US)

(\*\*) Term: **14 Years**

(21) Appl. No.: **29/381,870**

(22) Filed: **Dec. 23, 2010**

(51) **LOC (9) Cl.** ..... **03-01**

(52) **U.S. Cl.** ..... **D3/205**

(58) **Field of Classification Search** ..... D3/203.1,  
D3/205-206, 273, 294-296; D6/632-634;  
D27/189; D28/83, 66, 73, 76, 78; 206/215,  
206/368, 63.5, 369, 370

See application file for complete search history.

(56) **References Cited**

**U.S. PATENT DOCUMENTS**

D363,509	S	*	10/1995	Parekh et al.	.....	D19/75
D386,615	S	*	11/1997	Minami	.....	D3/295
6,230,718	B1	*	5/2001	Tseng	.....	132/321
D446,651	S	*	8/2001	Liao	.....	D3/284
6,450,328	B1	*	9/2002	Machacek et al.	.....	206/63.5
D503,245	S	*	3/2005	Vanoncini	.....	D28/78
D562,049	S	*	2/2008	Abolfazlian	.....	D6/632
D619,352	S	*	7/2010	Antler	.....	D3/205
D632,122	S	*	2/2011	Foster	.....	D6/635

D636,260	S	*	4/2011	Abolfazlian et al.	.....	D9/432
2002/0088728	A1	*	7/2002	Sugama	.....	206/370
2003/0168075	A1	*	9/2003	Schwartz	.....	132/309
2009/0134049	A1	*	5/2009	Melik et al.	.....	206/370

\* cited by examiner

*Primary Examiner* — Ian Simmons

*Assistant Examiner* — Charles Hanson

(74) *Attorney, Agent, or Firm* — Shlesinger, Arkwright & Garvey LLP

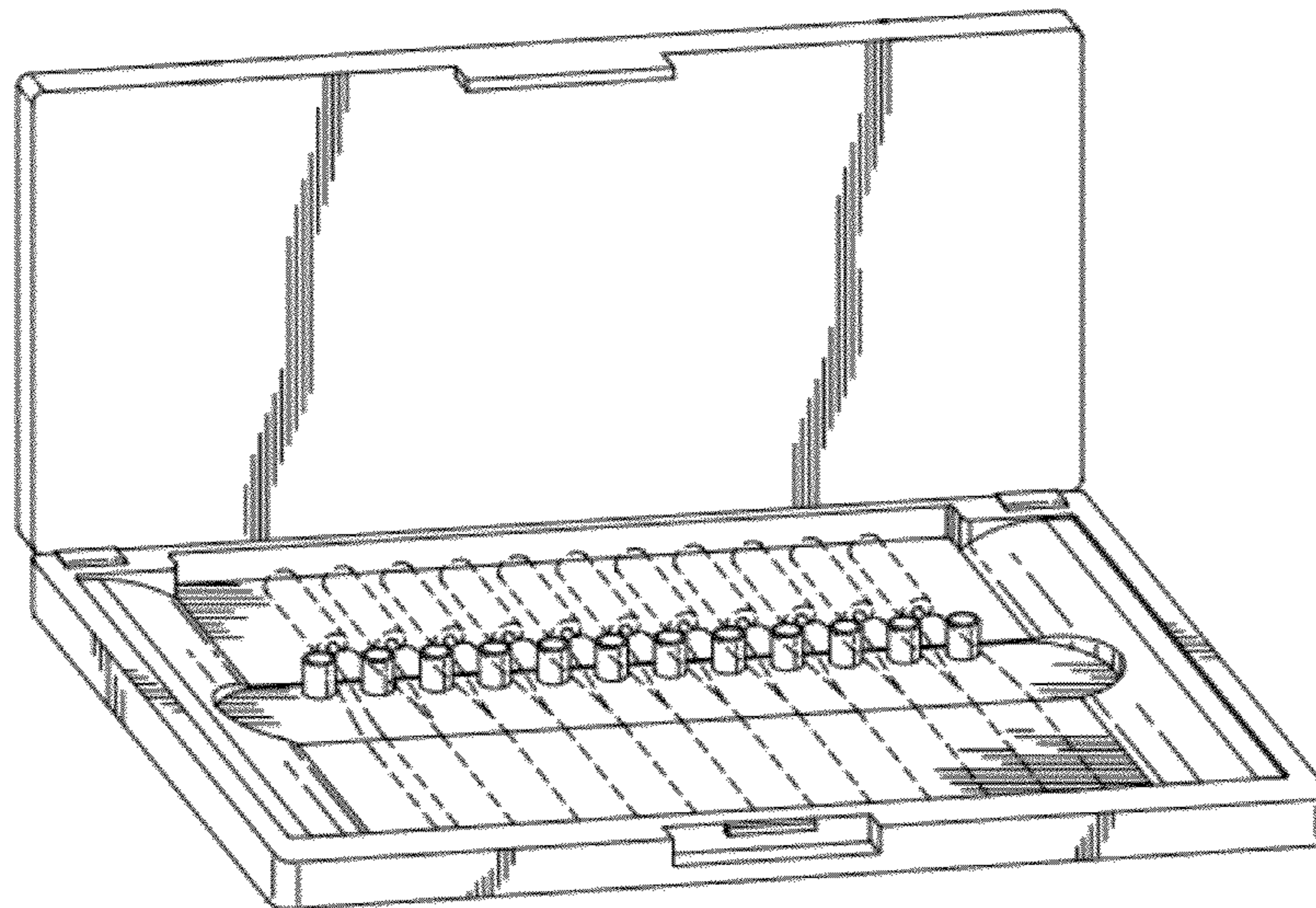
(57) **CLAIM**

The ornamental design for a container with a mirror surface for interdental brushes, as shown and described.

**DESCRIPTION**

FIG. 1 is a front perspective view of a container with a mirror surface for interdental brushes, showing my new design; FIG. 2 is top plan view of FIG. 1; FIG. 3 is a front edge view of FIG. 1; FIG. 4 is a left edge of FIG. 1; FIG. 5 is a bottom plan view of FIG. 1; FIG. 6 is a rear edge view of FIG. 1; and FIG. 7 is front perspective view, showing the top lid in the open position; and, FIG. 8 is a top plan view of FIG. 7. Portions shown in broken lines form no part of the claimed design.

**1 Claim, 3 Drawing Sheets**



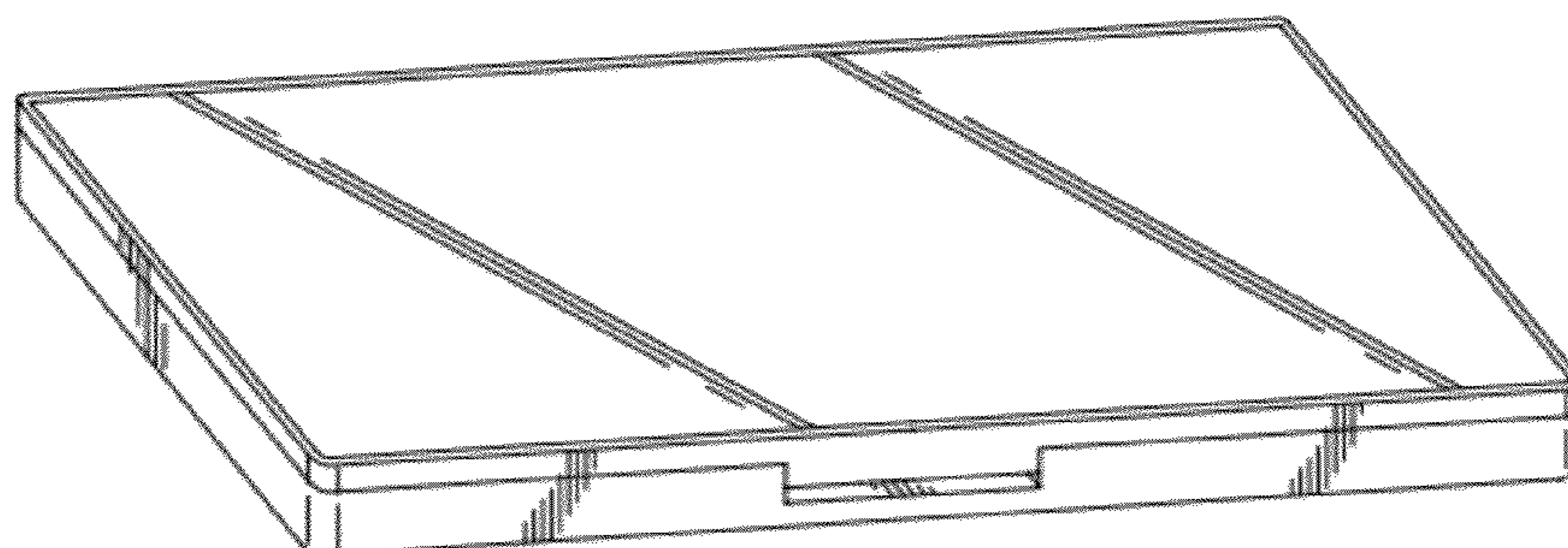


FIG. 1

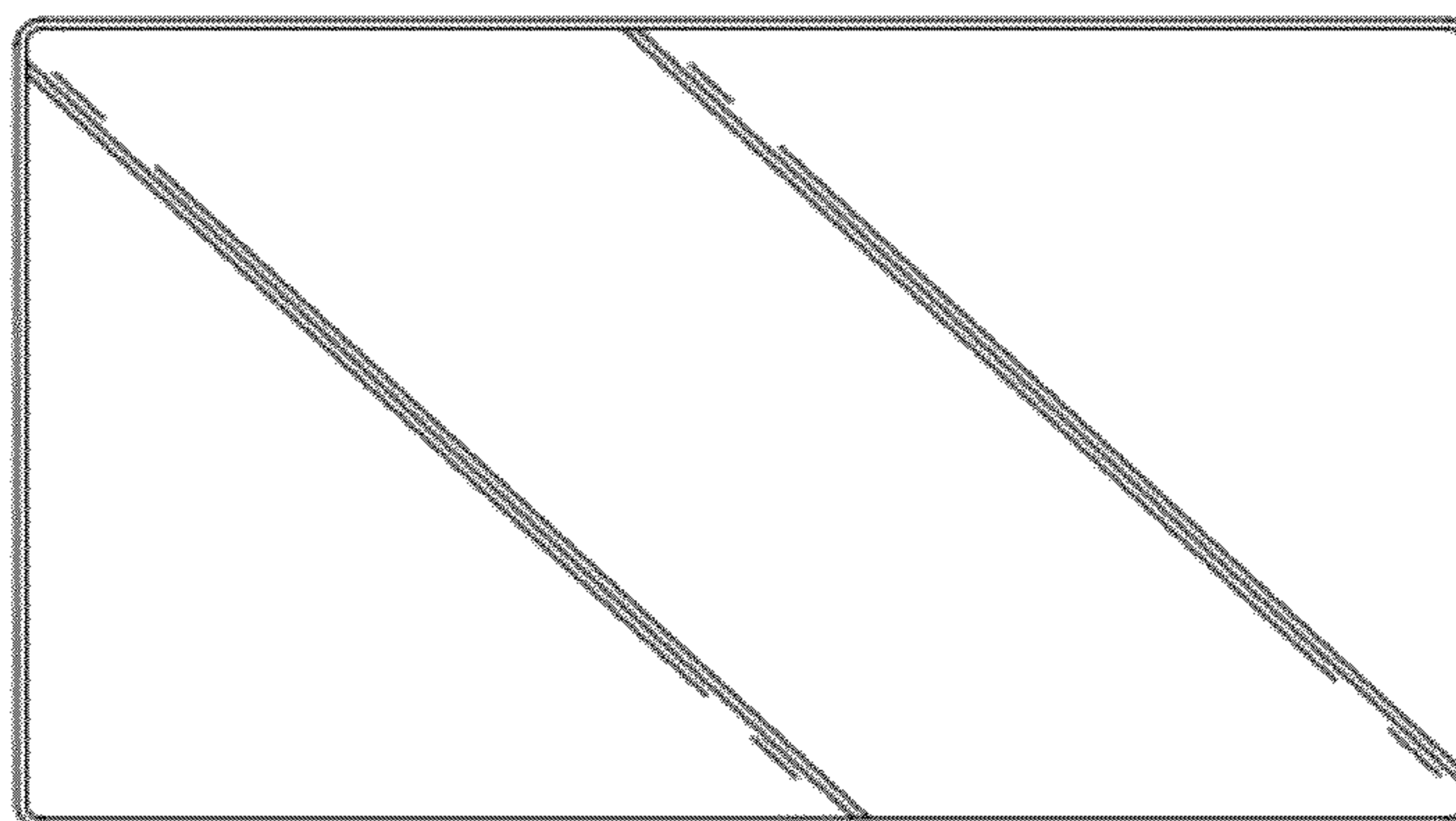


FIG. 2




FIG. 3



FIG. 4



FIG. 5




FIG. 6



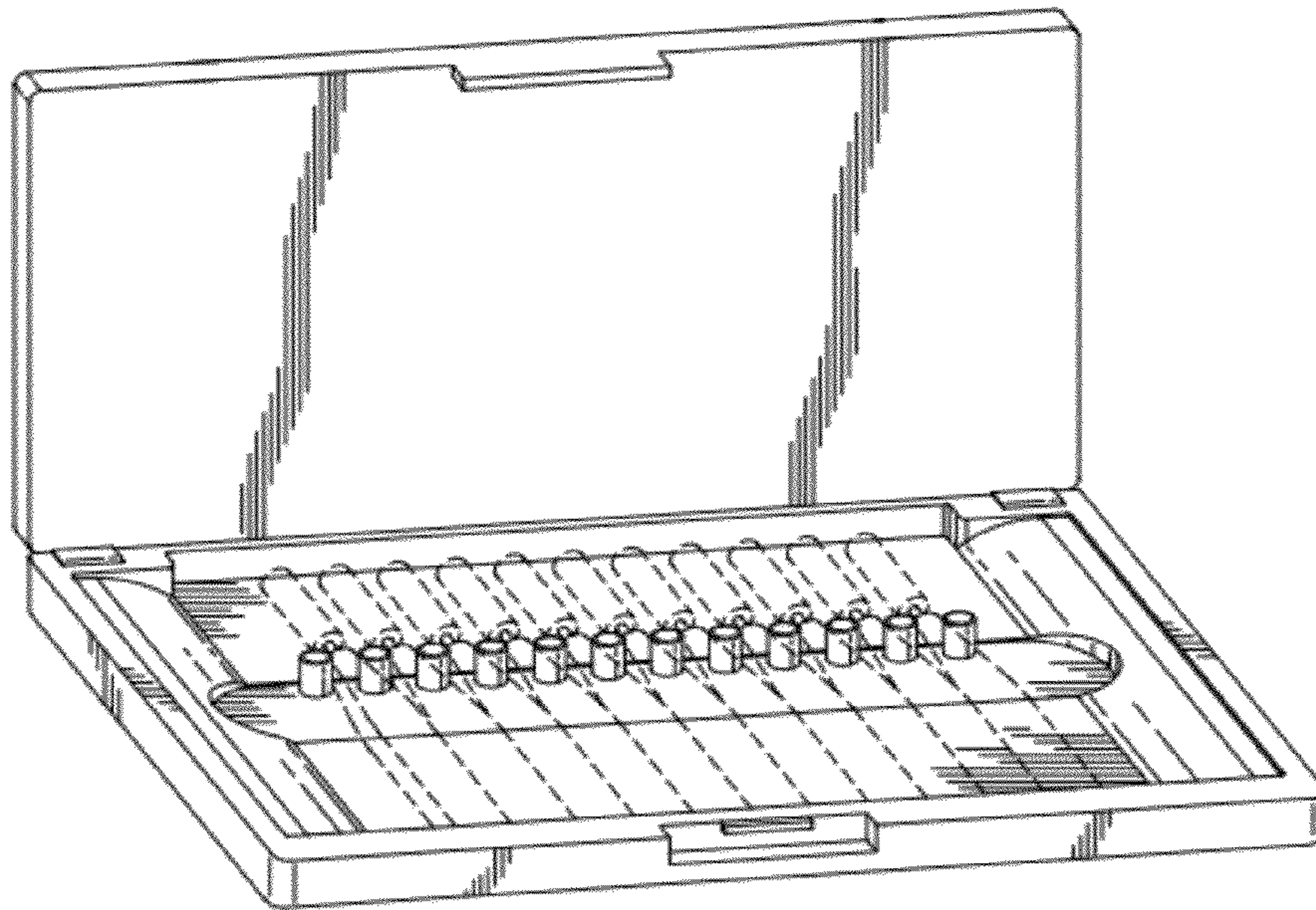


FIG. 7

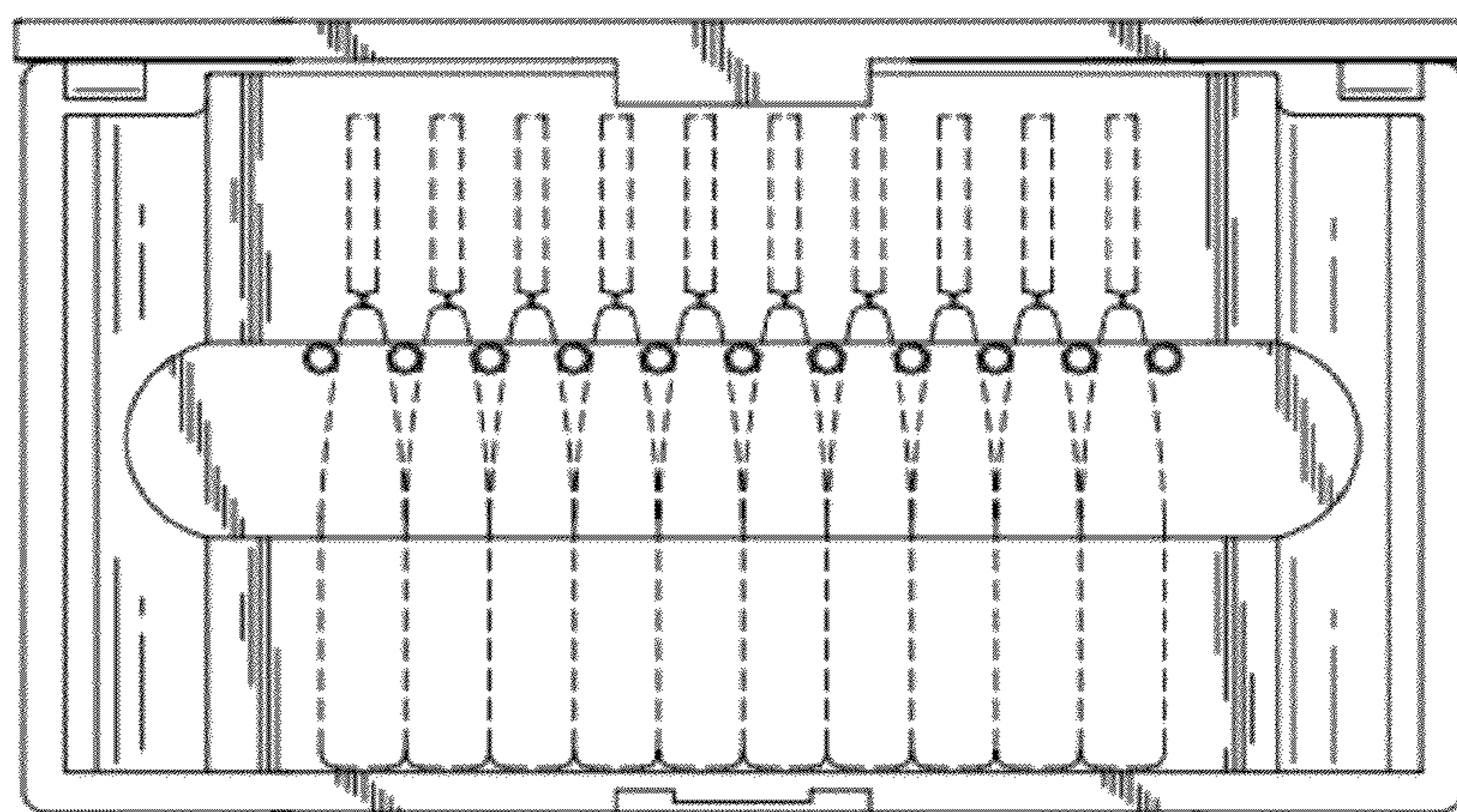


FIG. 8