



US00D663518S

(12) **United States Design Patent**
McClaskie

(10) **Patent No.:** **US D663,518 S**
(45) **Date of Patent:** **** Jul. 17, 2012**

(54) **BOOT**

(75) Inventor: **Thomas E. McClaskie**, Bethlehem, PA
(US)

(73) Assignee: **Columbia Insurance Company**,
Omaha, NE (US)

(**) Term: **14 Years**

(21) Appl. No.: **29/407,086**

(22) Filed: **Nov. 22, 2011**

(51) **LOC (9) Cl.** **02-04**

(52) **U.S. Cl.** **D2/957; D2/951**

(58) **Field of Classification Search** D2/902,
D2/906, 908, 916, 918, 925, 946-962, 977;
36/3 B, 22 R, 24.5, 25 R, 28, 32 R, 34 R,
36/59 C, 67 A, 103

See application file for complete search history.

(56) **References Cited**

U.S. PATENT DOCUMENTS

D475,509 S *	6/2003	Avar	D2/947
D489,520 S	5/2004	Matis et al.		
D497,704 S *	11/2004	Wu	D2/953
D513,842 S *	1/2006	Paytavi	D2/957
D524,519 S *	7/2006	Le	D2/952
D529,265 S *	10/2006	Corbi Rico	D2/957
D543,679 S *	6/2007	Edwards	D2/959
D545,534 S	7/2007	McClaskie		
D554,331 S	11/2007	Matis		
D554,838 S *	11/2007	McClaskie	D2/957
D557,484 S	12/2007	McClaskie		
D557,884 S *	12/2007	McClaskie	D2/953
D557,886 S *	12/2007	McClaskie	D2/957
D571,088 S *	6/2008	St-Louis et al.	D2/953
D572,446 S *	7/2008	Schoenborn et al.	D2/953
D583,138 S *	12/2008	McClaskie	D2/953
D593,292 S	6/2009	McClaskie		
D593,740 S *	6/2009	McClaskie	D2/957
D597,288 S *	8/2009	McClaskie	D2/959
D600,433 S *	9/2009	Issler	D2/952
D601,333 S *	10/2009	McClaskie	D2/952
D603,594 S *	11/2009	McClaskie	D2/953

D606,732 S *	12/2009	McClaskie	D2/951
D607,192 S *	1/2010	McClaskie	D2/959
D607,193 S *	1/2010	Recchi	D2/959
D608,999 S *	2/2010	McClaskie	D2/959
D616,185 S *	5/2010	Butler	D2/952
D617,085 S *	6/2010	Recchi et al.	D2/957
D618,893 S *	7/2010	McClaskie	D2/953
D619,344 S *	7/2010	Favreau et al.	D2/957
D619,794 S	7/2010	McClaskie		
D620,243 S *	7/2010	McClaskie	D2/957
D620,692 S *	8/2010	McClaskie	D2/959
D621,146 S *	8/2010	McClaskie	D2/957
D622,492 S *	8/2010	McClaskie	D2/952
D624,293 S *	9/2010	Recchi et al.	D2/959
D626,735 S	11/2010	McClaskie		
D627,145 S *	11/2010	McClaskie	D2/952
D627,548 S *	11/2010	McClaskie	D2/952
D630,422 S *	1/2011	Davis	D2/951
D635,753 S *	4/2011	Ng	D2/951

(Continued)

Primary Examiner — T. Chase Nelson

(74) Attorney, Agent, or Firm — St. Onge Steward Jonhston
& Reene LLC

(57) **CLAIM**

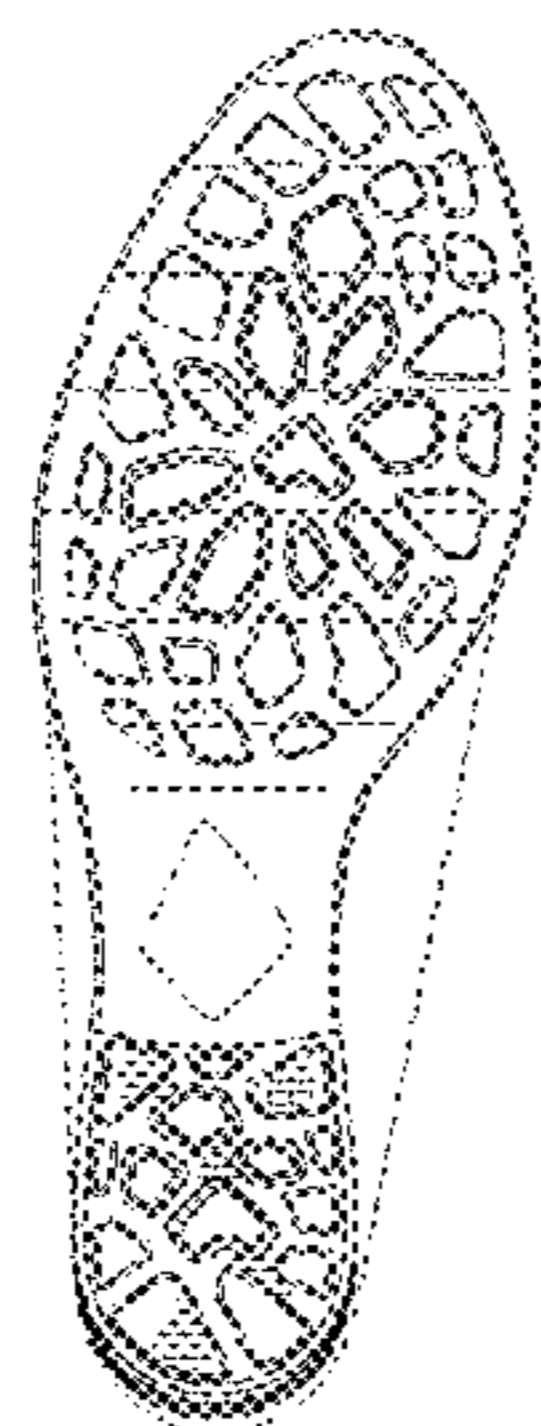
The ornamental design for a boot, as shown and described.

DESCRIPTION

FIG. 1 is a bottom perspective view of a boot in accordance with the new design;
FIG. 2 is a bottom view thereof;
FIG. 3 is a top view thereof;
FIG. 4 is a right side view thereof;
FIG. 5 is a left side view thereof;
FIG. 6 is a front view thereof; and,
FIG. 7 is a rear view thereof.

The boot upper shown in broken lines in FIGS. 1-7 is for environmental purposes only and forms no part of the claimed design. The broken lines shown in each arch area of FIGS. 1, 2, 4 and 5 represent boundaries of the design with the lines themselves and the areas within them forming no part of the claimed design.

1 Claim, 7 Drawing Sheets



US D663,518 S

Page 2

U.S. PATENT DOCUMENTS

D643,190 S *	8/2011	McClaskie	D2/951	D645,650 S *	9/2011	McClaskie	D2/951
D643,191 S *	8/2011	McClaskie	D2/951	D653,437 S *	2/2012	Mongelli	D2/957
D643,192 S *	8/2011	McClaskie	D2/951	D654,256 S *	2/2012	McClaskie	D2/951
D643,193 S *	8/2011	McClaskie	D2/951	D654,674 S *	2/2012	McClaskie	D2/952
D645,237 S *	9/2011	McClaskie	D2/951	2011/0197469 A1 *	8/2011	Nishiwaki et al.	36/28
D645,238 S *	9/2011	McClaskie	D2/952					

* cited by examiner

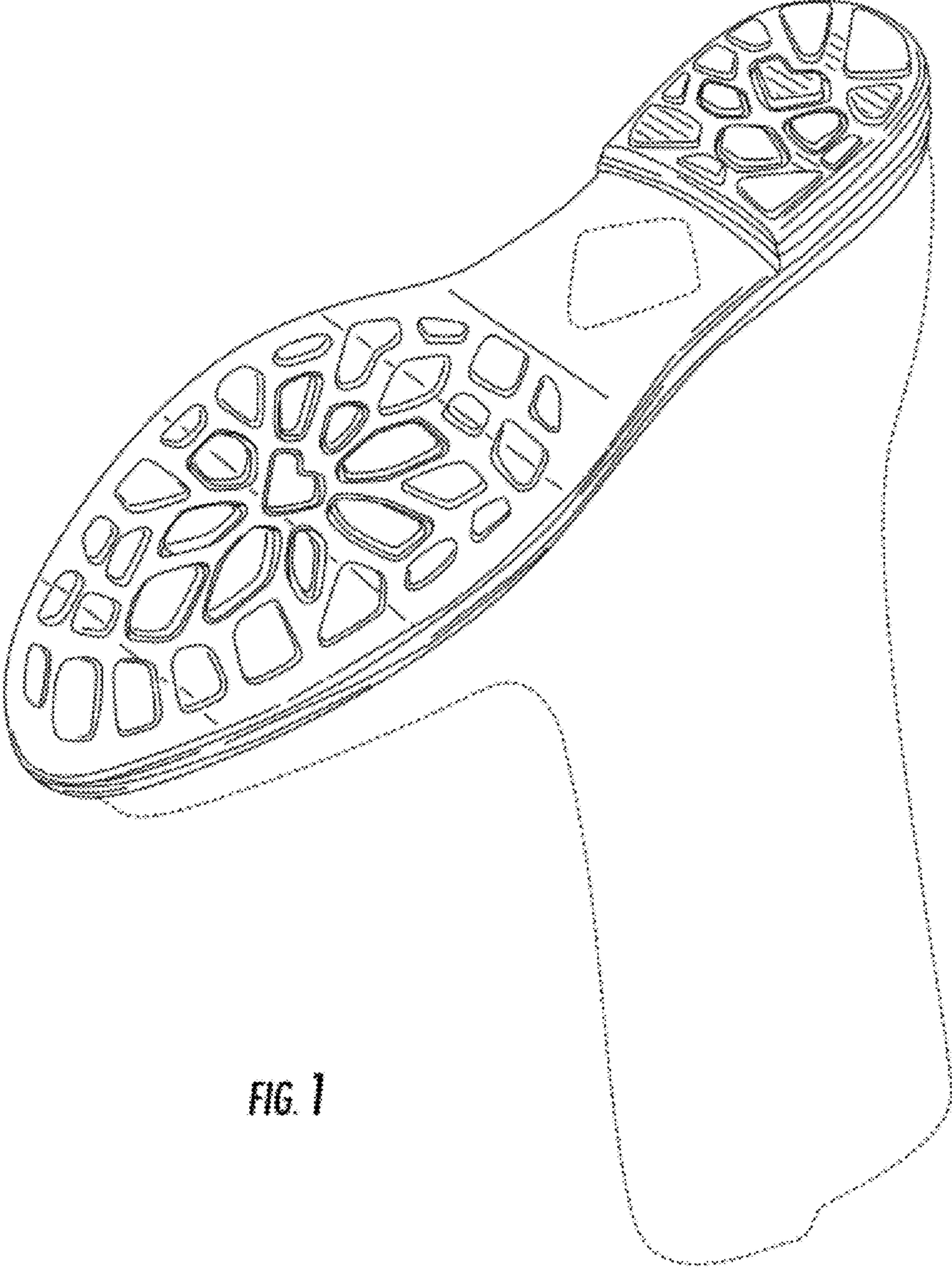


FIG. 1

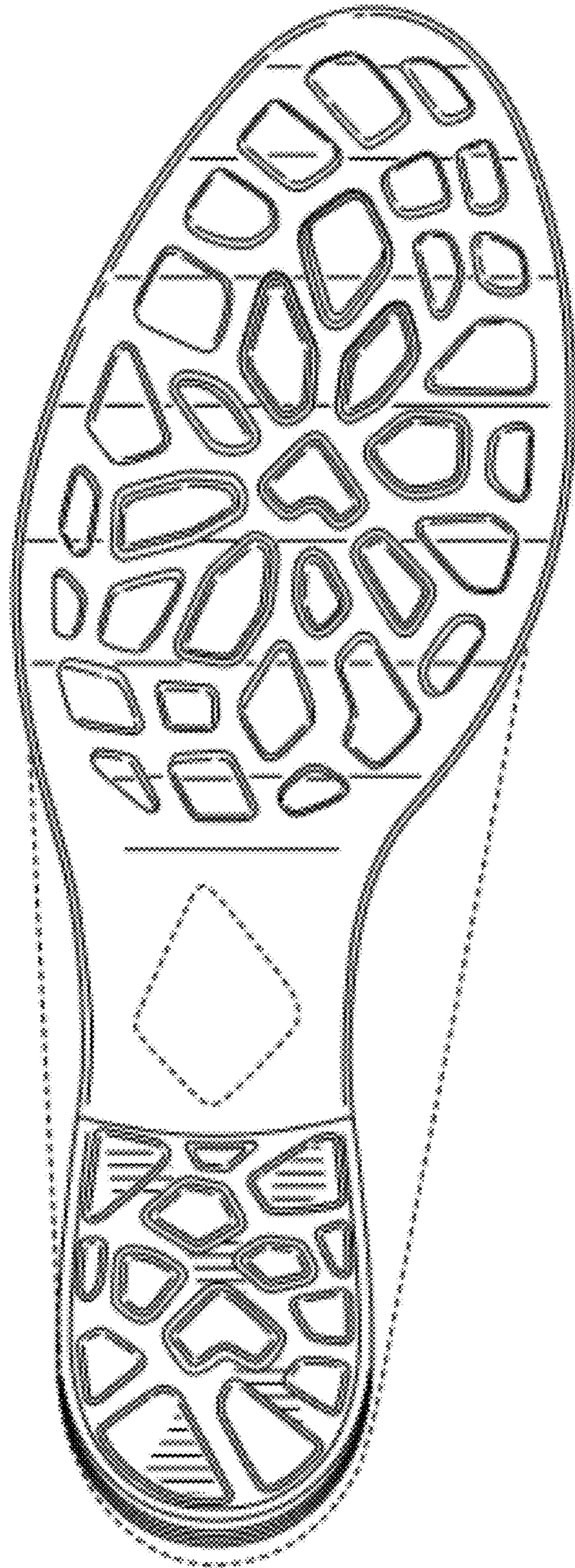


FIG. 2




FIG. 3




FIG. 4




FIG. 5




FIG. 6




FIG. 7