



US00D663514S

(12) **United States Design Patent**  
**McClaskie**

(10) **Patent No.:** **US D663,514 S**

(45) **Date of Patent:** **\*\* Jul. 17, 2012**

(54) **SHOE**

(75) **Inventor:** **Thomas E. McClaskie**, Bethlehem, PA  
(US)

(73) **Assignee:** **Columbia Insurance Company**,  
Omaha, NE (US)

(\*\*) **Term:** **14 Years**

(21) **Appl. No.:** **29/407,077**

(22) **Filed:** **Nov. 22, 2011**

(51) **LOC (9) Cl.** ..... **02-04**

(52) **U.S. Cl.** ..... **D2/952; D2/951**

(58) **Field of Classification Search** ..... D2/902,  
D2/906, 908, 916, 918, 925, 946-962, 977;  
36/3 B, 22 R, 24.5, 25 R, 28, 32 R, 34 R,  
36/59 C, 67 A, 103

See application file for complete search history.

(56) **References Cited**

**U.S. PATENT DOCUMENTS**

1,988,784	A	*	1/1935	Carrier	.....	36/59 C
D145,153	S	*	7/1946	Bovay	.....	D2/956
D475,509	S	*	6/2003	Avar	.....	D2/947
D489,520	S		5/2004	Matis et al.		
D497,704	S	*	11/2004	Wu	.....	D2/953
D513,842	S	*	1/2006	Paytavi	.....	D2/957
D524,519	S	*	7/2006	Le	.....	D2/952
D529,265	S	*	10/2006	Corbi Rico	.....	D2/957
D542,015	S	*	5/2007	McClaskie	.....	D2/952
D543,679	S	*	6/2007	Edwards	.....	D2/959
D545,534	S	*	7/2007	McClaskie	.....	D2/959
D553,832	S	*	10/2007	McClaskie	.....	D2/952
D554,331	S	*	11/2007	Matis	.....	D2/952
D557,883	S	*	12/2007	McClaskie	.....	D2/952
D571,088	S	*	6/2008	St-Louis et al.	.....	D2/953
D572,446	S	*	7/2008	Schoenborn et al.	.....	D2/953
D583,138	S	*	12/2008	McClaskie	.....	D2/953
D585,634	S	*	2/2009	McClaskie	.....	D2/952
D590,141	S		4/2009	McClaskie		
D593,740	S	*	6/2009	McClaskie	.....	D2/957
D597,288	S	*	8/2009	McClaskie	.....	D2/959
D598,185	S	*	8/2009	McClaskie	.....	D2/952

D599,090	S	*	9/2009	McClaskie	.....	D2/952
D600,433	S	*	9/2009	Issler	.....	D2/952
D603,591	S	*	11/2009	McClaskie	.....	D2/952
D603,592	S	*	11/2009	McClaskie	.....	D2/952
D603,593	S	*	11/2009	McClaskie	.....	D2/952
D603,594	S	*	11/2009	McClaskie	.....	D2/953
D604,487	S		11/2009	McClaskie		
D606,732	S	*	12/2009	McClaskie	.....	D2/951
D608,535	S	*	1/2010	McClaskie	.....	D2/952
D608,996	S	*	2/2010	McClaskie	.....	D2/952
D608,999	S	*	2/2010	McClaskie	.....	D2/959
D609,889	S	*	2/2010	McClaskie	.....	D2/952
D609,890	S		2/2010	McClaskie		
D610,787	S	*	3/2010	McClaskie	.....	D2/952
D622,489	S	*	8/2010	McClaskie	.....	D2/952
D622,492	S	*	8/2010	McClaskie	.....	D2/952
D624,293	S	*	9/2010	Recchi et al.	.....	D2/959
D626,735	S	*	11/2010	McClaskie	.....	D2/959
D627,145	S	*	11/2010	McClaskie	.....	D2/952

(Continued)

*Primary Examiner* — T. Chase Nelson

(74) *Attorney, Agent, or Firm* — St. Onge Steward Johnston  
& Reens LLC

(57) **CLAIM**

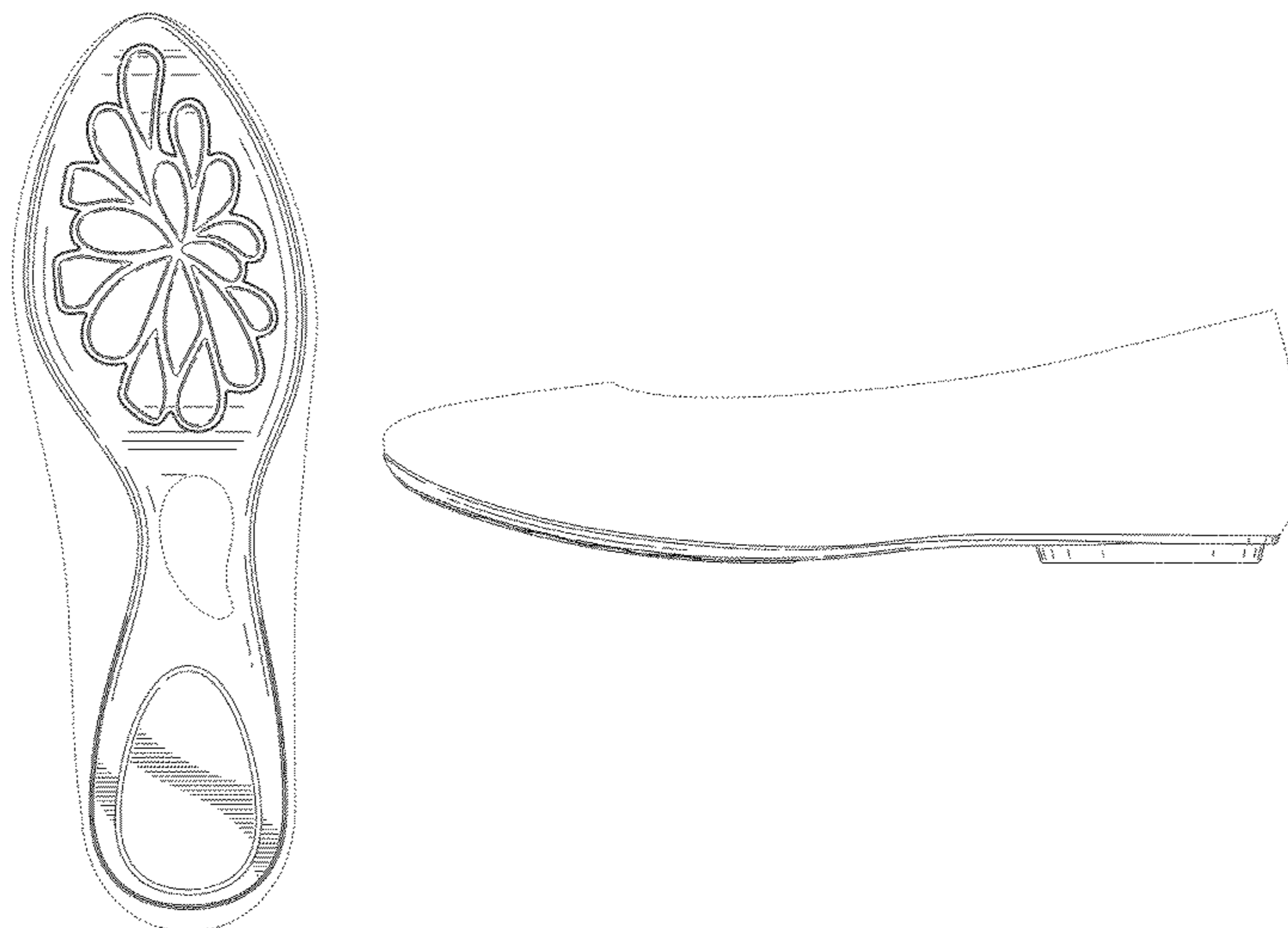
The ornamental design for a shoe, as shown and described.

**DESCRIPTION**

FIG. 1 is a bottom perspective view of a shoe in accordance with the new design;  
FIG. 2 is a bottom view thereof;  
FIG. 3 is a top view thereof;  
FIG. 4 is a right side view thereof;  
FIG. 5 is a left side view thereof;  
FIG. 6 is a front view thereof; and,  
FIG. 7 is a rear view thereof.

The shoe upper shown in broken lines in FIGS. 1-7 is for environmental purposes only and forms no part of the claimed design. The broken lines shown in each arch area of FIGS. 1 and 2 represent boundaries of the design with the lines themselves and the areas within them forming no part of the claimed design.

**1 Claim, 7 Drawing Sheets**



# US D663,514 S

Page 2

---

## U.S. PATENT DOCUMENTS

D627,548 S	11/2010	McClaskie		D653,023 S *	1/2012	McClaskie	.....	D2/952
D643,190 S *	8/2011	McClaskie	.....	D653,433 S *	2/2012	McClaskie	.....	D2/951
D643,192 S *	8/2011	McClaskie	.....	D653,435 S *	2/2012	McClaskie	.....	D2/952
D645,237 S *	9/2011	McClaskie	.....	2011/0197469 A1 *	8/2011	Nishiwaki et al.	.....	36/28

\* cited by examiner




FIG. 1

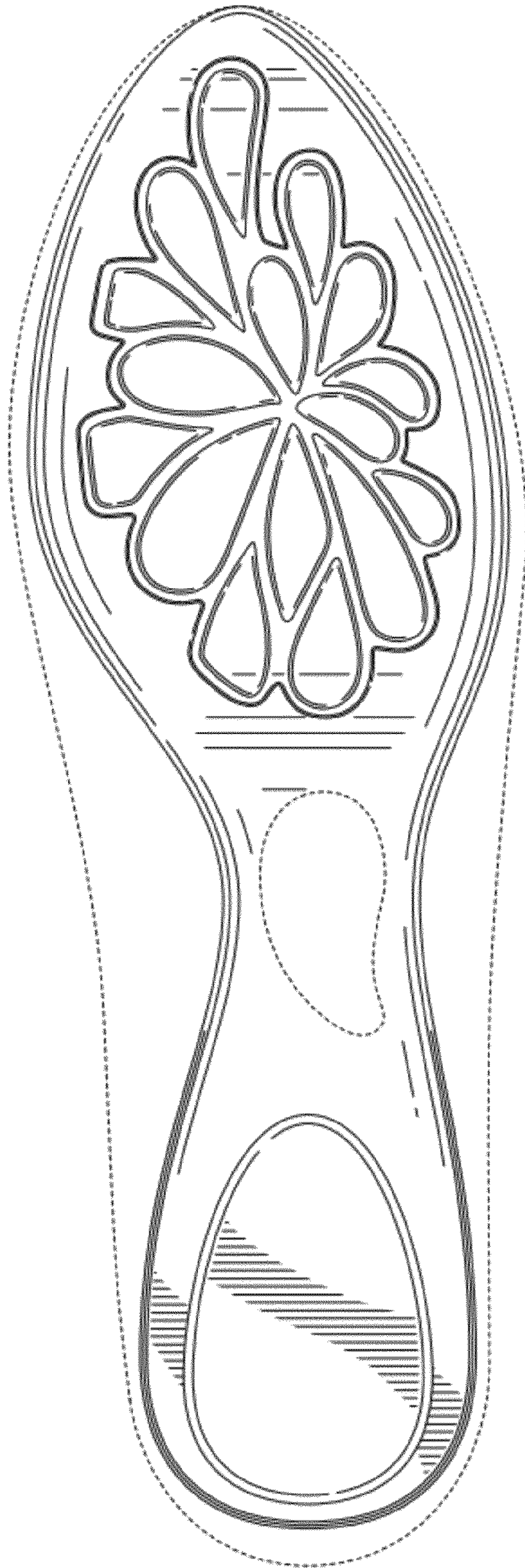
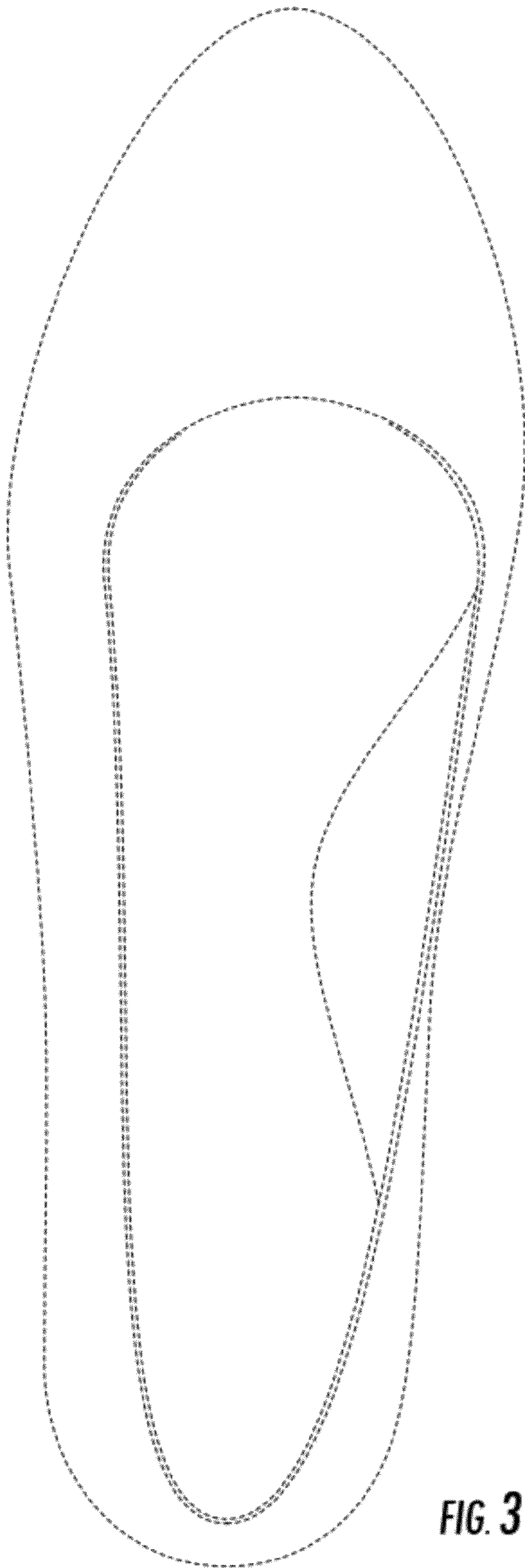


FIG. 2



**FIG. 3**

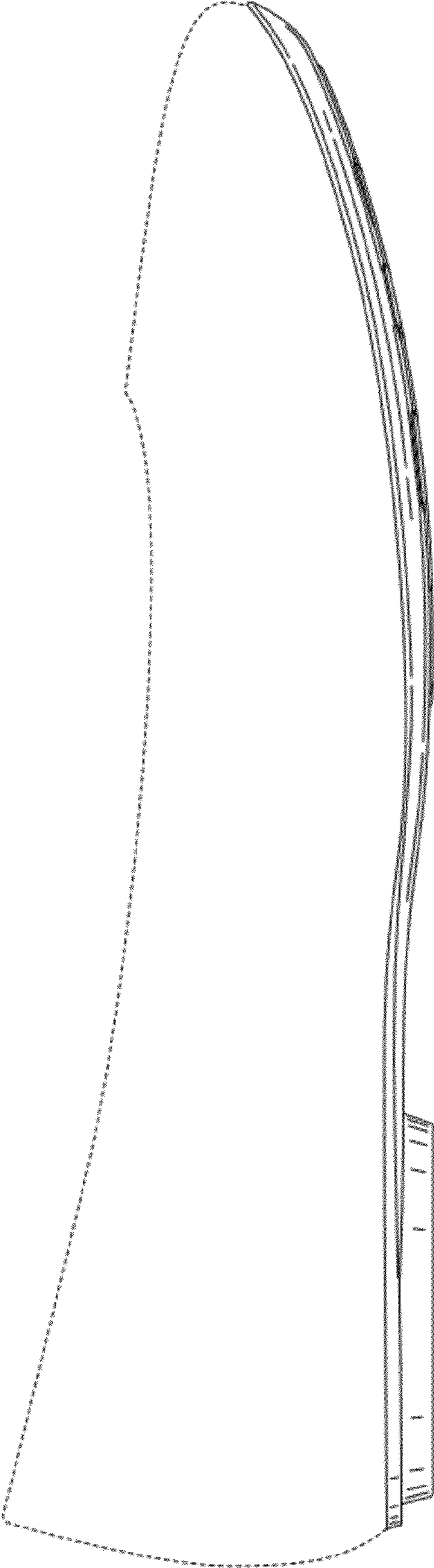


FIG. 4

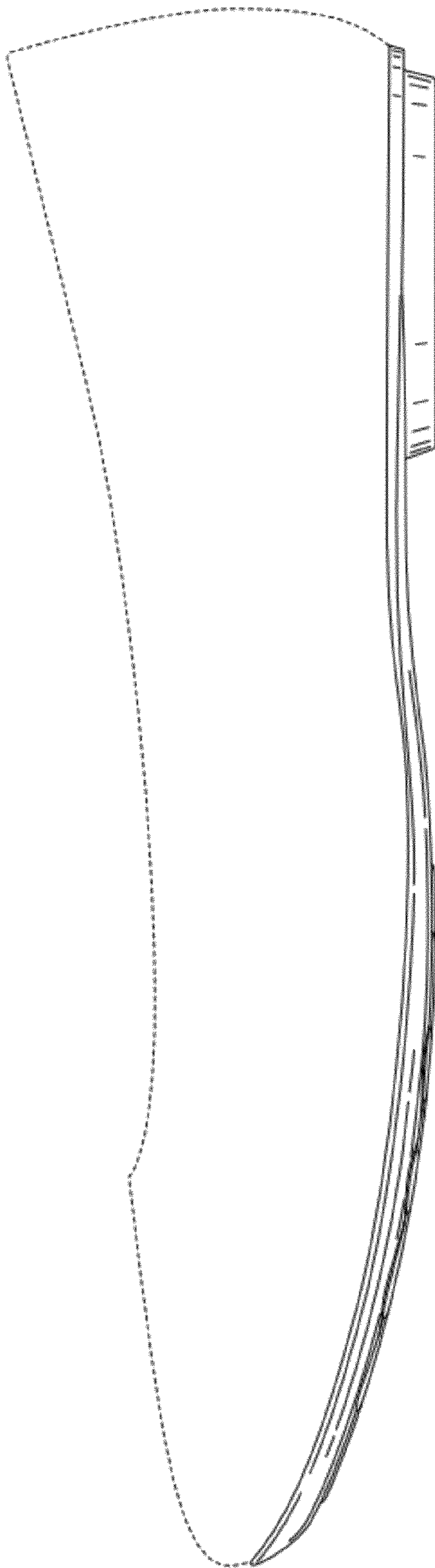

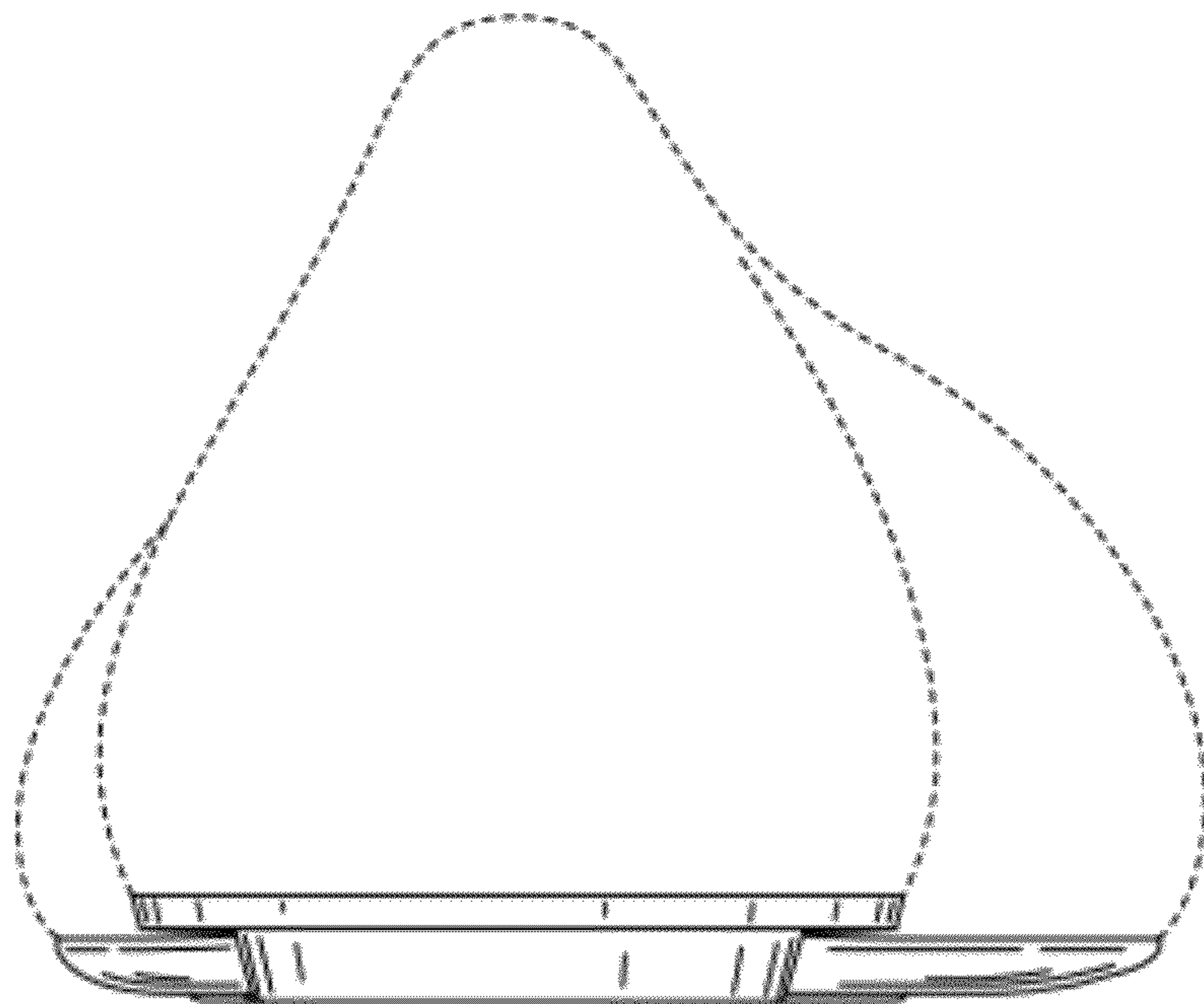


FIG. 5



**FIG. 6**





**FIG. 7**