



US00D663506S

(12) **United States Design Patent**
Barlow

(10) **Patent No.:** **US D663,506 S**
(45) **Date of Patent:** **** Jul. 17, 2012**

(54) **GLOVE**

(76) Inventor: **John Barlow**, Minneapolis, MN (US)

(**) Term: **14 Years**

(21) Appl. No.: **29/385,416**

(22) Filed: **Feb. 14, 2011**

(51) **LOC (9) Cl.** **02-06**

(52) **U.S. Cl.** **D2/617**

(58) **Field of Classification Search** D2/610,
D2/614, 615, 616, 617, 618, 619, 620, 621,
D2/622, 623; D20/33; D21/807; D28/63;
D29/113, 114, 116.2, 117.1, 117.2, 120.1,
D29/123; D32/40, 41, 42, 43; 2/16, 158,
2/159, 161.1, 161.3, 161.4, 161.5, 161.8,
2/162, 168, 170, 455, 908, 910, 917; 40/586;
446/26

See application file for complete search history.

(56) **References Cited**

U.S. PATENT DOCUMENTS

304,487	A *	9/1884	Baker	2/158
674,913	A *	5/1901	Fike	401/7
D40,226	S *	8/1909	Uhlich	D2/621
1,091,880	A *	3/1914	Diamond	15/227
1,250,150	A *	12/1917	Du Bois	2/158
D129,651	S *	9/1941	Ginsberg	D2/622
2,873,450	A *	2/1959	Brodeur, Jr.	2/167
D189,637	S *	1/1961	Stanton	D2/616
D281,265	S *	11/1985	Griffioen	D21/588

D299,564	S *	1/1989	Pierce, Jr.	D29/117.1
4,808,139	A	2/1989	Price		
D301,083	S *	5/1989	Wagner	D2/615
5,511,248	A	4/1996	Widdemer		
D438,271	S *	2/2001	Wall	D21/714
D449,423	S *	10/2001	Lowsky	D2/615
6,351,932	B1 *	3/2002	Hummel	57/210
D488,285	S *	4/2004	Ponzini	D2/622
D500,910	S *	1/2005	Akagi	D2/617
D512,752	S *	12/2005	Stainbrook et al.	D21/588
7,100,212	B2	9/2006	Jaeger		
D589,679	S	4/2009	Rolfe		
D615,729	S	5/2010	Beckwith		
D617,529	S	6/2010	Bengyak		
D617,530	S	6/2010	Bengyak		
D618,882	S	7/2010	Jaeger		
D628,767	S	12/2010	Bengyak		
2007/0172802	A1	7/2007	Adams et al.		
2007/0292344	A1	12/2007	Turner		
2008/0271615	A1	11/2008	Viveiros		

* cited by examiner

Primary Examiner — Karen E Eldridge Powers

(74) *Attorney, Agent, or Firm* — Clise, Billion & Cyr, P.A.

(57) **CLAIM**



The ornamental design for a glove, as shown and described.

DESCRIPTION

FIG. 1 is a view of a glove showing my new design on a first hand garment; and,

FIG. 2 is a view of a glove showing my new design on a second hand garment.

1 Claim, 1 Drawing Sheet



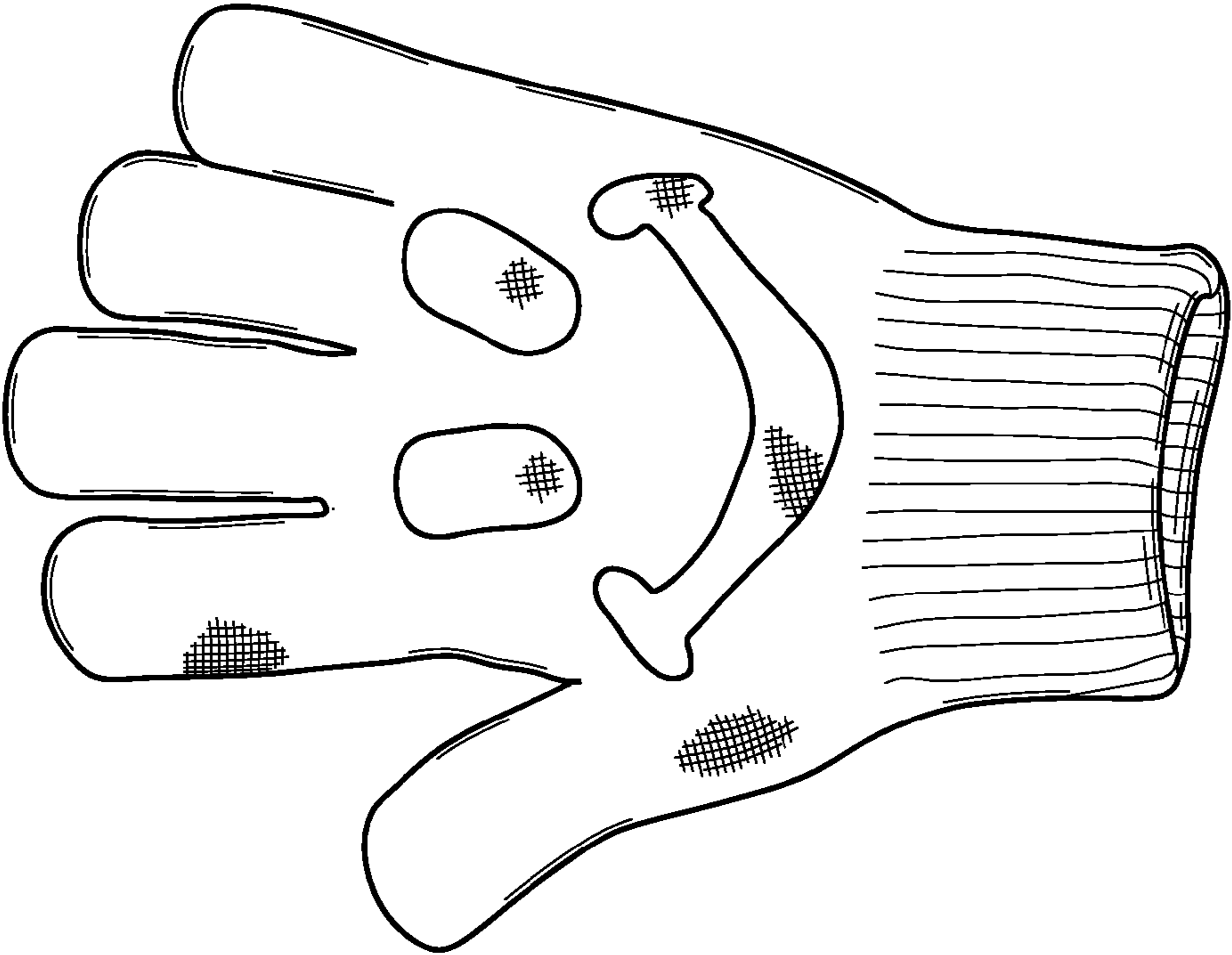


FIG. 1

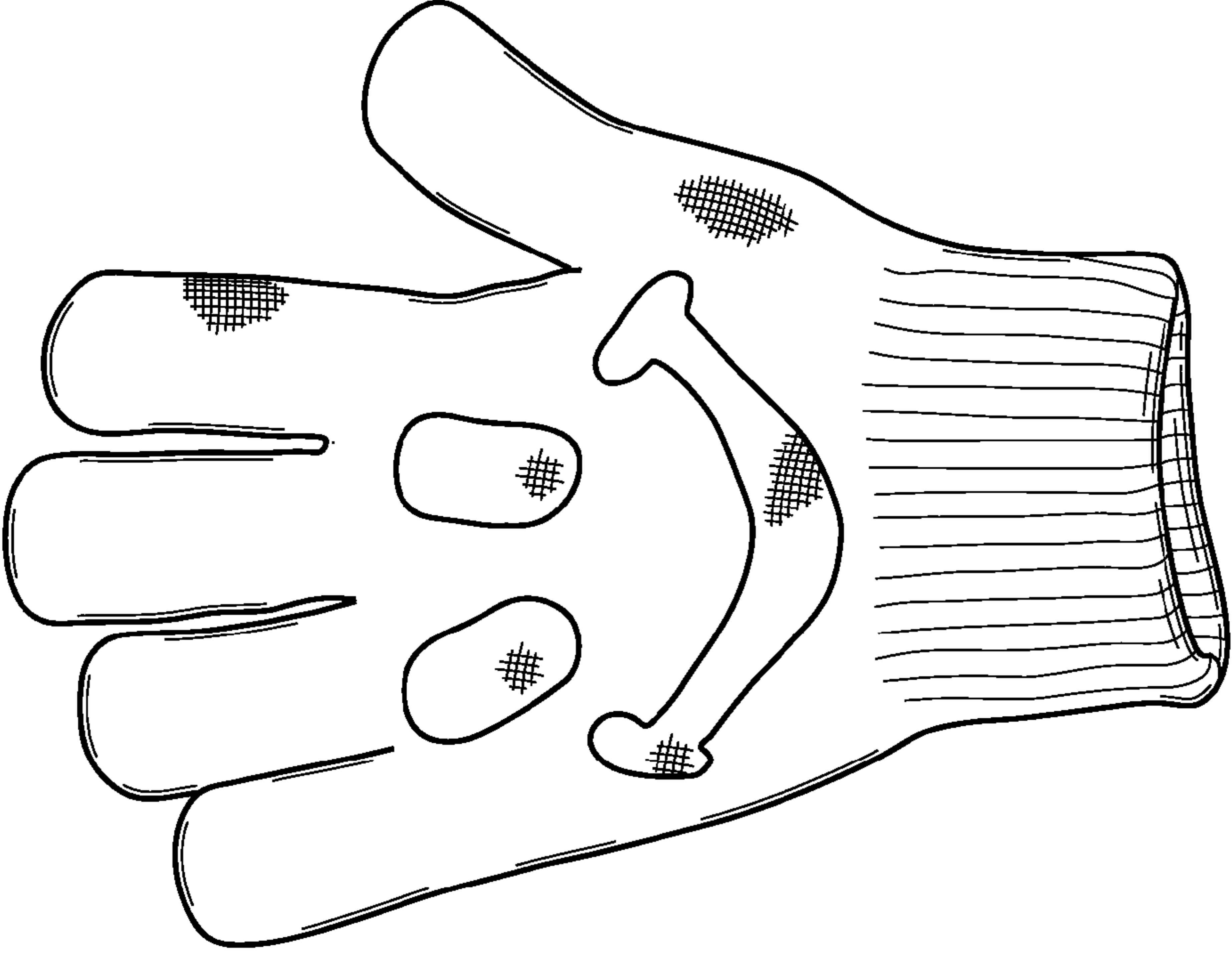


FIG. 2