

US00D663495S

(12) **United States Design Patent**
Song et al.

(10) **Patent No.:** **US D663,495 S**
(45) **Date of Patent:** **** Jul. 10, 2012**

(54) **CLOTHES DRYER**

(75) Inventors: **Seunghyun Song**, Seoul (KR); **Kihyuk Kim**, Incheon (KR); **Eunyoung Jee**, Seoul (KR); **Minjung You**, Seoul (KR)

(73) Assignee: **LG Electronics Inc.**, Seoul (KR)

(**) Term: **14 Years**

(21) Appl. No.: **29/378,981**

(22) Filed: **Nov. 12, 2010**

(30) **Foreign Application Priority Data**

Aug. 26, 2010 (KR) 30-2010-0037449

(51) **LOC (9) Cl.** **15-05**

(52) **U.S. Cl.** **D32/8**

(58) **Field of Classification Search** D32/1,
D32/5-6, 8, 10; 34/58, 108, 130-131, 523,
34/595-597, 603; 68/3 R, 4, 5 R, 12.01,
68/12.08, 212

See application file for complete search history.

(56) **References Cited**

U.S. PATENT DOCUMENTS

2,741,113	A *	4/1956	Norkus	68/205 R
D191,951	S *	12/1961	Beduhn	D32/10
3,049,903	A *	8/1962	Sussman	68/5 C
3,102,796	A *	9/1963	Erickson	34/75
D197,085	S *	12/1963	Bequette	D32/8
3,739,496	A *	6/1973	Buckley et al.	34/210
4,180,919	A *	1/1980	Baltes	34/449
4,682,424	A *	7/1987	Irving	34/621
5,152,077	A *	10/1992	Liang	34/77
D332,329	S *	1/1993	Hood et al.	D32/8
5,305,484	A *	4/1994	Fitzpatrick et al.	8/149.3

5,555,640	A *	9/1996	Ou	34/202
5,755,040	A *	5/1998	Ou	34/202
5,815,961	A *	10/1998	Estes et al.	38/14
6,018,885	A *	2/2000	Hill	34/202
6,427,365	B2 *	8/2002	MacGregor et al.	38/1 A
D476,782	S *	7/2003	Huddleston	D32/6
6,718,650	B2 *	4/2004	Ross	34/90
D532,563	S *	11/2006	Kim et al.	D32/6
7,367,137	B2 *	5/2008	Jonsson et al.	34/265
D638,592	S *	5/2011	Suh	D32/8
D640,430	S *	6/2011	Jee	D32/6
D643,165	S *	8/2011	Song et al.	D32/8
2004/0134087	A1 *	7/2004	Meyer	34/90
2007/0266740	A9 *	11/2007	Kendall et al.	68/3 R
2008/0136295	A1 *	6/2008	Aizpuru Borda et al.	312/31

* cited by examiner

Primary Examiner — T. Chase Nelson

Assistant Examiner — Kathleen M Sims

(74) *Attorney, Agent, or Firm* — Morgan, Lewis & Bockius LLP

(57) **CLAIM**

The ornamental design for a clothes dryer, as shown and described.

DESCRIPTION

FIG. 1 is a top, front, perspective view of a clothes dryer showing our new design;
FIG. 2 is a front view thereof;
FIG. 3 is a rear view thereof;
FIG. 4 is a left side view thereof;
FIG. 5 is a right side view thereof;
FIG. 6 is a top view thereof; and,
FIG. 7 is a bottom view thereof.
The broken lines depict environmental portions of the clothes dryer and form no part of the claimed design.

1 Claim, 7 Drawing Sheets




FIG. 1




FIG. 2




FIG. 3




FIG. 4




FIG. 5




FIG. 6

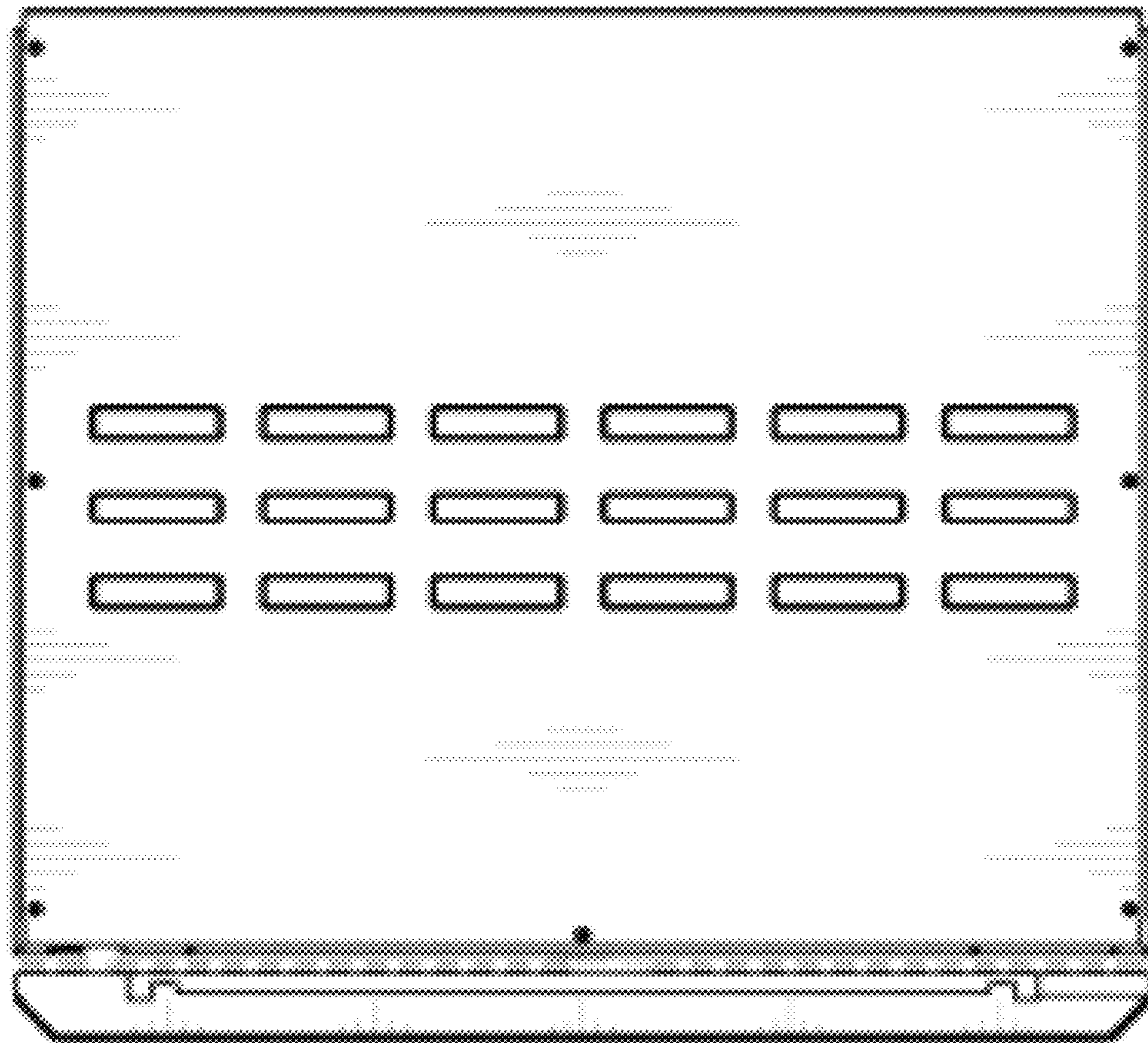


FIG. 7

