

US00D663475S

(12) **United States Design Patent**  
**Browder**

(10) **Patent No.:** **US D663,475 S**  
(45) **Date of Patent:** **\*\* Jul. 10, 2012**

(54) **COVER FOR LIGHT AND/OR FRAGRANCE  
EMITTER**

(75) Inventor: **John Browder**, Argyle, TX (US)

(73) Assignee: **IDC Enchanted Lighting Company,  
LLC**, Roanoke, TX (US)

(\*\*) Term: **14 Years**

(21) Appl. No.: **29/411,738**

(22) Filed: **Jan. 25, 2012**

(51) **LOC (9) Cl.** ..... **26-99**

(52) **U.S. Cl.** ..... **D26/125**

(58) **Field of Classification Search** ..... D26/118,  
D26/113, 119, 120, 121, 122, 123, 128, 129,  
D26/136, 132, 135, 138, 139, 1, 2, 70, 71,  
D26/72, 73, 74, 76, 124, 125, 126, 130, 131,  
D26/140, 78, 24, 25, 81, 85, 86, 92, 87, 88,  
D26/89, 90, 99, 127, 75, 7, 94, 11, 9, 14,  
D26/16, 17, 134, 23; D23/366, 355, 367,  
D23/358, 385; D21/590, 606; 362/555,  
362/362, 326, 405, 152, 146, 145, 480, 147,  
362/148, 133, 235, 392, 96, 267; D13/179,  
D13/180; D10/111; D11/89, 90, 144, 146,  
D11/128, 125, 121, 162, 124; D25/122,  
D25/164, 38.1, 123, 124; 52/97, 101; D6/580;  
D9/557, 552, 635, 548; 422/128; 399/111

See application file for complete search history.

(56) **References Cited**

U.S. PATENT DOCUMENTS

D85,630	S	*	12/1931	Astrup	.....	D25/57
2,521,394	A	*	9/1950	Minners	.....	446/365
2,903,819	A	*	9/1959	Barber et al.	.....	446/385
D195,009	S	*	4/1963	Bergeron	.....	D9/448
D268,826	S	*	5/1983	Carbajales Santa-Eulalia et al.	.....	D11/162
D292,111	S	*	9/1987	Kijima et al.	.....	D21/590
D345,789	S	*	4/1994	Martin	.....	D23/367
D402,231	S	*	12/1998	Mumford	.....	D11/162
D563,827	S	*	3/2008	Chen	.....	D11/162
D647,577	S	*	10/2011	Rappaport-Rowan	.....	D21/606

\* cited by examiner

*Primary Examiner* — Kevin Rudzinski

(74) *Attorney, Agent, or Firm* — Brian Harris

(57) **CLAIM**

The ornamental design for a cover for light and/or fragrance emitter, as shown and described.

**DESCRIPTION**

FIG. 1 is a perspective view of a cover for light and/or fragrance emitter showing my new design;  
FIG. 2 is a front view thereof;  
FIG. 3 is a back view thereof;  
FIG. 4 is a right side view thereof;  
FIG. 5 is a left side view thereof;  
FIG. 6 is a top view thereof; and,  
FIG. 7 is a bottom view thereof.

The broken lines shown in the drawings illustrate portions of the cover for light and/or fragrance emitter that form no part of the claimed design.

**1 Claim, 7 Drawing Sheets**






FIG. 1





FIG. 2



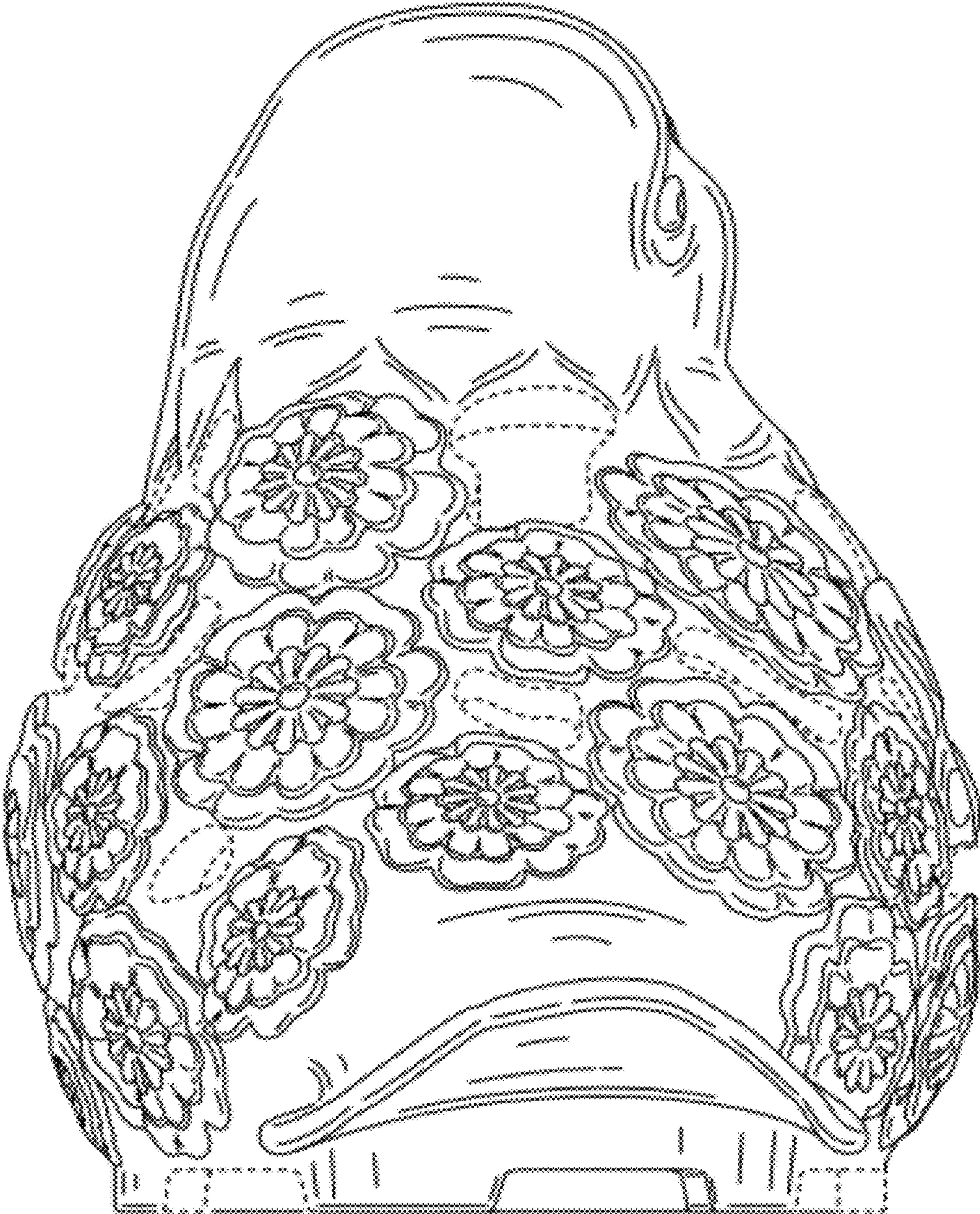


FIG. 3






FIG. 4

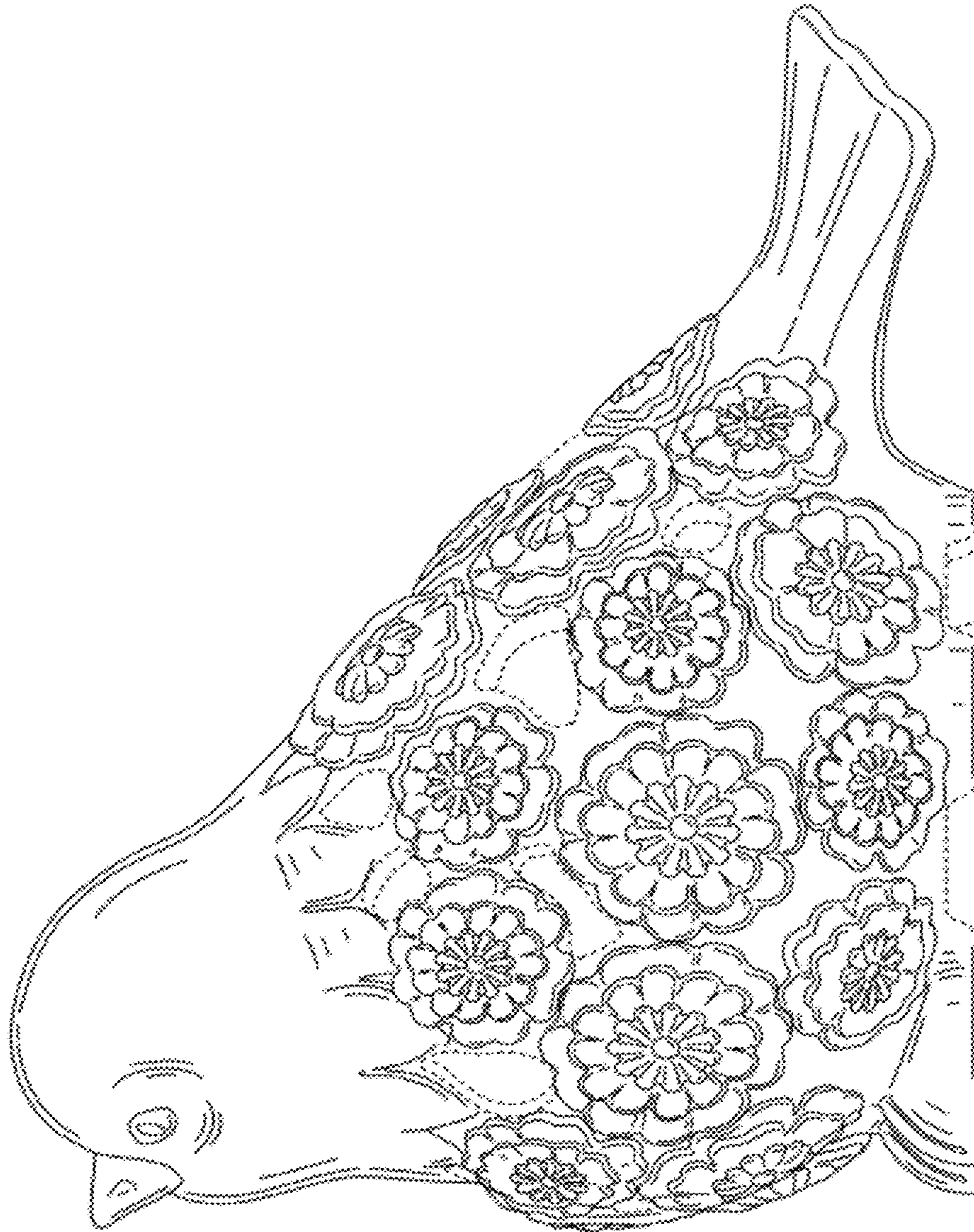


FIG. 5



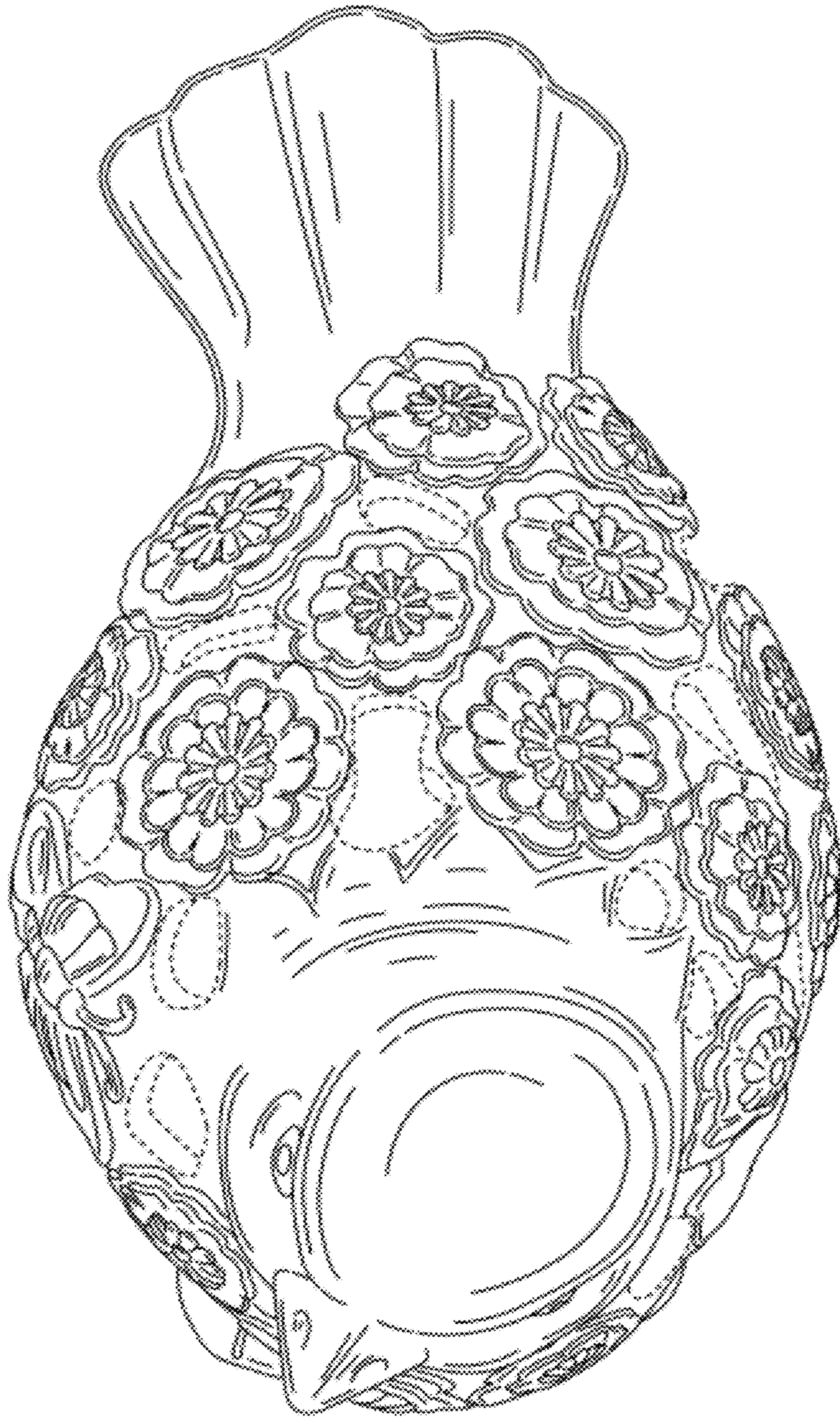
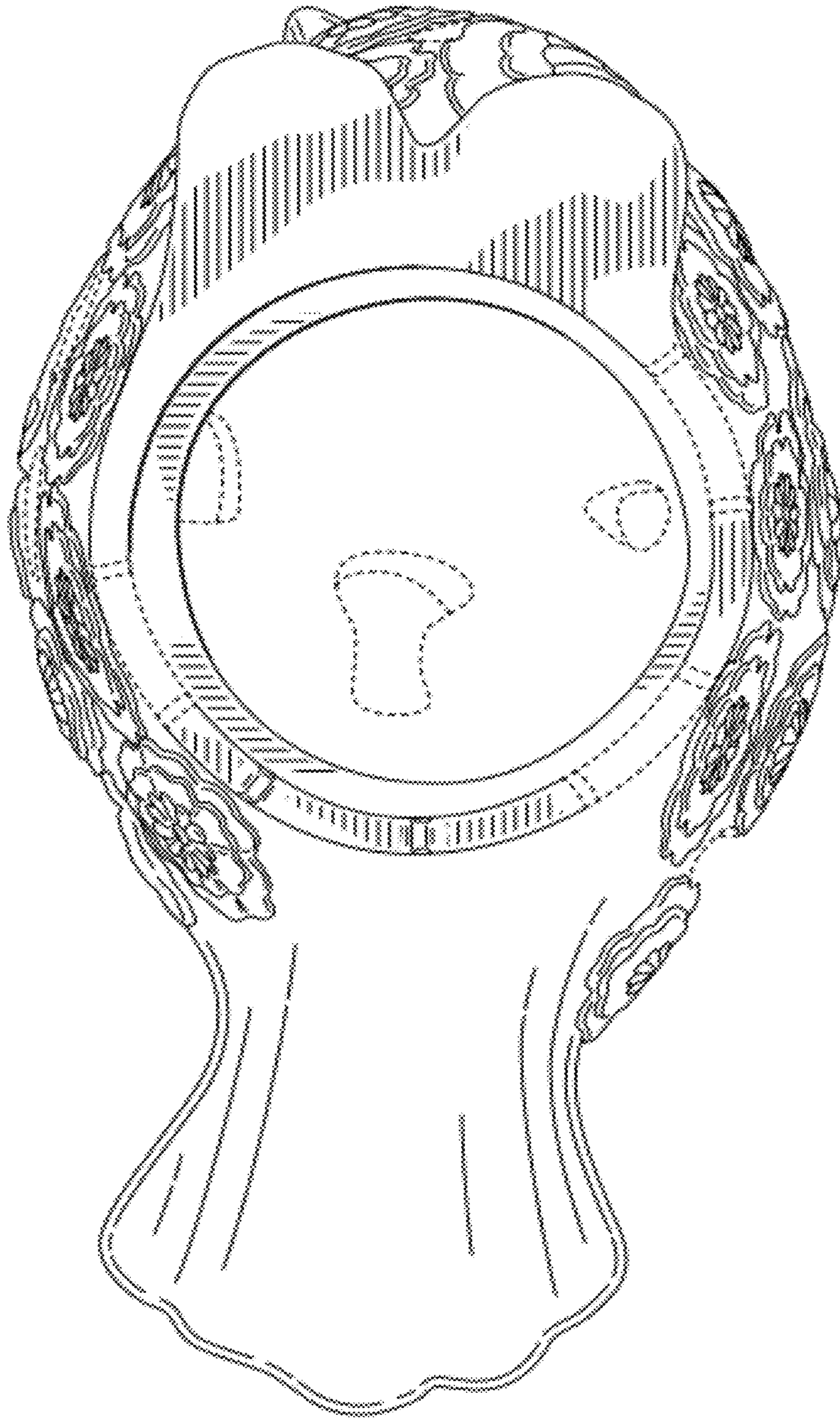


FIG. 6





**FIG. 7**