



US00D663459S

(12) **United States Design Patent**
Wauters

(10) **Patent No.:** **US D663,459 S**
(45) **Date of Patent:** **** Jul. 10, 2012**

(54) **LUMINAIRE**

(75) Inventor: **Tom Wauters**, Mortsel (BE)

(73) Assignee: **Koninklijke Philips Electronics N.V.**,
Eindhoven (NL)

(**) Term: **14 Years**

(21) Appl. No.: **29/393,236**

(22) Filed: **Jun. 1, 2011**

(30) **Foreign Application Priority Data**

Dec. 2, 2010 (EM) 001788845-0003

(51) **LOC (9) Cl.** **26-05**

(52) **U.S. Cl.** **D26/68**

(58) **Field of Classification Search** D26/67,
D26/68, 72, 85-92; 362/147, 432; D25/126
See application file for complete search history.

(56) **References Cited**

U.S. PATENT DOCUMENTS

D209,416 S * 11/1967 Smith D26/68
D221,181 S * 7/1971 Bobrick D26/85

D264,195 S * 5/1982 Jacobs D25/126
4,438,484 A * 3/1984 Winden 362/267
D299,554 S * 1/1989 Muller D26/69
D312,890 S * 12/1990 Compton D26/69
D314,833 S * 2/1991 Beachy et al. D26/68
D324,920 S * 3/1992 Miller et al. D25/126
6,457,847 B1 * 10/2002 LeVasseur 362/351
D588,738 S * 3/2009 Goetz-Schaefer D26/68
D597,694 S * 8/2009 Dworschak D26/68
D598,153 S * 8/2009 Zeng et al. D26/68
D643,139 S * 8/2011 Sprengers D26/68

* cited by examiner

Primary Examiner — Clare E Heflin

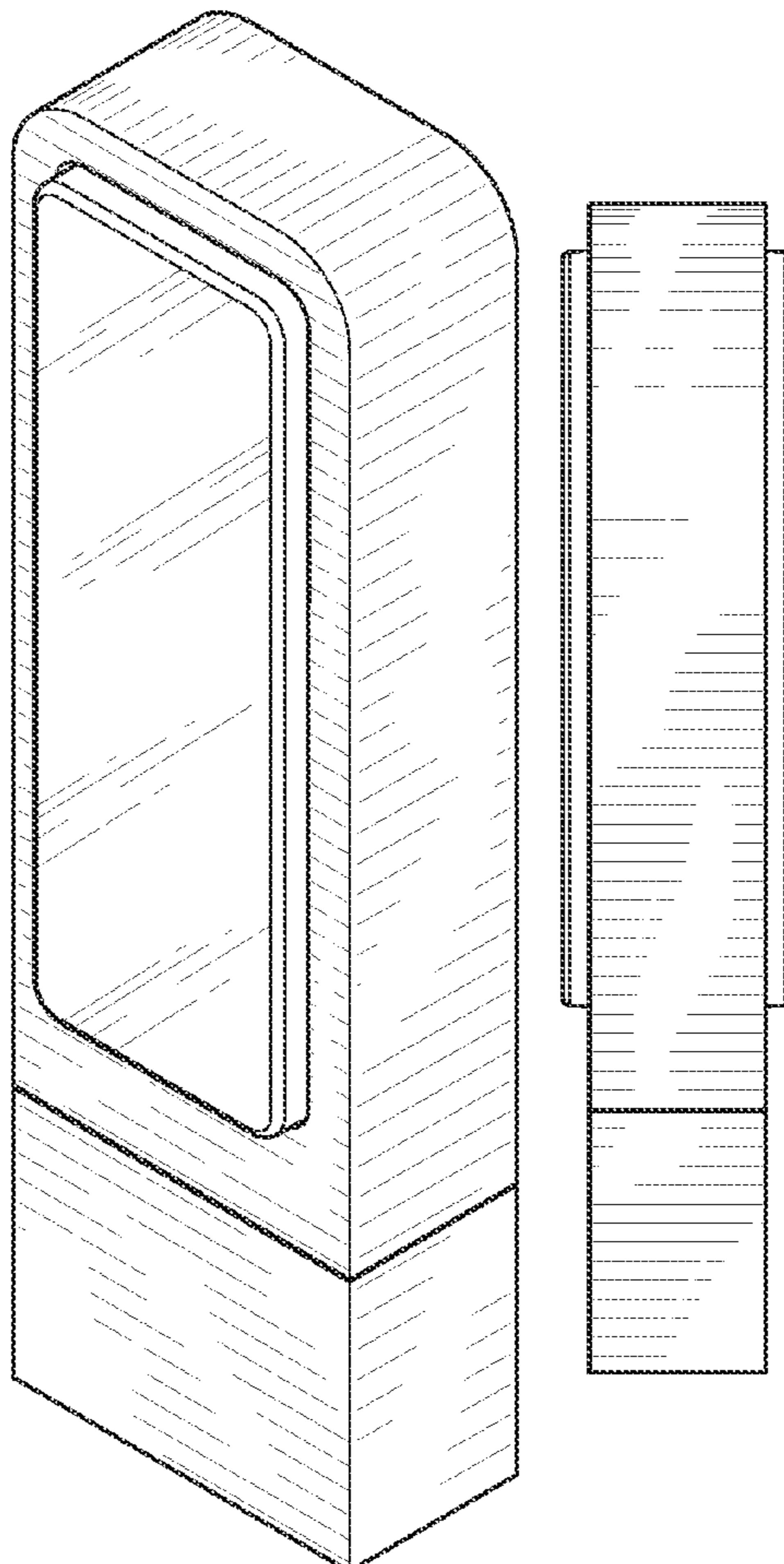
(57) **CLAIM**

The ornamental design for a luminaire, as shown.

DESCRIPTION

FIG. 1 is a perspective view showing my design;
FIG. 2 is a front elevational view thereof;
FIG. 3 is a rear elevational view thereof;
FIG. 4 is a right side elevational view thereof;
FIG. 5 is a left side elevational view thereof;
FIG. 6 is a top plan view thereof; and,
FIG. 7 is a bottom plan view thereof.

1 Claim, 3 Drawing Sheets



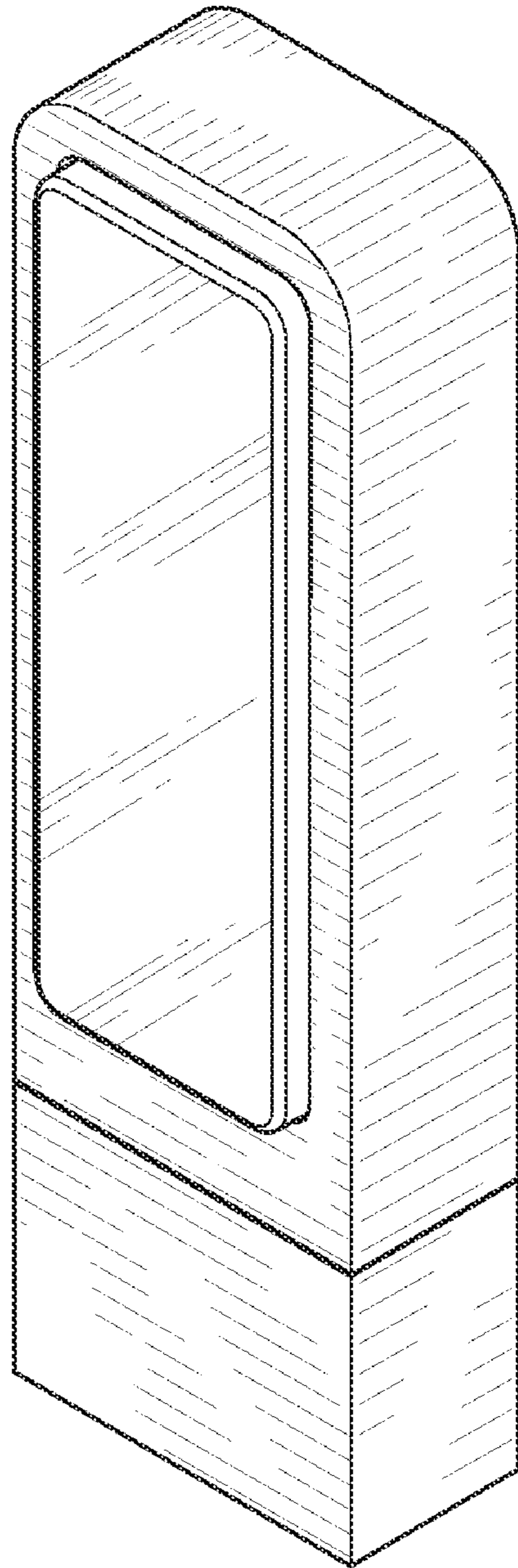


FIG. 1

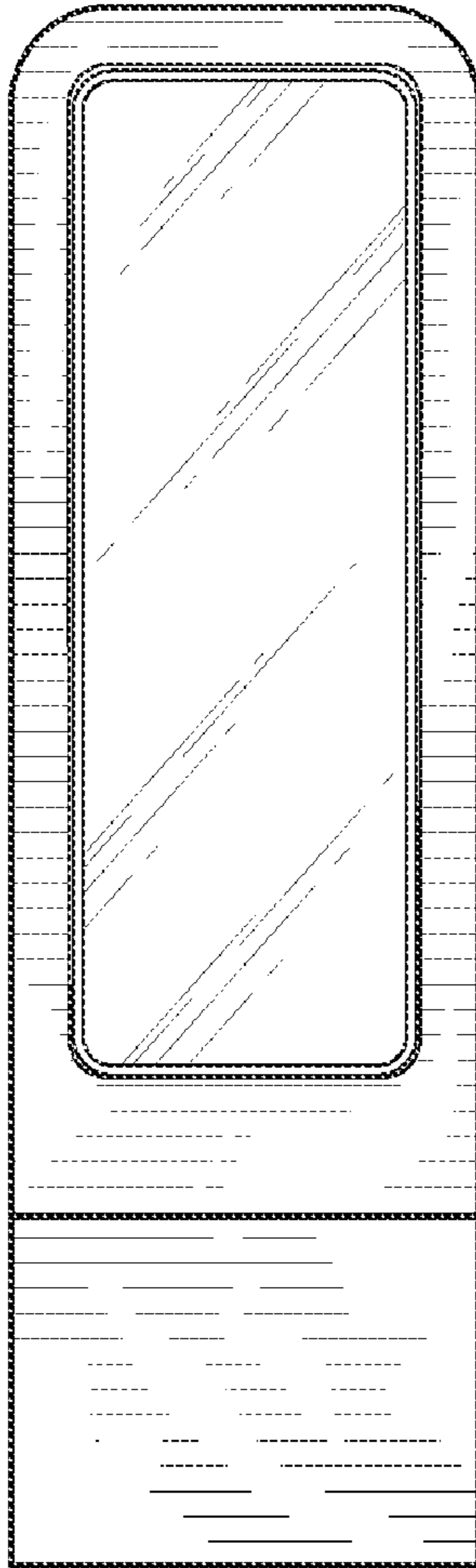


FIG. 2

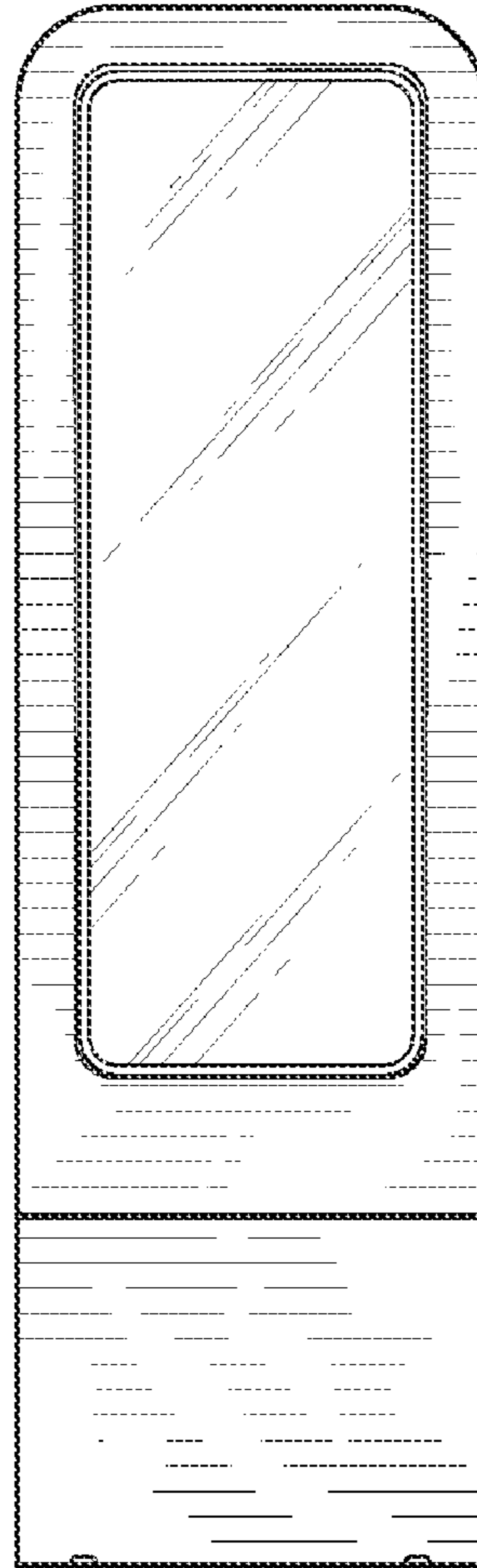


FIG. 3




FIG. 4




FIG. 5




FIG. 6




FIG. 7