



US00D663432S

(12) **United States Design Patent**
Nichols

(10) **Patent No.:** **US D663,432 S**

(45) **Date of Patent:** **** Jul. 10, 2012**

(54) **ADHESIVE BODY SUPPORT**

(75) Inventor: **Gail Nichols**, Bluffton, SC (US)

(73) Assignee: **Perfect Cross, LLC**, Nashotah, WI (US)

(**) Term: **14 Years**

(21) Appl. No.: **29/384,206**

(22) Filed: **Jan. 28, 2011**

(51) **LOC (9) Cl.** **24-01**

(52) **U.S. Cl.** **D24/190; D24/189**

(58) **Field of Classification Search** D24/128,
D24/188-190, 192, 206; D29/100, 113-114,
D29/120.1, 122-123; D2/610; 602/5, 19,
602/21-23, 30, 36, 42, 58, 60-62, 75; 2/16-17,
2/20-24, 44; D1/125, 126

See application file for complete search history.

(56) **References Cited**

U.S. PATENT DOCUMENTS

D3,903	S *	3/1870	Page	D18/24
D12,021	S *	11/1880	Page	D18/24
2,748,766	A *	6/1956	Coates	602/58
D239,981	S *	5/1976	Arluck et al.	D24/190
D242,955	S *	1/1977	Arluck	D24/190
5,086,761	A *	2/1992	Ingram	602/26
5,513,658	A *	5/1996	Goseki	128/882
D390,960	S *	2/1998	Ross	D24/189
D401,329	S *	11/1998	Bierman	D24/128
D404,135	S *	1/1999	Dunshee	D24/189
D430,295	S *	8/2000	Ierulli	D24/135
D437,101	S *	2/2001	Debbouz et al.	D1/126
D470,592	S *	2/2003	Dunshee	D24/189
D471,631	S *	3/2003	Dunshee et al.	D24/189
D493,000	S *	7/2004	Grady et al.	D24/189
6,849,057	B2 *	2/2005	Satou et al.	602/75

D513,323	S *	12/2005	Mueller et al.	D24/189
7,022,111	B2 *	4/2006	Duplessie et al.	604/174
7,048,703	B2 *	5/2006	Riach	602/13
D534,706	S *	1/2007	Cuadrado	D1/125
D541,096	S *	4/2007	Georgescu	D6/601
D571,923	S *	6/2008	Roberts	D24/192
D573,714	S *	7/2008	Bybee et al.	D24/190
D609,802	S *	2/2010	Harren	D24/108
D621,518	S *	8/2010	Arbesman et al.	D24/189
D637,725	S *	5/2011	Seminaroti	D24/189
D639,762	S *	6/2011	Brogden et al.	D24/135
D644,325	S *	8/2011	Brunner et al.	D24/135
D651,710	S *	1/2012	Brogden et al.	D24/135
2008/0319365	A1 *	12/2008	Kendrick	602/19
2010/0016771	A1 *	1/2010	Arbesman et al.	602/5

* cited by examiner

Primary Examiner — Susan E Krakower

(74) *Attorney, Agent, or Firm* — Joseph S. Heino; Patrick M. Bergin

(57) **CLAIM**

The ornamental design for an adhesive body support, as shown and described.

DESCRIPTION

FIG. 1 is a top and side perspective view of an adhesive body support.

FIG. 2 is a top elevational view of an adhesive body support.

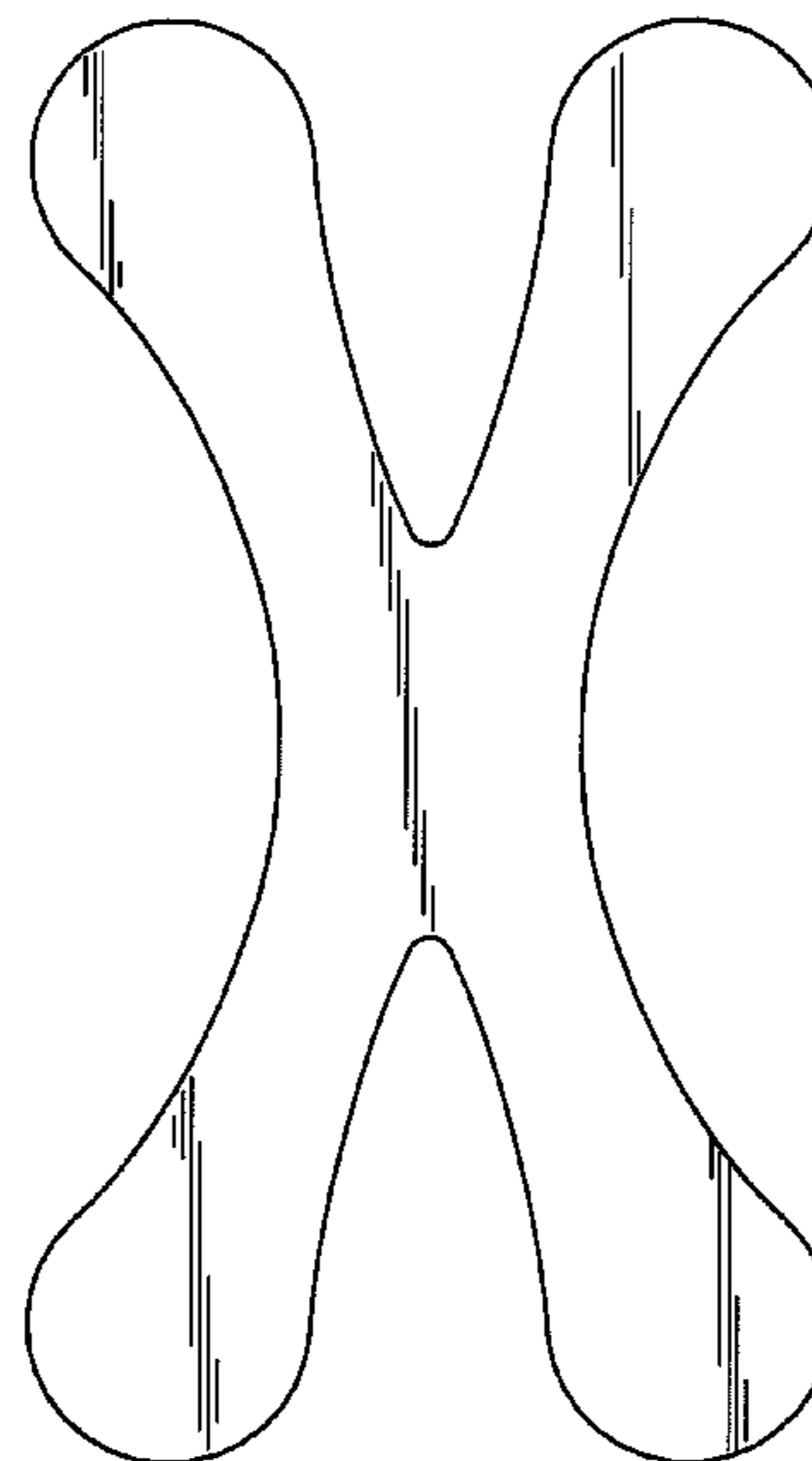
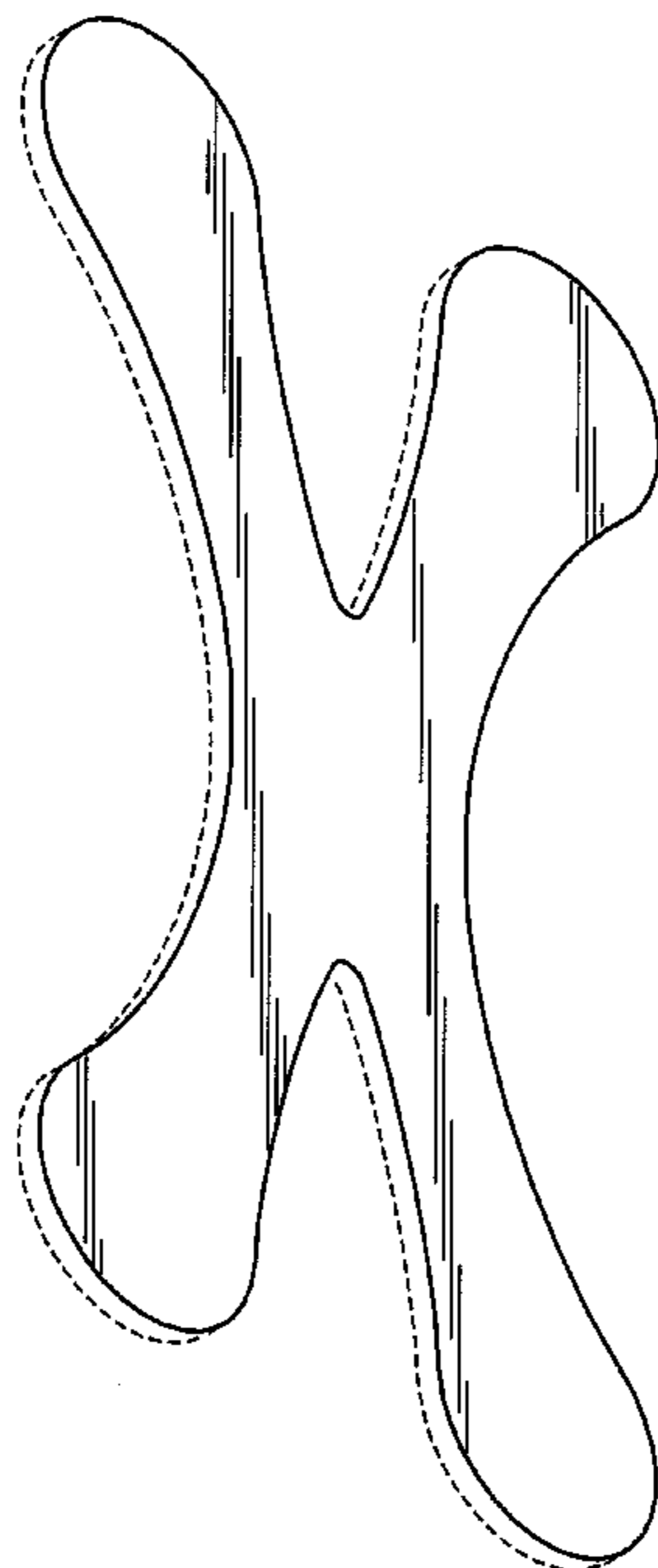
FIG. 3 is an elevational view of one end of an adhesive body support.

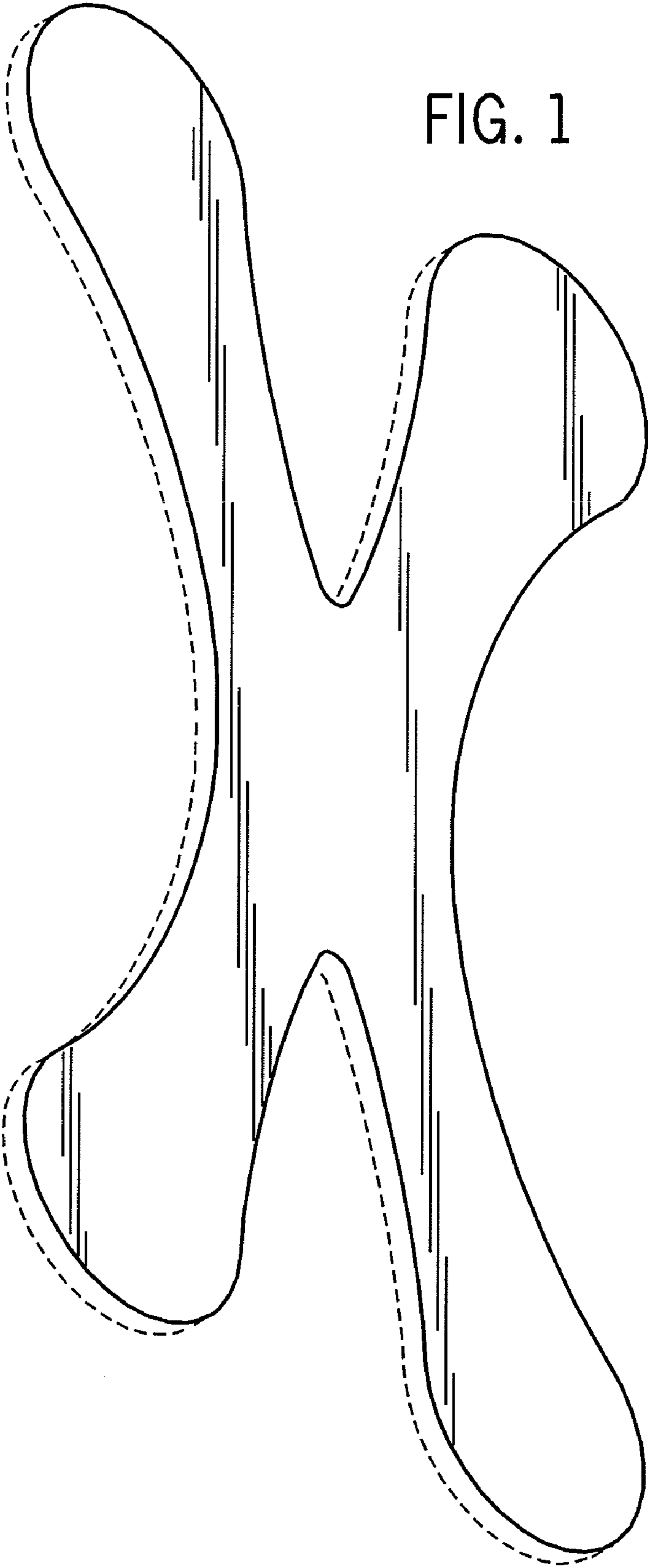
FIG. 4 is a side elevational view of an adhesive body support; and,

FIG. 5 is a bottom elevational view of an adhesive body support.

The broken lines illustrate portions of the adhesive body support which form no part of the claimed design.

1 Claim, 3 Drawing Sheets





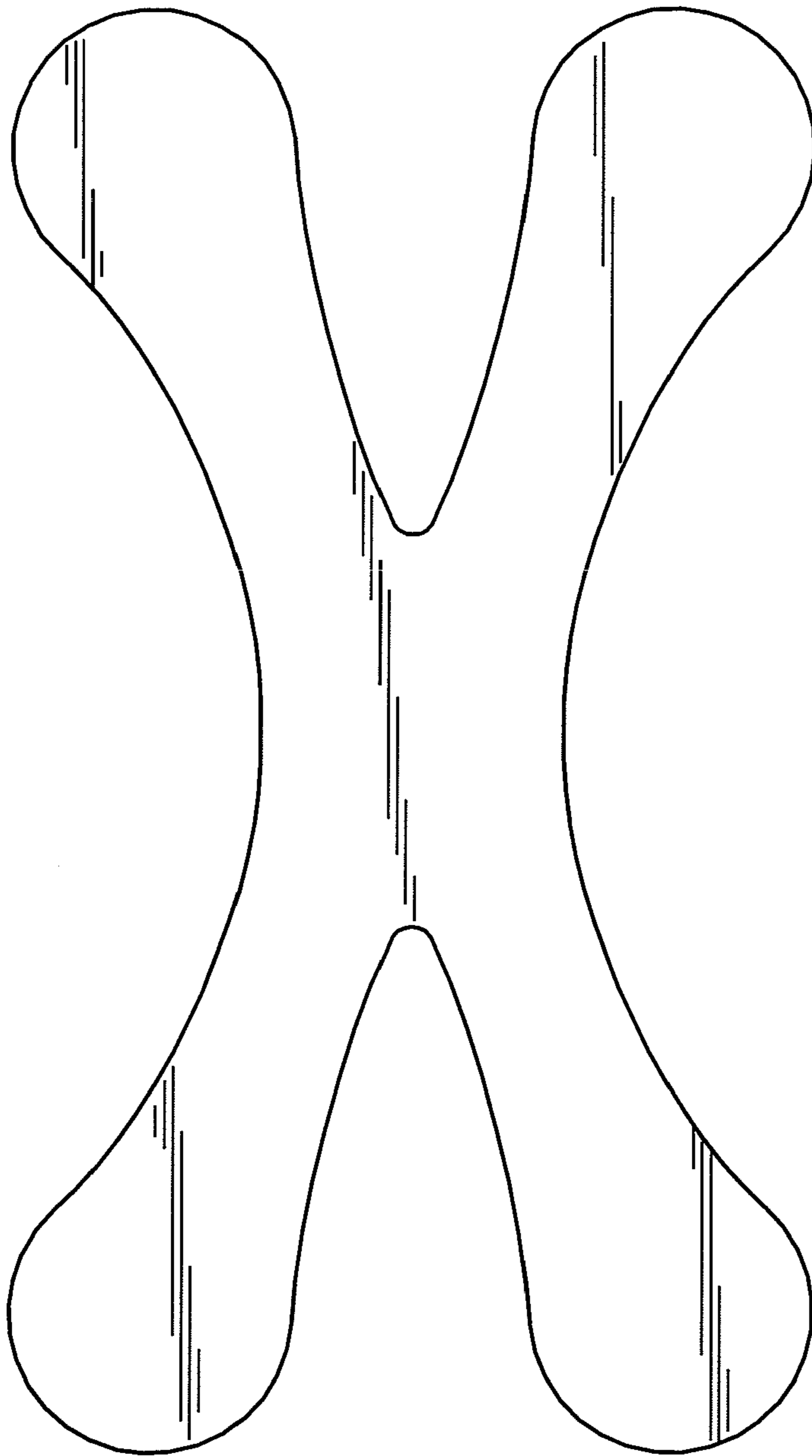


FIG. 2



FIG. 4



FIG. 3

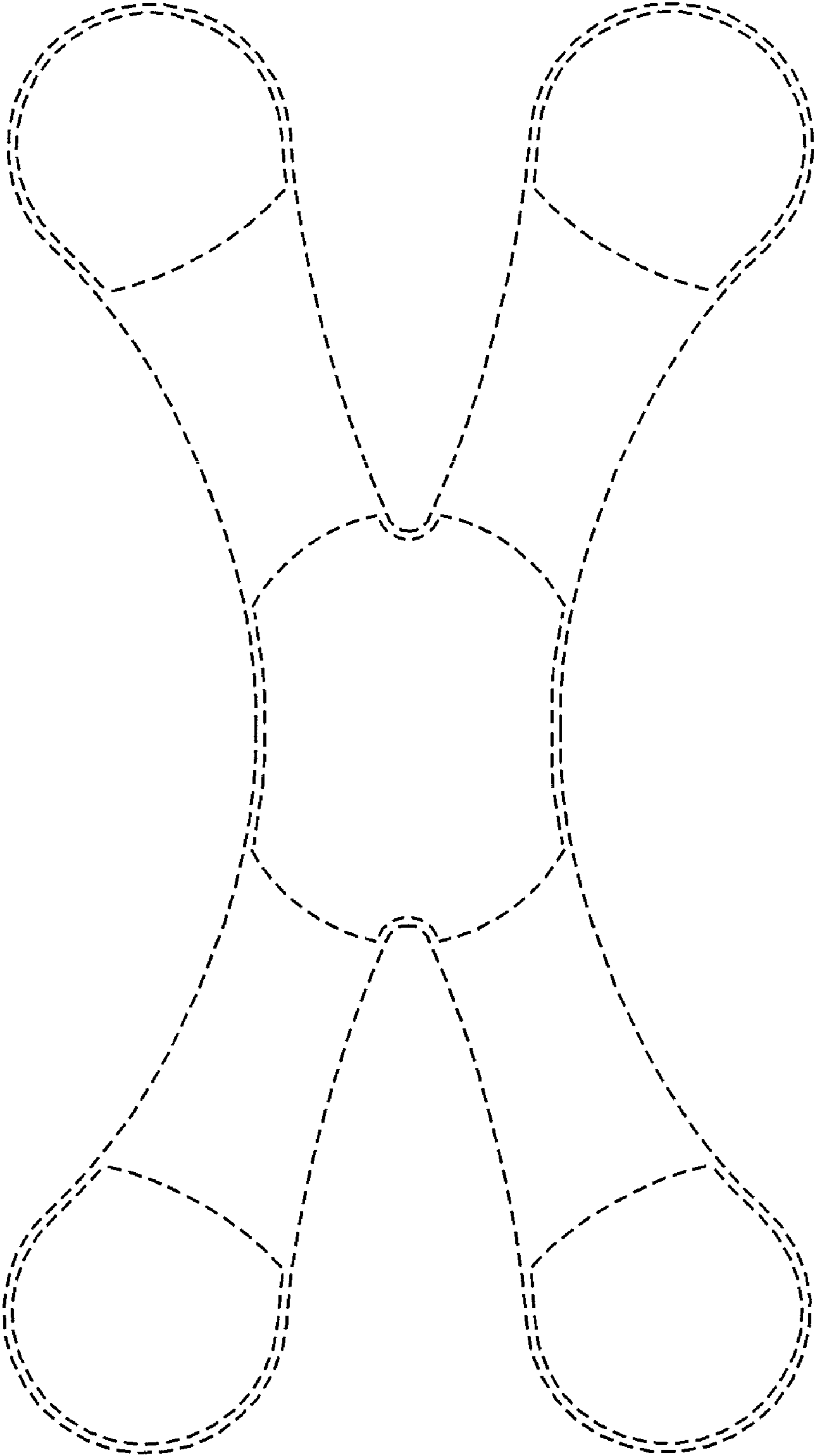


FIG. 5