

US00D663409S

(12) **United States Design Patent**
Browder

(10) **Patent No.:** **US D663,409 S**
(45) **Date of Patent:** **** Jul. 10, 2012**

(54) **COVER FOR LIGHT AND/OR FRAGRANCE
EMITTER**

(75) Inventor: **John Browder**, Argyle, TX (US)

(73) Assignee: **IDC Enchanted Lighting Company,
LLC**, Roanoke, TX (US)

(**) Term: **14 Years**

(21) Appl. No.: **29/411,814**

(22) Filed: **Jan. 26, 2012**

(51) **LOC (9) Cl.** **28-99**

(52) **U.S. Cl.** **D23/367**

(58) **Field of Classification Search** D23/355-369;
D28/5, 6; 261/DIG. 17, DIG. 42, DIG. 65,
261/DIG. 88, DIG. 89; 392/386, 390, 394,
392/395; 239/34, 44, 53, 55, 56, 326; D26/14,
D26/17, 98, 9, 22, 24; D11/131.1; D7/509,
D7/522, 524, 537

See application file for complete search history.

(56) **References Cited**

U.S. PATENT DOCUMENTS

D94,935 S *	3/1935	Wilmsen	D26/40
D298,060 S *	10/1988	Johannsen	D26/94
D333,997 S *	3/1993	Huang	D10/118
D337,614 S *	7/1993	Turner	D19/82
D345,621 S *	3/1994	McLaughlin, II	D26/127
D351,779 S *	10/1994	Allison	D3/271.3
D368,532 S *	4/1996	Jonkman et al.	D24/227
D412,369 S *	7/1999	Kumar	D26/16
D454,936 S *	3/2002	Catelli	D21/816

D462,794 S *	9/2002	Kumar	D26/11
D463,046 S *	9/2002	Kumar	D26/11
D475,445 S *	6/2003	Kumar	D23/366
D491,485 S *	6/2004	Kumar	D11/125
D553,231 S *	10/2007	Li	D23/366
D607,371 S *	1/2010	Kurtz	D11/151
D607,372 S *	1/2010	Kurtz	D11/151
D607,373 S *	1/2010	Kurtz	D11/151
D610,667 S *	2/2010	Espiritu, Jr.	D23/367
7,658,516 B2 *	2/2010	McCauley	362/351
D615,451 S *	5/2010	Kurtz	D11/151
D628,282 S *	11/2010	Espiritu, Jr.	D23/366
D638,113 S *	5/2011	Havive et al.	D23/367
D646,449 S *	10/2011	Cheng	D32/29.1

* cited by examiner

Primary Examiner — Sandra Snapp

(74) *Attorney, Agent, or Firm* — Brian Harris

(57) **CLAIM**

The ornamental design for a cover for light and/or fragrance emitter, as shown and described.

DESCRIPTION

FIG. 1 is a perspective view of a cover for light and/or fragrance emitter showing my new design;

FIG. 2 is a front view thereof;

FIG. 3 is a back view thereof;

FIG. 4 is a left side view thereof;

FIG. 5 is a right side view thereof;

FIG. 6 is a top view thereof; and,

FIG. 7 is a bottom view thereof.

The broken lines form no part of the claimed design.

1 Claim, 7 Drawing Sheets



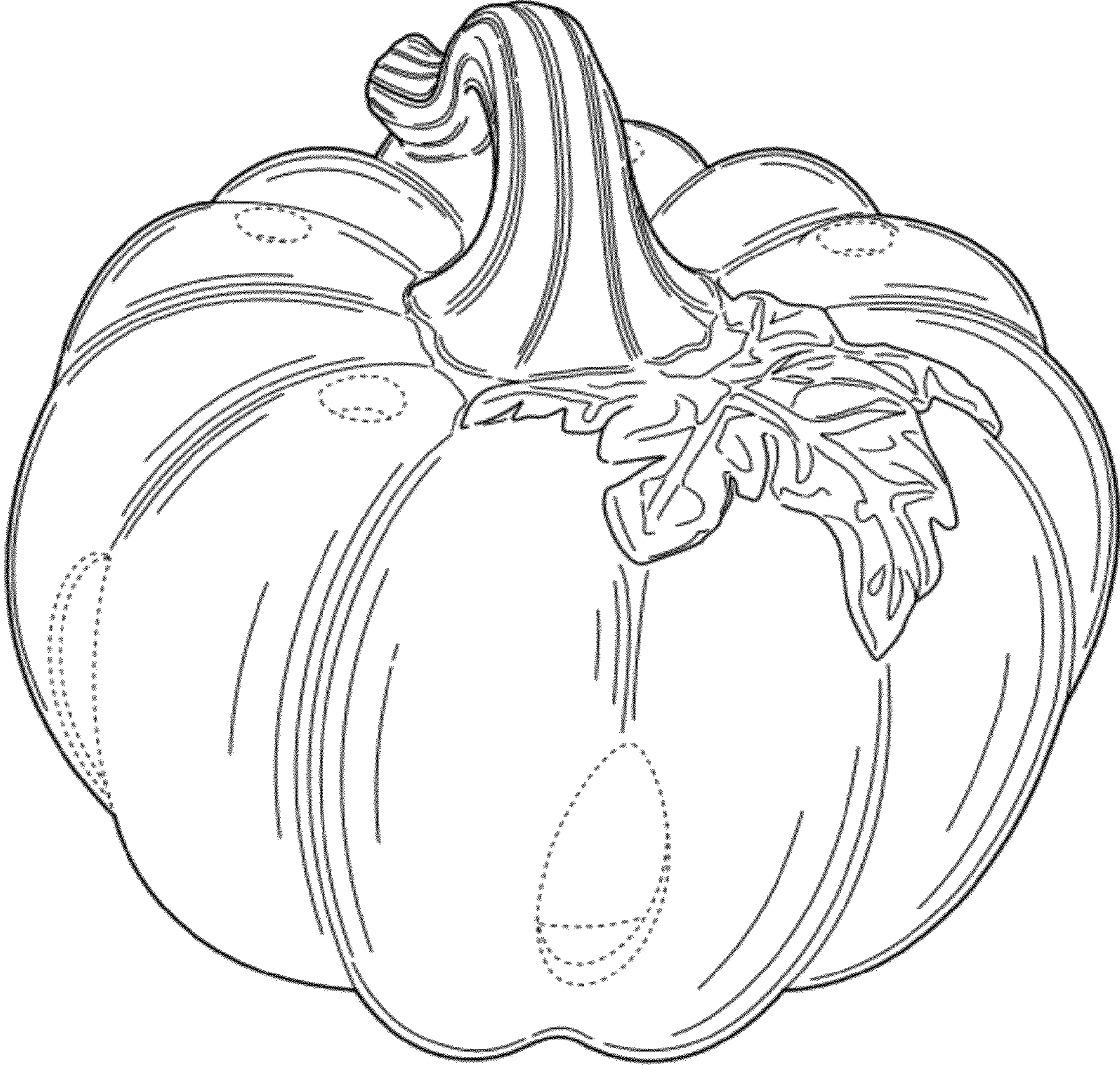


FIG. 1




FIG. 2




FIG. 3

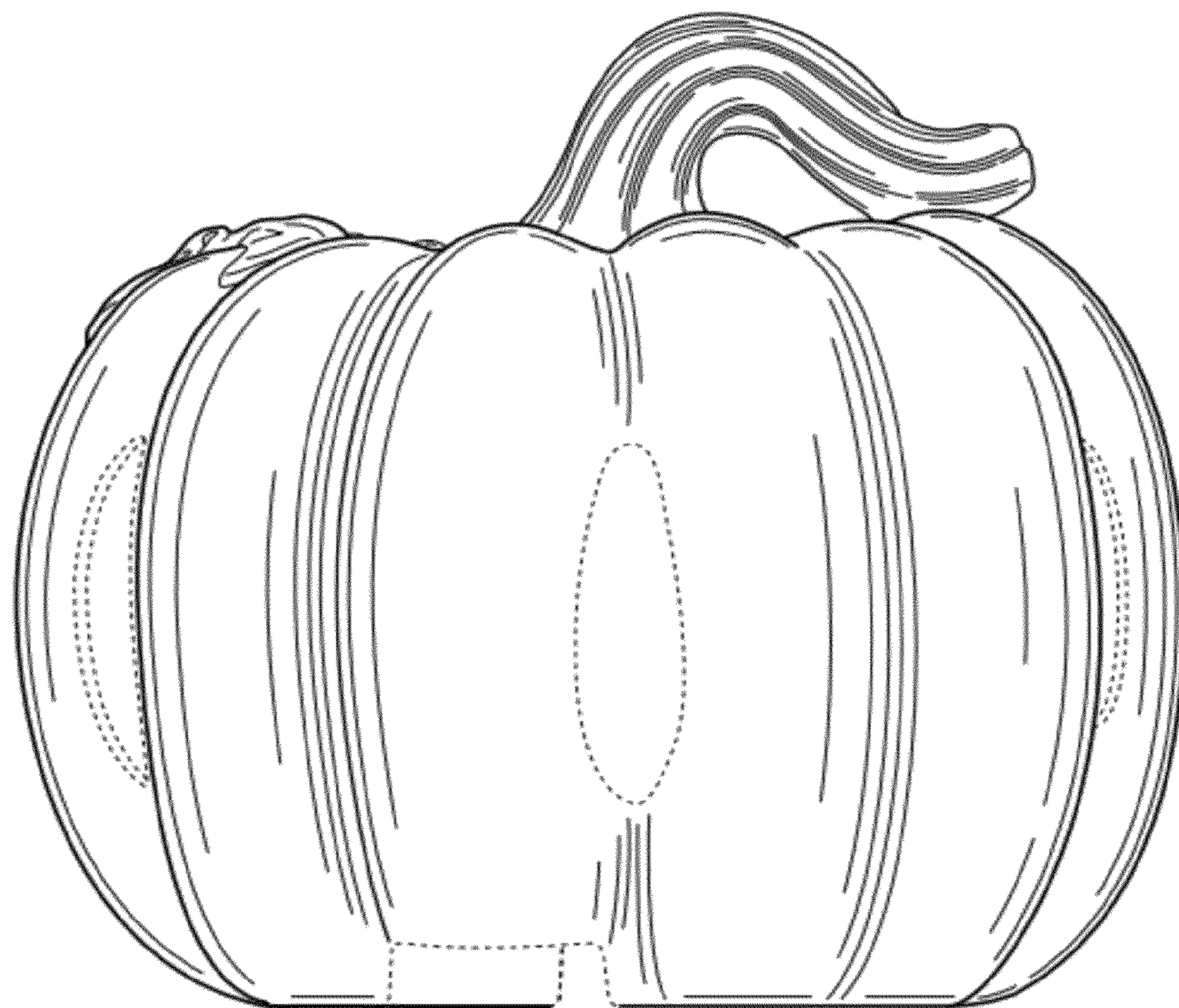


FIG. 4

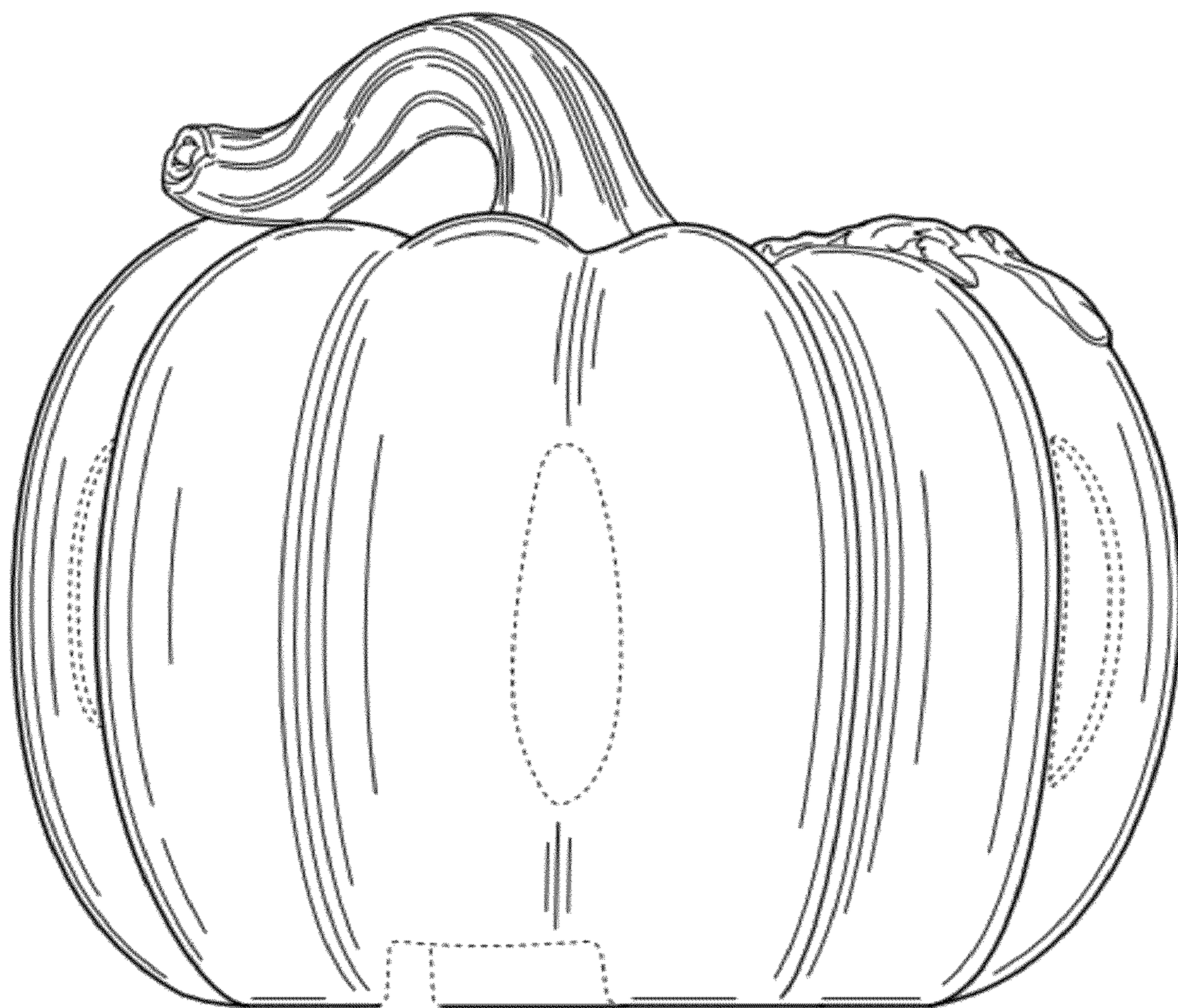


FIG. 5




FIG. 6

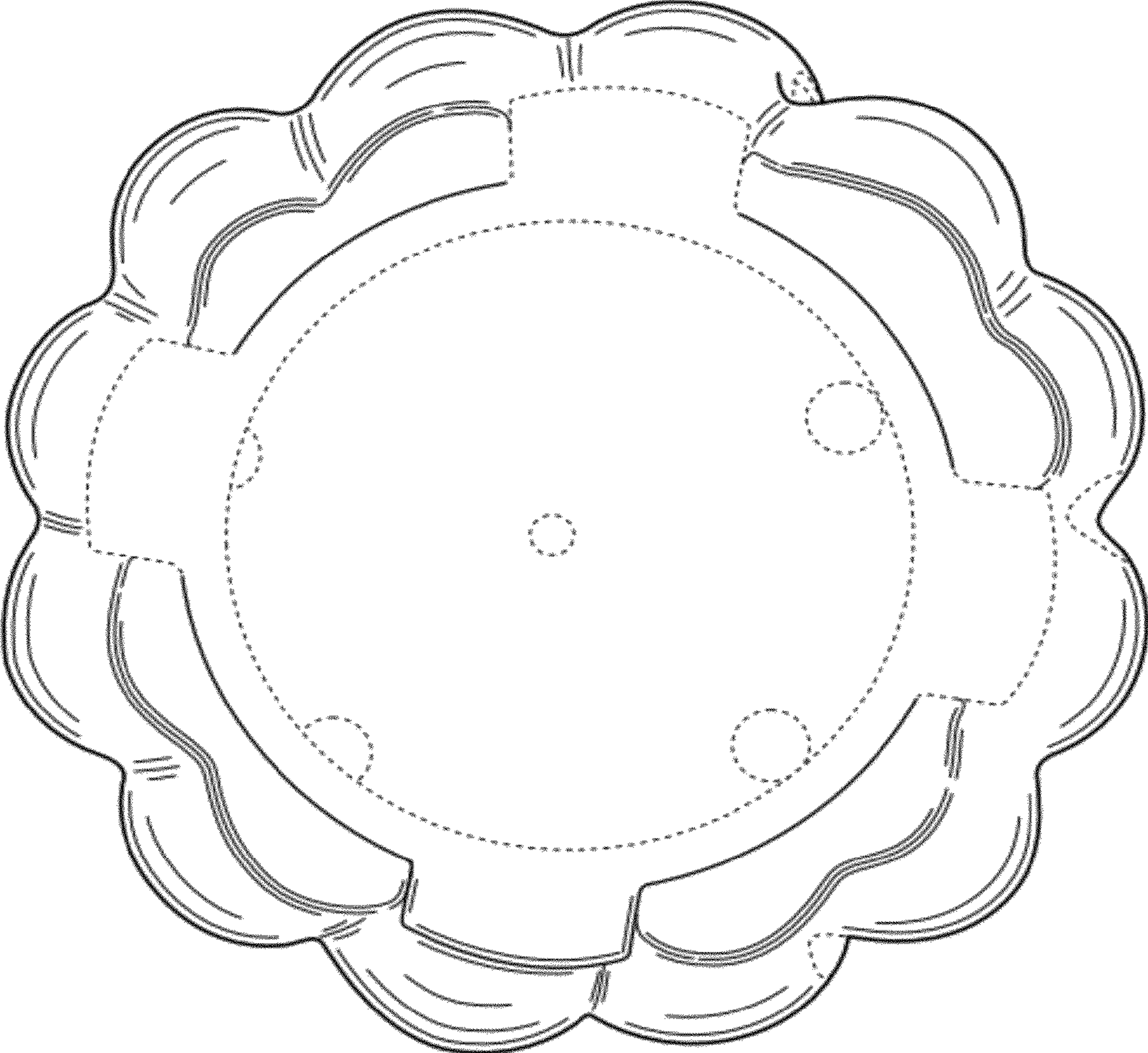


FIG. 7