



US00D663405S

(12) **United States Design Patent**
Browder

(10) **Patent No.:** **US D663,405 S**

(45) **Date of Patent:** **** Jul. 10, 2012**

(54) **COVER FOR LIGHT AND/OR FRAGRANCE
EMITTER**

(75) Inventor: **John Browder**, Argyle, TX (US)

(73) Assignee: **IDC Enchanted Lighting Company,
LLC**, Roanoke, TX (US)

(**) Term: **14 Years**

(21) Appl. No.: **29/411,668**

(22) Filed: **Jan. 25, 2012**

(51) **LOC (9) Cl.** **28-99**

(52) **U.S. Cl.** **D23/366**

(58) **Field of Classification Search** D23/355-369;
D28/5, 6; 261/DIG. 17, DIG. 42, DIG. 65,
261/DIG. 88, DIG. 89; 392/386, 390, 394,
392/395; 239/34, 44, 53, 55, 56, 326; D26/14,
D26/17, 98, 9, 22, 24; D11/131.1; D7/509,
D7/522, 524, 537

See application file for complete search history.

(56) **References Cited**

U.S. PATENT DOCUMENTS

2,775,006	A *	12/1956	Kranc	422/125
D256,959	S *	9/1980	Hall	D22/120
D257,907	S *	1/1981	Hall	D22/120
D288,842	S *	3/1987	Kwiatkowski	D23/366
D319,781	S *	9/1991	Halm et al.	D32/29.1
D392,032	S *	3/1998	Zaragoza et al.	D23/369
D447,256	S *	8/2001	Ratia	D26/9
D454,190	S *	3/2002	Trocola	D23/366
6,419,122	B1 *	7/2002	Chown	222/162

D475,445	S *	6/2003	Kumar	D23/366
D509,893	S *	9/2005	Sevy	D23/366
D535,002	S *	1/2007	Caserta et al.	D23/366
D535,376	S *	1/2007	Michaels et al.	D23/366
D536,081	S *	1/2007	Steinel	D23/366
D544,084	S *	6/2007	Michaels et al.	D23/366
D603,034	S *	10/2009	Thompson	D23/366
D611,587	S *	3/2010	Dineen	D23/366
D614,277	S *	4/2010	Hsiao	D23/366
D621,494	S *	8/2010	Li	D23/366
D622,835	S *	8/2010	Mendheim	D23/364
D631,149	S *	1/2011	Fis-Menache	D23/395
D632,378	S *	2/2011	Deflorian et al.	D23/366
D652,131	S *	1/2012	Ritzenhoff	D23/366

* cited by examiner

Primary Examiner — Sandra Snapp

(74) *Attorney, Agent, or Firm* — Brian Harris

(57) **CLAIM**

The ornamental design for a cover for light and/or fragrance emitter, as shown and described.

DESCRIPTION

FIG. 1 is a perspective view of a cover for light and/or fragrance emitter showing my new design;

FIG. 2 is a front view thereof;

FIG. 3 is a left side view thereof, the right side view being a mirror image thereof;

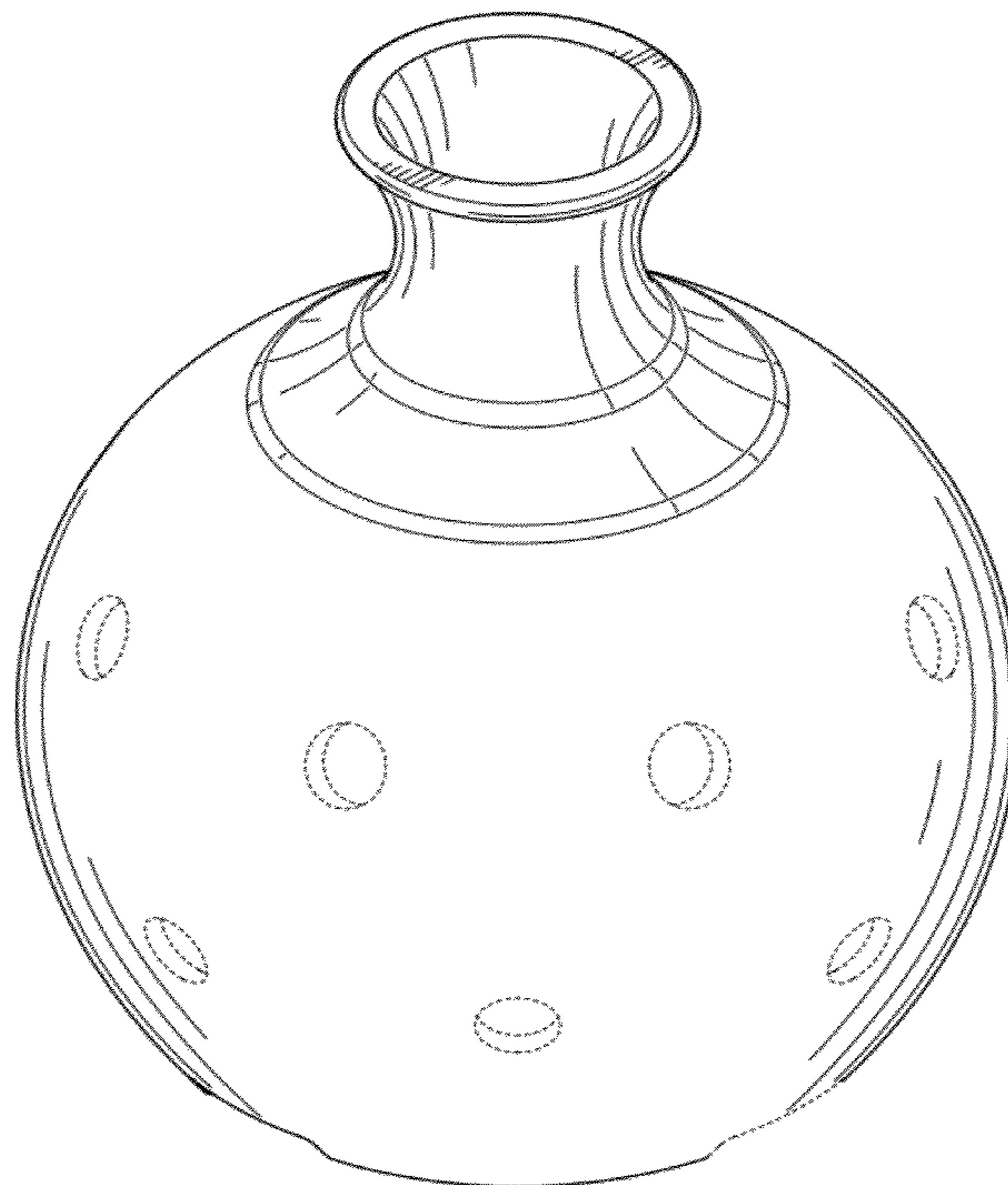
FIG. 4 is a back view thereof;

FIG. 5 is a top view thereof; and,

FIG. 6 is a bottom view thereof.

The broken lines form no part of the claimed design.

1 Claim, 6 Drawing Sheets



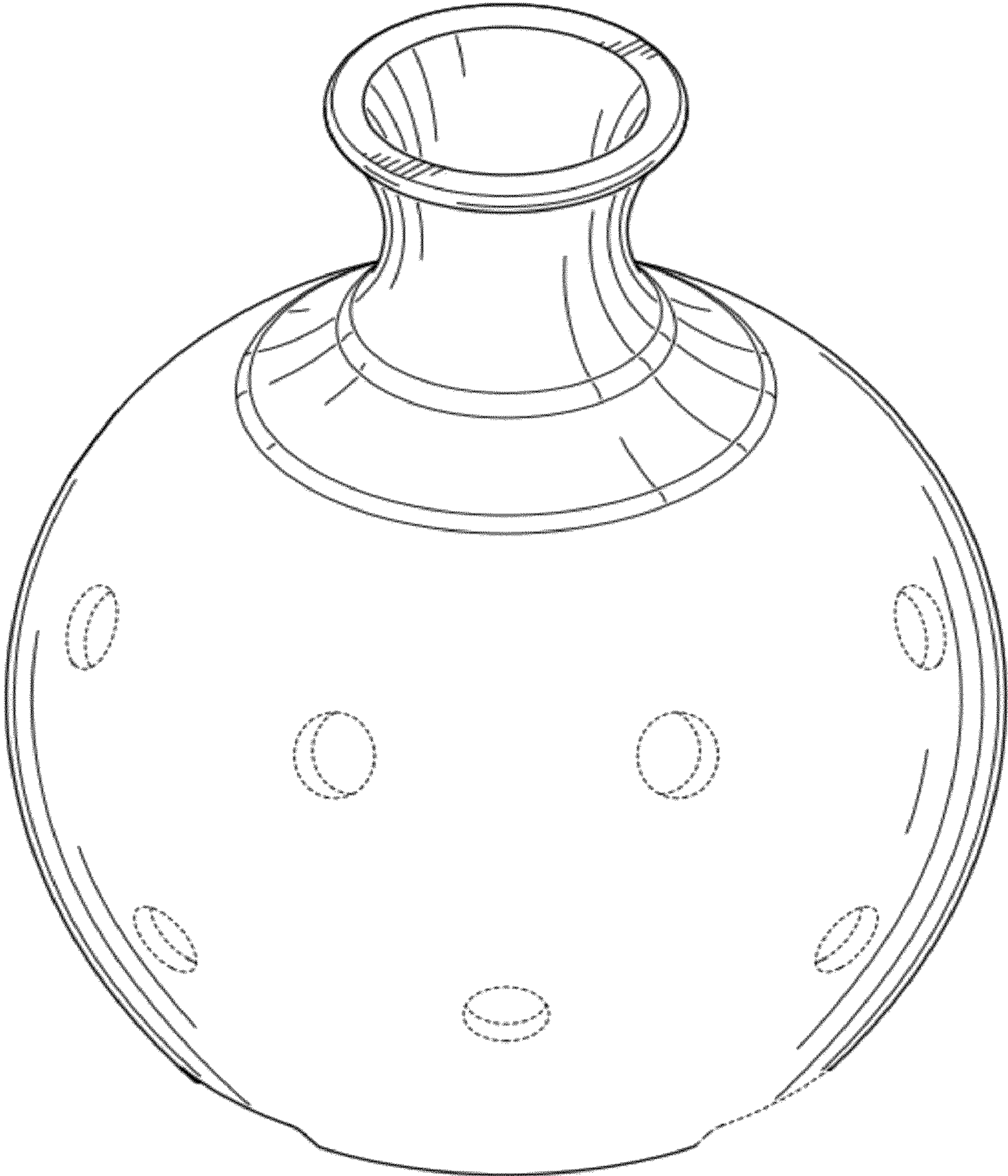


FIG. 1

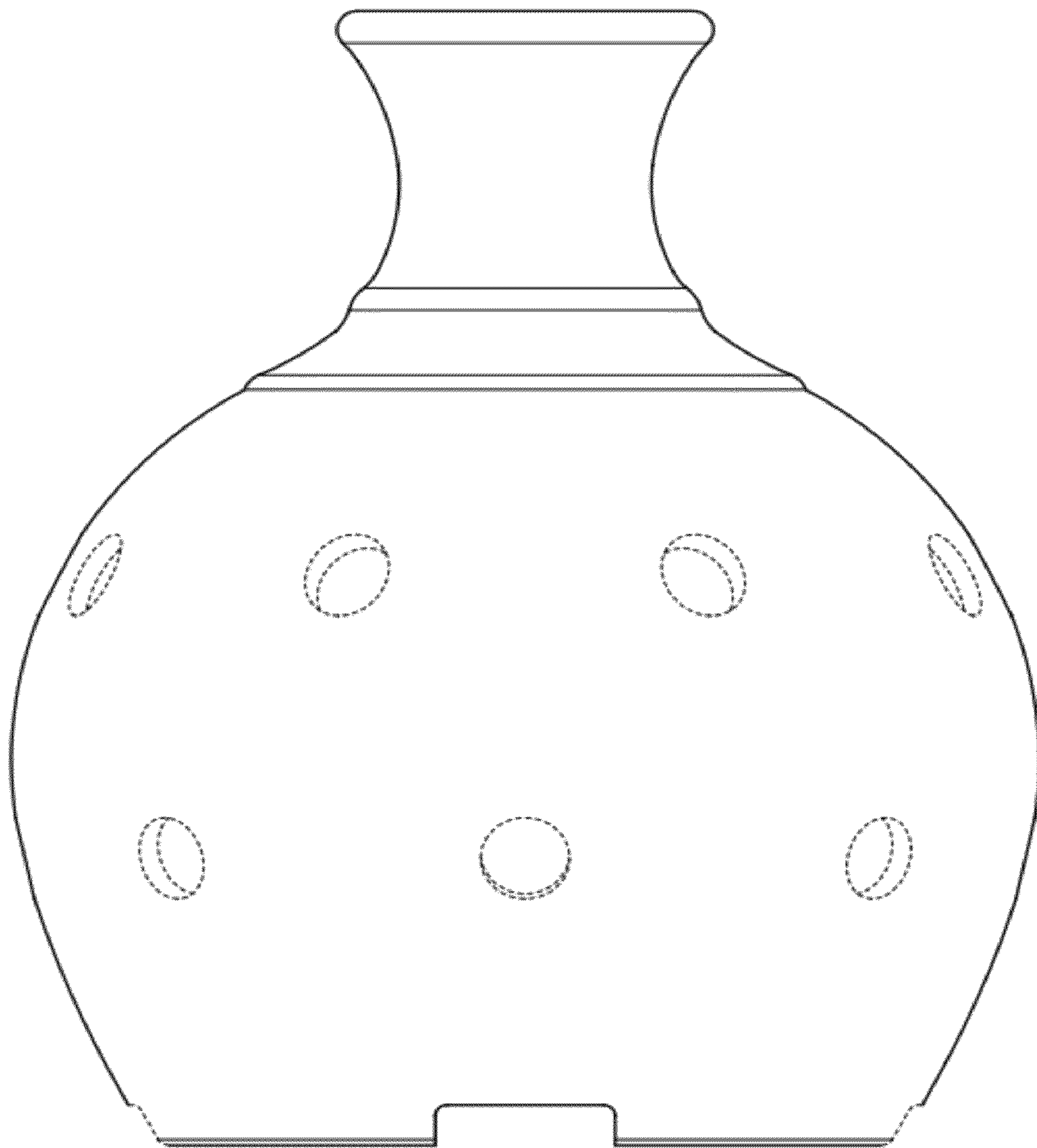


FIG. 2

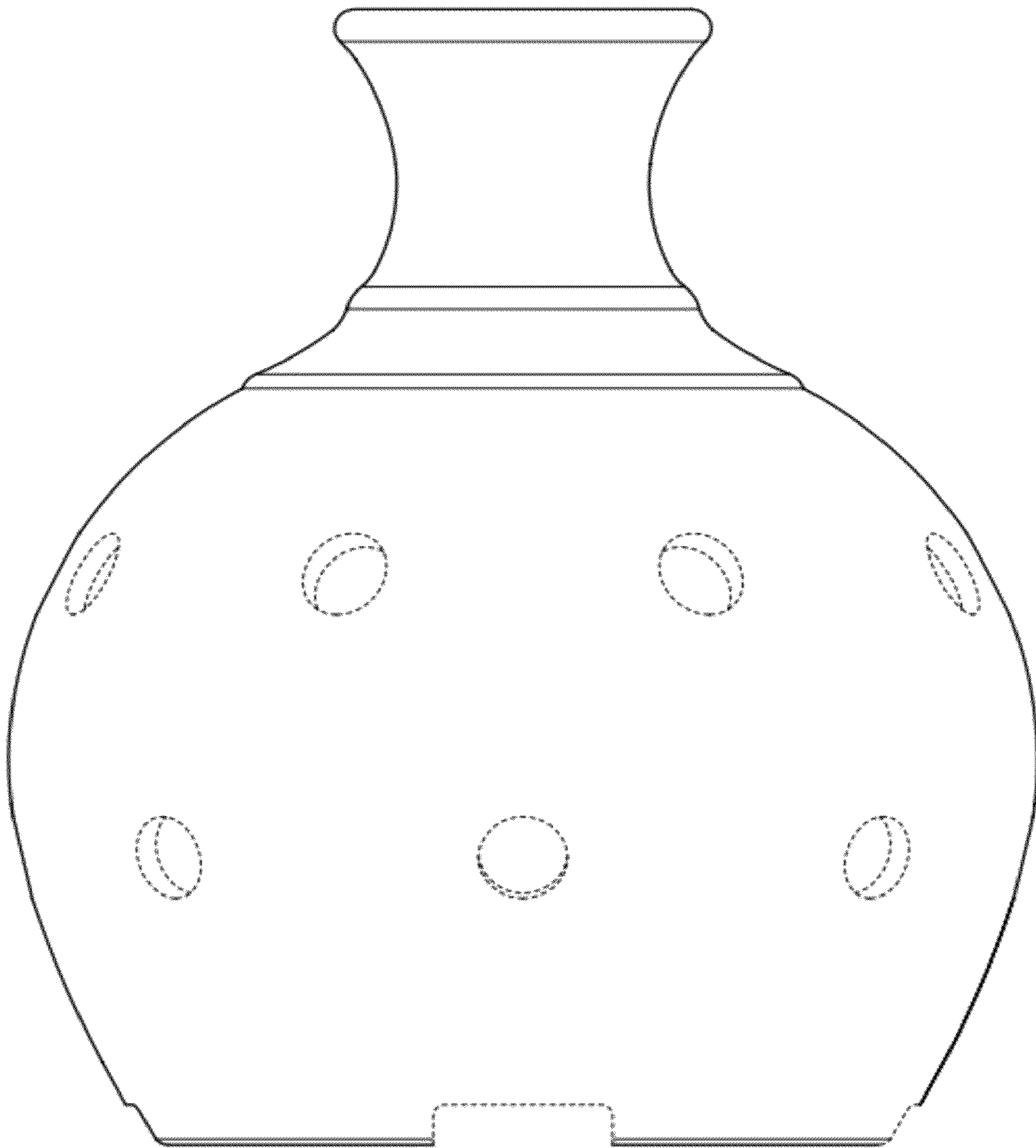


FIG. 3

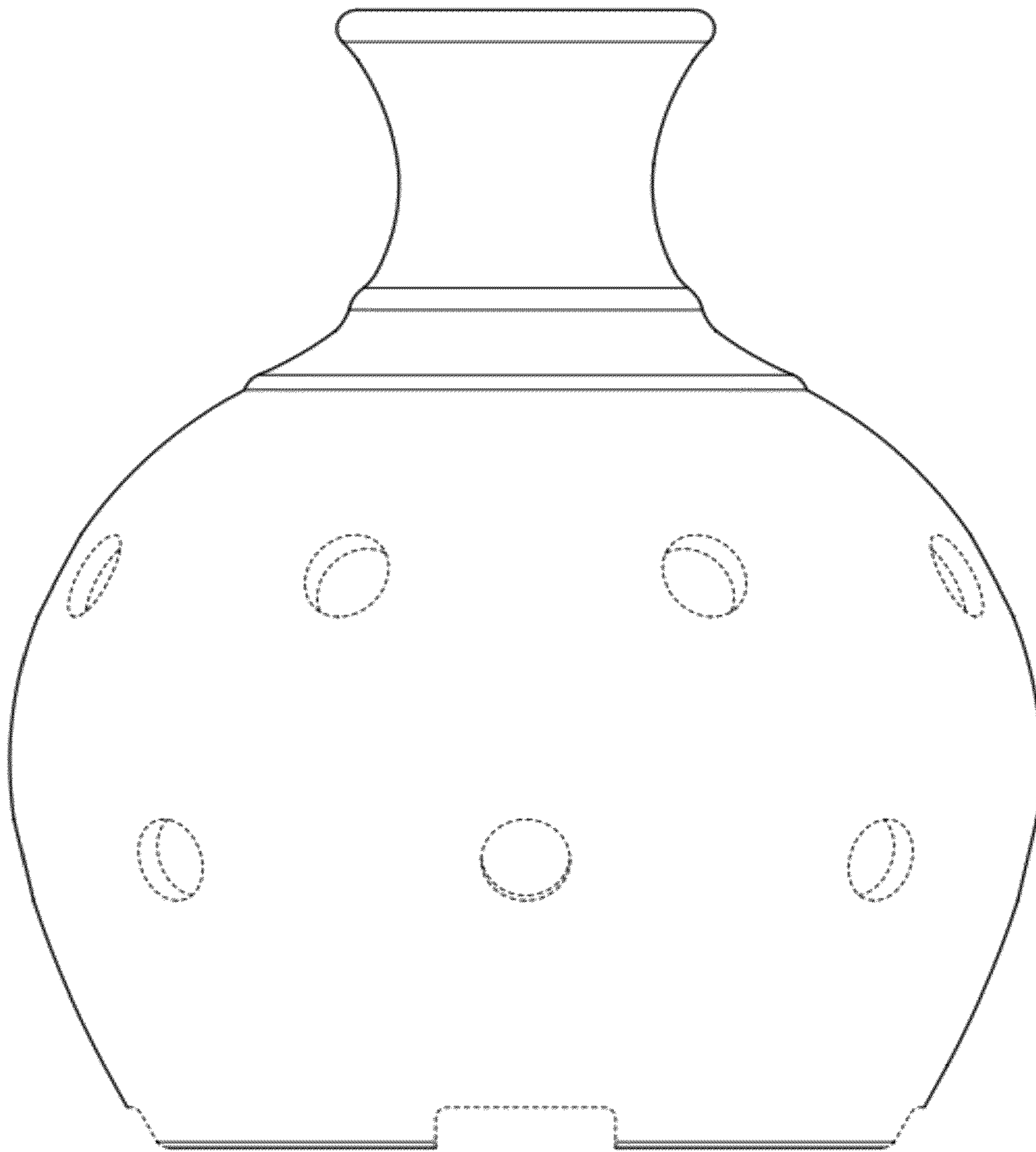


FIG. 4

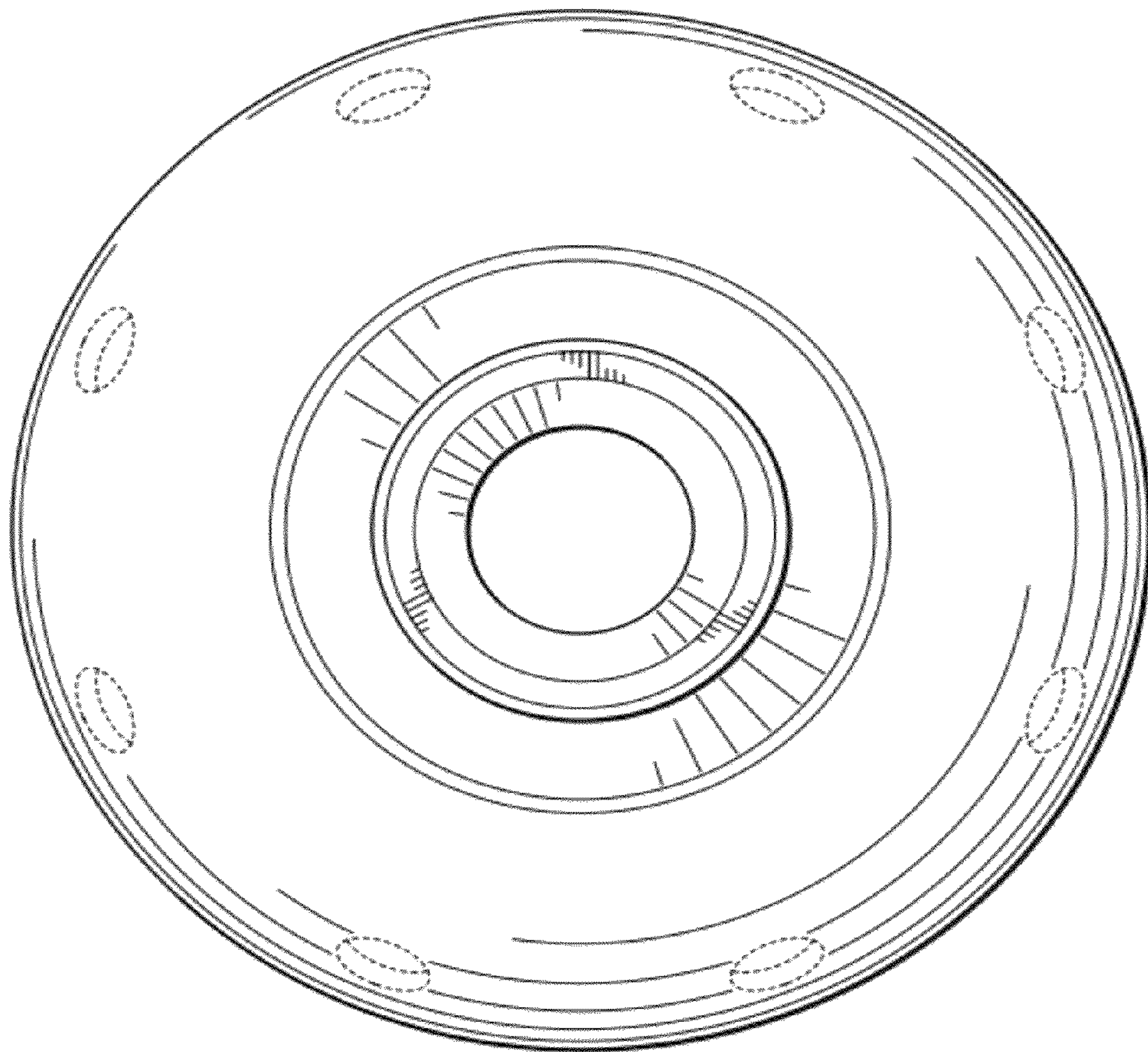


FIG. 5

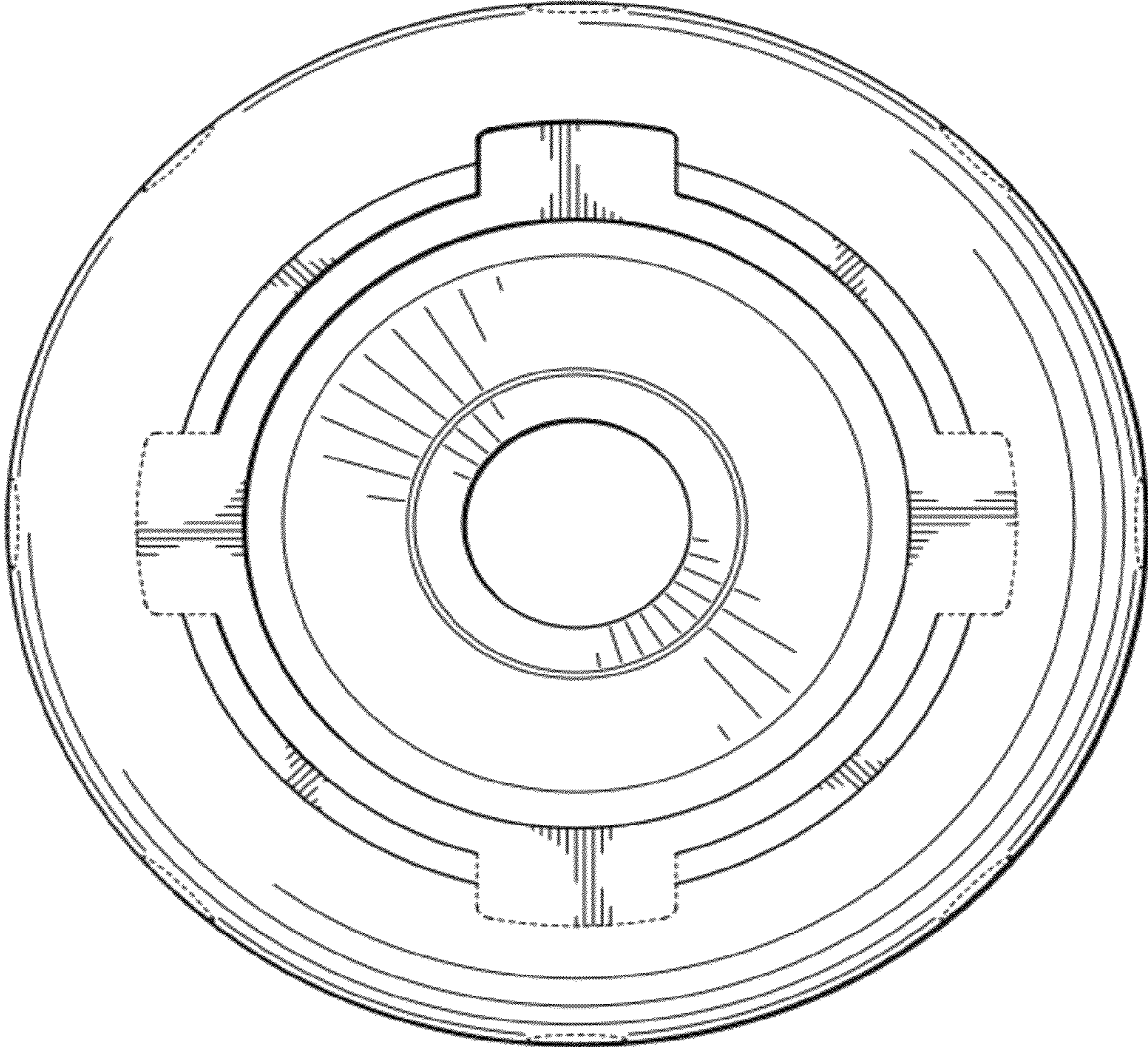


FIG. 6