



US00D663333S

(12) **United States Design Patent**
Kitano et al.

(10) **Patent No.:** **US D663,333 S**
(45) **Date of Patent:** **** Jul. 10, 2012**

(54) **AUTONOMOUS MOBILE ROBOT**
(75) Inventors: **Yukihiko Kitano**, Hyogo (JP); **Shoichi Kobayashi**, Hyogo (JP); **Mizuho Sakakibara**, Tokyo (JP); **Hajime Kawano**, Osaka (JP); **Tatsuo Sakai**, Osaka (JP); **Hiroyuki Uematsu**, Osaka (JP); **Shintaro Kinoshita**, Nara (JP); **Ryosuke Murai**, Osaka (JP)

D644,256 S * 8/2011 Kitano et al. D15/199
D644,257 S * 8/2011 Kitano et al. D15/199
D647,260 S * 10/2011 Hollis et al. D32/21
D655,873 S * 3/2012 Jin D32/21
D657,921 S * 4/2012 Lee D32/21
2009/0169347 A1* 7/2009 Teng et al. 414/401

(73) Assignee: **Panasonic Corporation**, Osaka (JP)

(**) Term: **14 Years**

(21) Appl. No.: **29/413,899**

(22) Filed: **Feb. 22, 2012**

(30) **Foreign Application Priority Data**

Aug. 25, 2011 (JP) 2011-019248

(51) **LOC (9) Cl.** **15-99**

(52) **U.S. Cl.** **D15/199**

(58) **Field of Classification Search** D6/396,
D6/397; D15/199; D20/21, 31, 99; D21/59,
D21/578-583, 593, 621, 622; D25/16; D32/21;
180/8.6; 318/568.12, 568.2; 364/424.02;
446/268-274, 280, 285, 289-292, 294, 297-303,
446/353-355, 376-384

See application file for complete search history.

(56) **References Cited**

U.S. PATENT DOCUMENTS

4,717,364 A * 1/1988 Furukawa 446/175
5,324,948 A * 6/1994 Dudar et al. 250/379
D572,239 S * 7/2008 Hoehn et al. D14/218
D630,808 S * 1/2011 Dye et al. D32/21
D635,603 S * 4/2011 Paz Rodriguez D15/199

FOREIGN PATENT DOCUMENTS

JP D1106716 4/2001
JP D1183574 9/2003
JP D1183972 9/2003
JP D1196888 2/2004
JP D1256044 11/2005

* cited by examiner

Primary Examiner — Patricia Palasik

(74) *Attorney, Agent, or Firm* — Brinks Hofer Gilson & Lione

(57) **CLAIM**

We claim the ornamental design for an autonomous mobile robot, as shown and described.

DESCRIPTION

FIG. 1 is a front perspective view of an autonomous mobile robot of the present invention;
FIG. 2 is a front view thereof;
FIG. 3 is a rear view thereof;
FIG. 4 is a first side view thereof;
FIG. 5 is a second side view thereof;
FIG. 6 is a top view thereof; and,
FIG. 7 is a bottom view thereof.

The broken lines shown represent unclaimed subject matter and form no part of the claimed design. Additionally, the unevenly broken lines in the drawings define the limits of the claimed design.

1 Claim, 7 Drawing Sheets

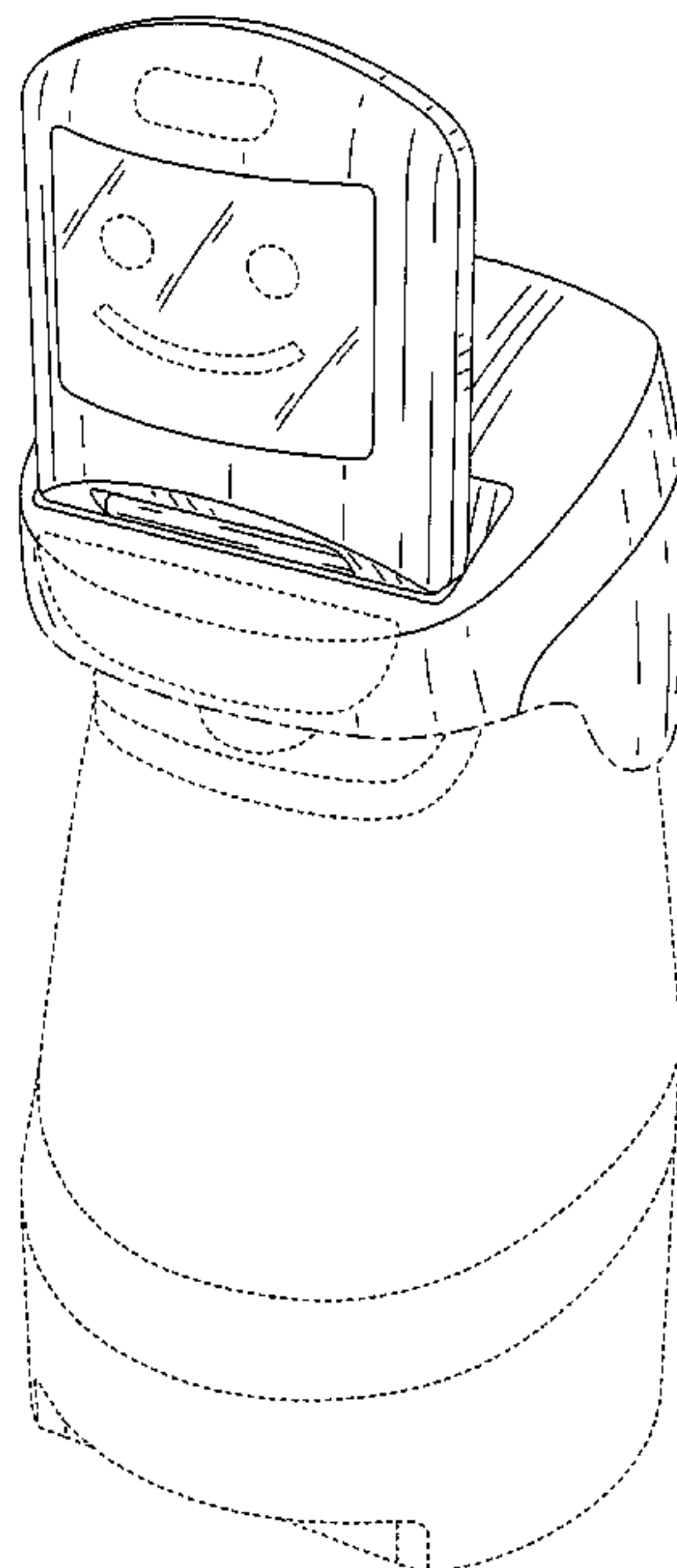


FIG.1

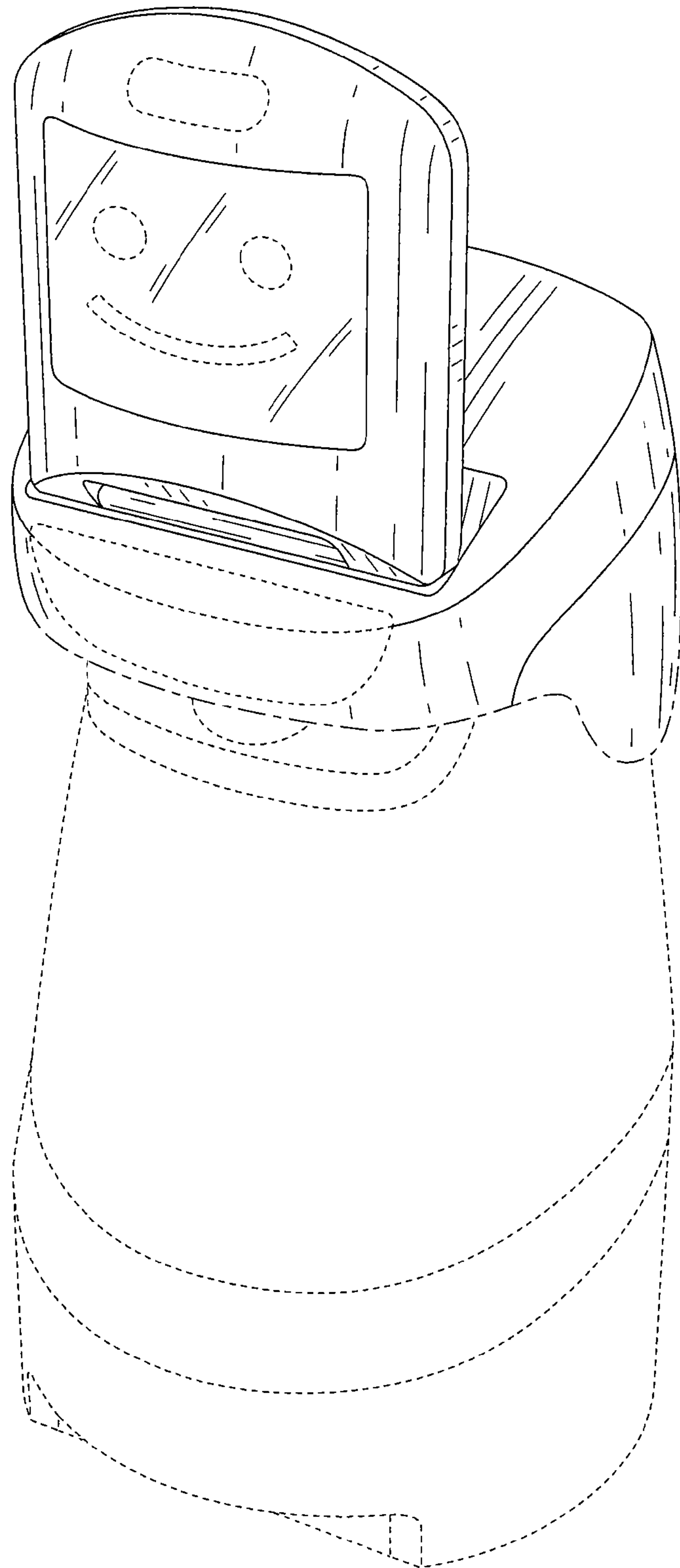


FIG.2

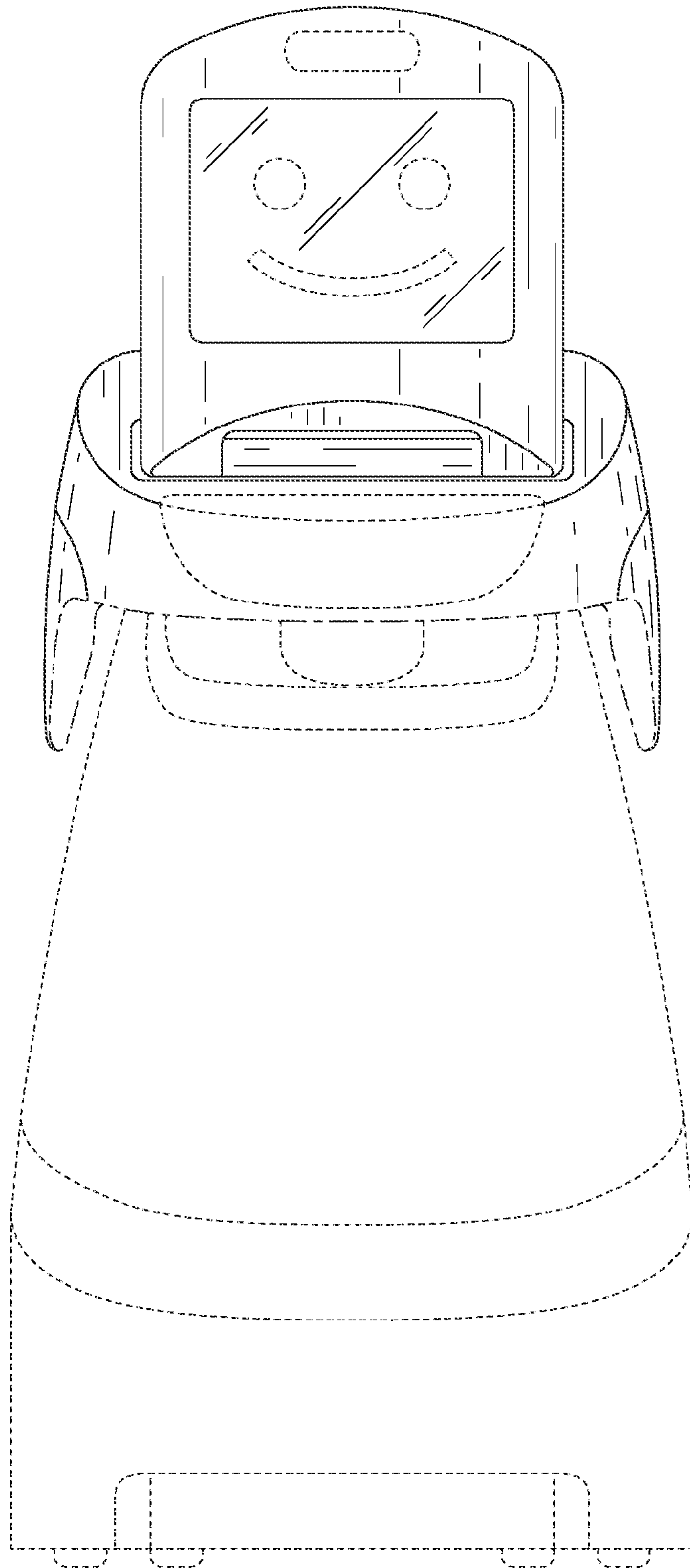


FIG.3

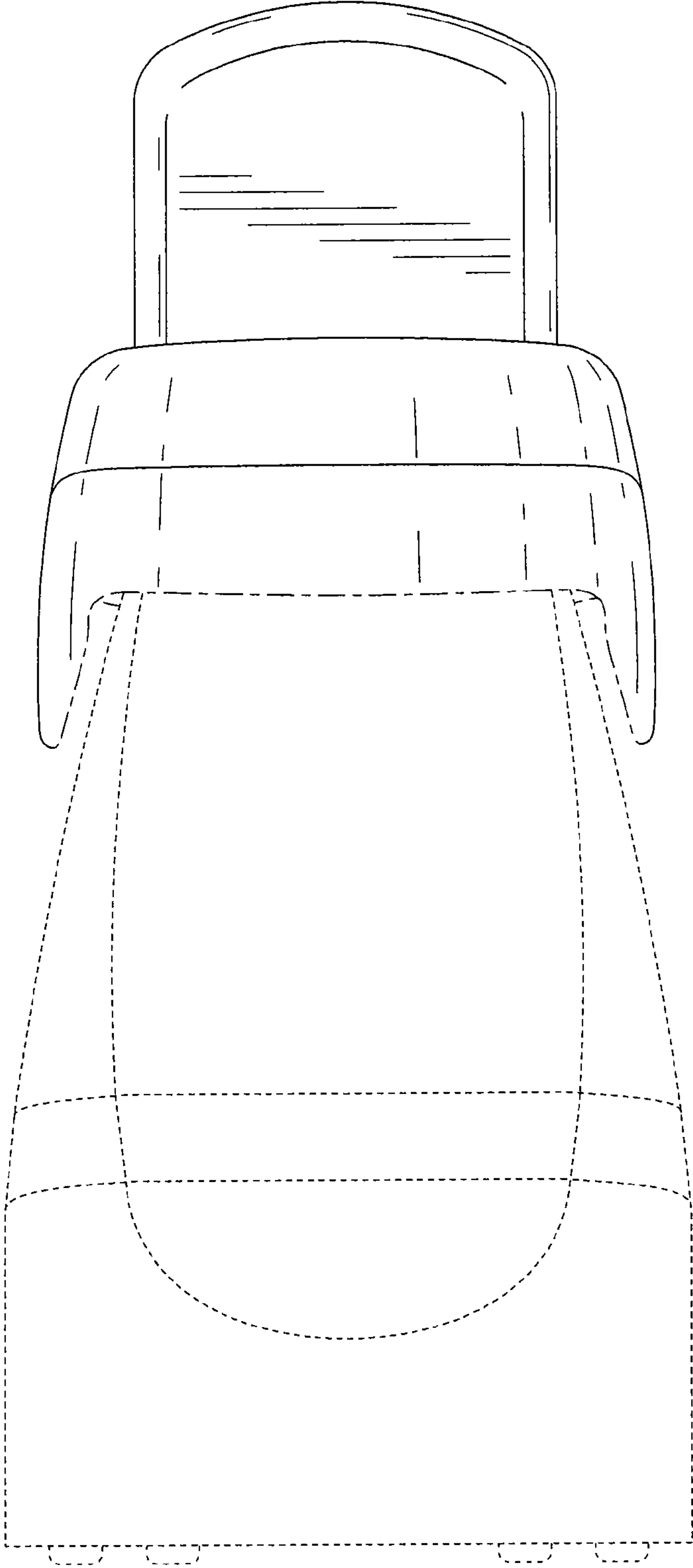


FIG.4

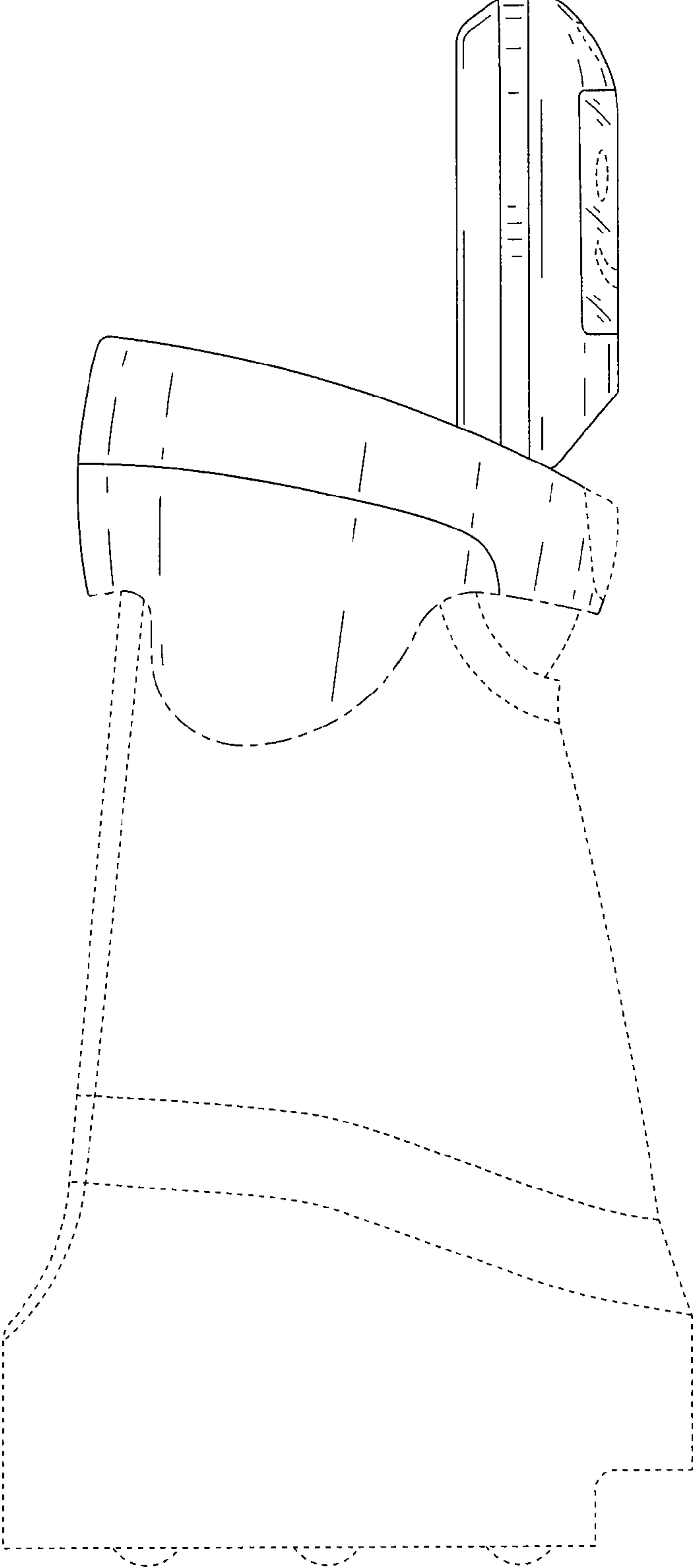


FIG.5

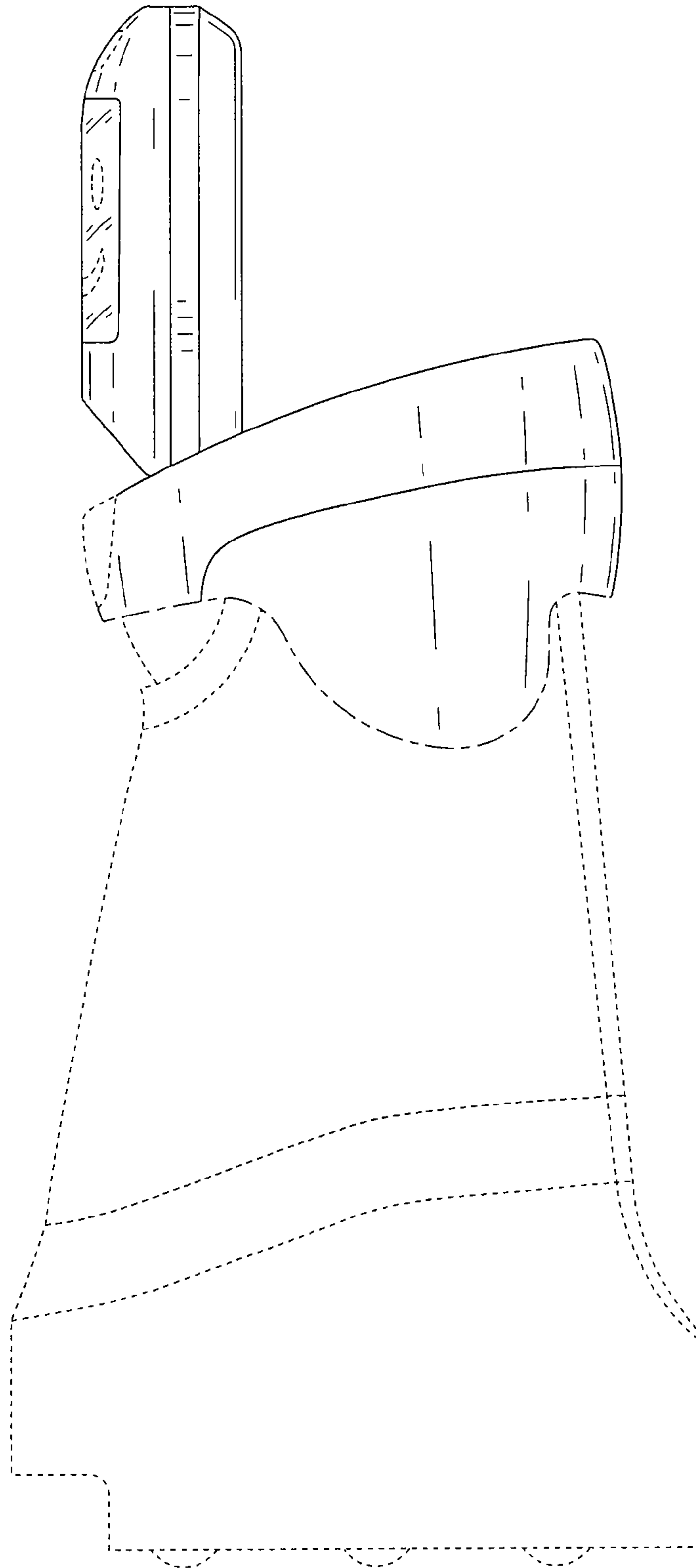


FIG.6

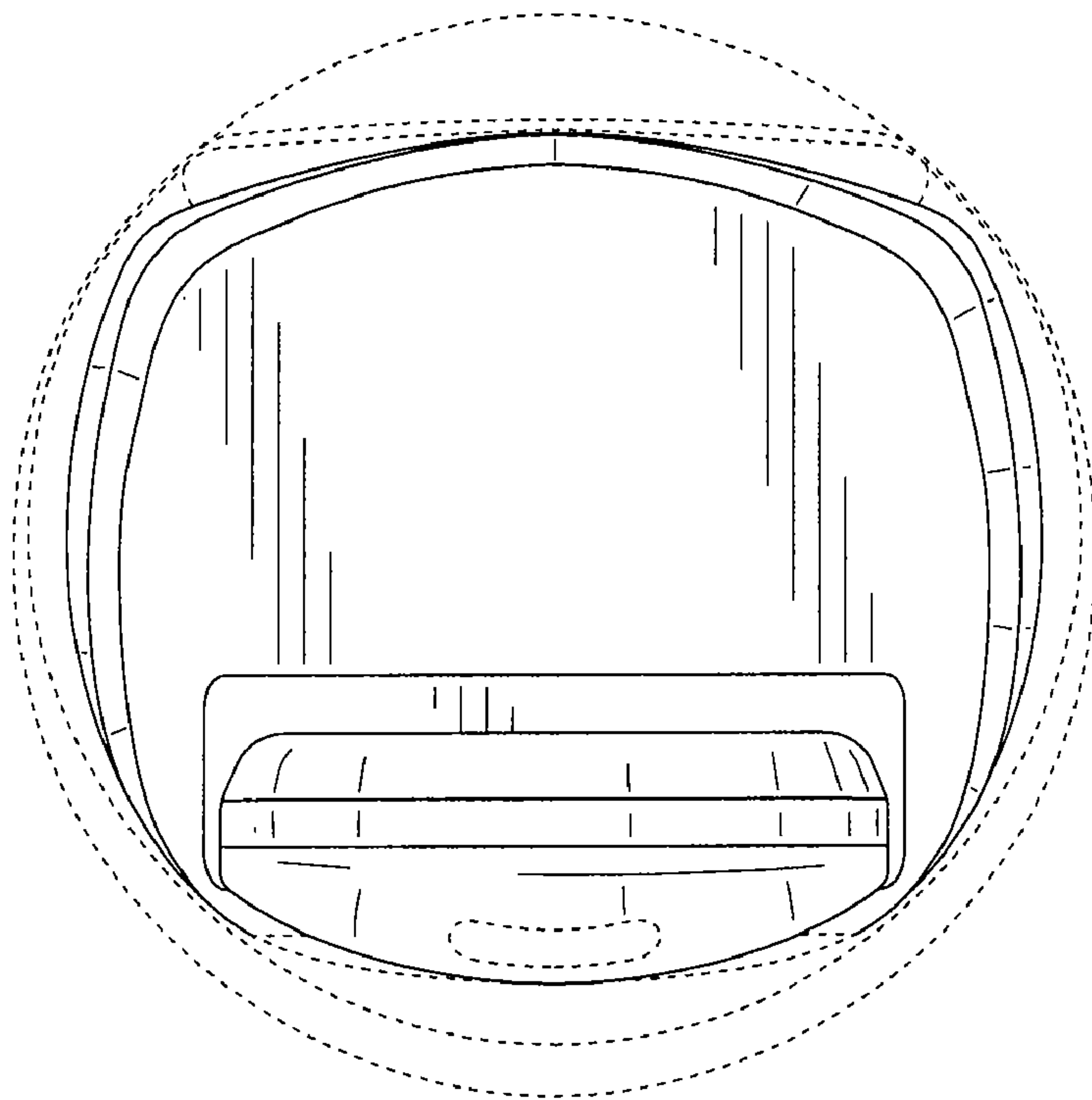


FIG.7

