

US00D663301S

(12) **United States Design Patent**
Lien

(10) **Patent No.:** **US D663,301 S**
(45) **Date of Patent:** **** Jul. 10, 2012**

(54) **ELECTROMAGNETIC INPUT DEVICE**

(75) Inventor: **Chien-Chia Lien**, Hsin-Chu (TW)

(73) Assignee: **Waltop International Corporation**,
Hsin-Chu (TW)

(**) Term: **14 Years**

(21) Appl. No.: **29/413,346**

(22) Filed: **Feb. 14, 2012**

(30) **Foreign Application Priority Data**

Dec. 9, 2011 (TW) 100306715

(51) **LOC (9) Cl.** **14-02**

(52) **U.S. Cl.** **D14/411**

(58) **Field of Classification Search** D8/61;
D14/411; D19/35, 36, 41-51, 54-58; 401/55,
401/99, 100, 104-107, 196, 197, 202, 208,
401/209, 213, 192, 195, 243; 708/107; 345/179,
345/173; 178/19.01; 700/94

See application file for complete search history.

(56) **References Cited**

U.S. PATENT DOCUMENTS

D390,872 S * 2/1998 Sunaga D19/36
D440,603 S * 4/2001 Restrepo D19/51
D458,635 S * 6/2002 Boyle et al. D19/36
D497,179 S * 10/2004 Chen D19/36

D497,387 S * 10/2004 Cetera D19/36
D509,850 S * 9/2005 Bhavnani D19/36
7,319,458 B2 * 1/2008 An et al. 345/173
D562,382 S * 2/2008 Qiu D19/35
D583,413 S * 12/2008 Li D19/49
D602,527 S * 10/2009 Heck et al. D19/51
D628,640 S * 12/2010 Wang D19/50
D630,219 S * 1/2011 Fujino et al. D14/411
D634,747 S * 3/2011 Wong et al. D14/411
D644,227 S * 8/2011 Son D14/411
D647,966 S * 11/2011 Koch D19/51
D655,292 S * 3/2012 Nakata D14/411

* cited by examiner

Primary Examiner — Austin Murphy

(74) *Attorney, Agent, or Firm* — Muncy, Geissler, Olds &
Lowe, PLLC

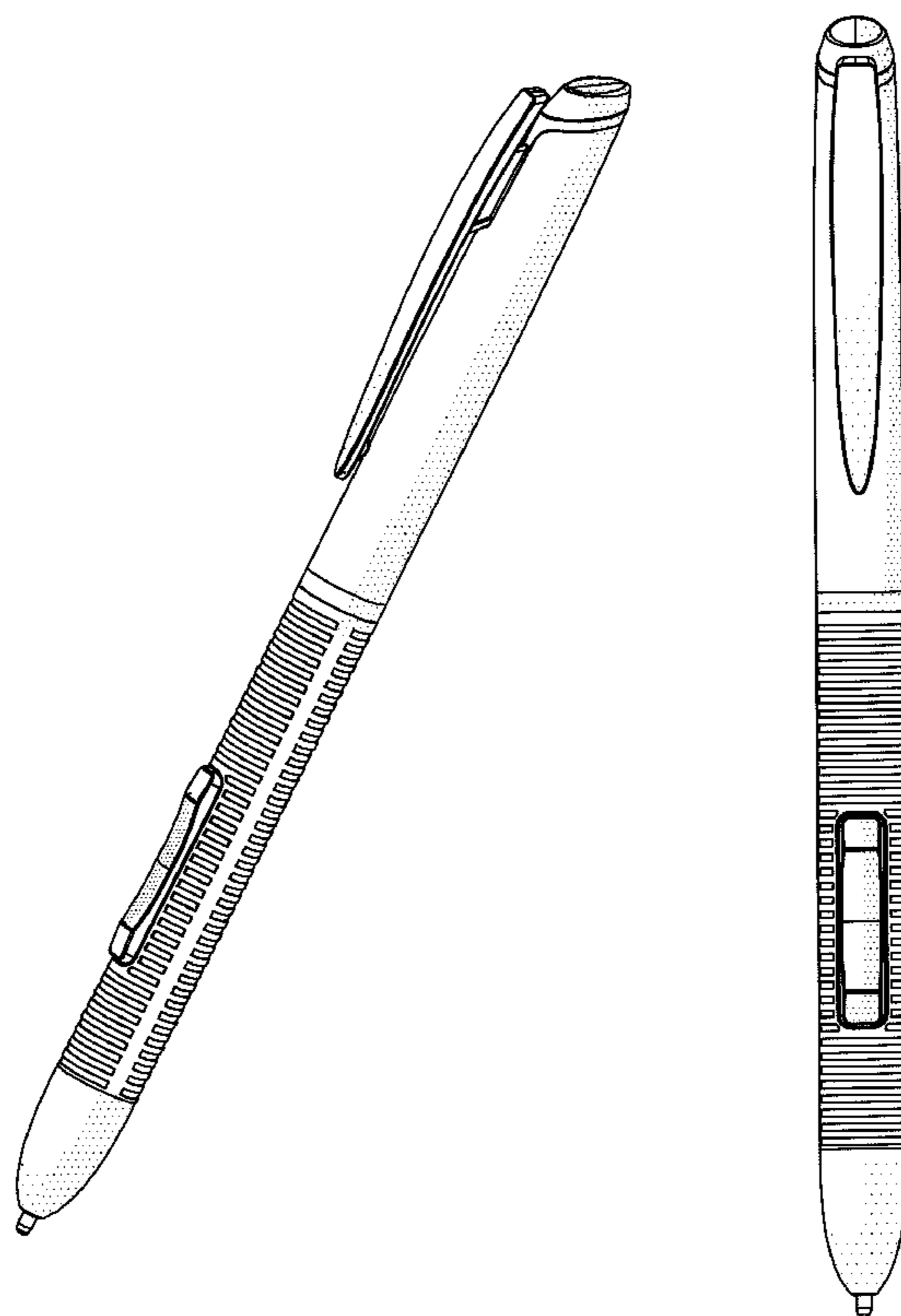
(57) **CLAIM**

I claim the ornamental design for an electromagnetic input device, as shown and described.

DESCRIPTION

FIG. 1 is a perspective view of a design for an electromagnetic input device showing our new design;
FIG. 2 is a front elevational view thereof;
FIG. 3 is a rear elevational view thereof;
FIG. 4 is a left side elevational view thereof;
FIG. 5 is a right side elevational view thereof;
FIG. 6 is a top plan view thereof; and,
FIG. 7 is a bottom plan view thereof.

1 Claim, 7 Drawing Sheets



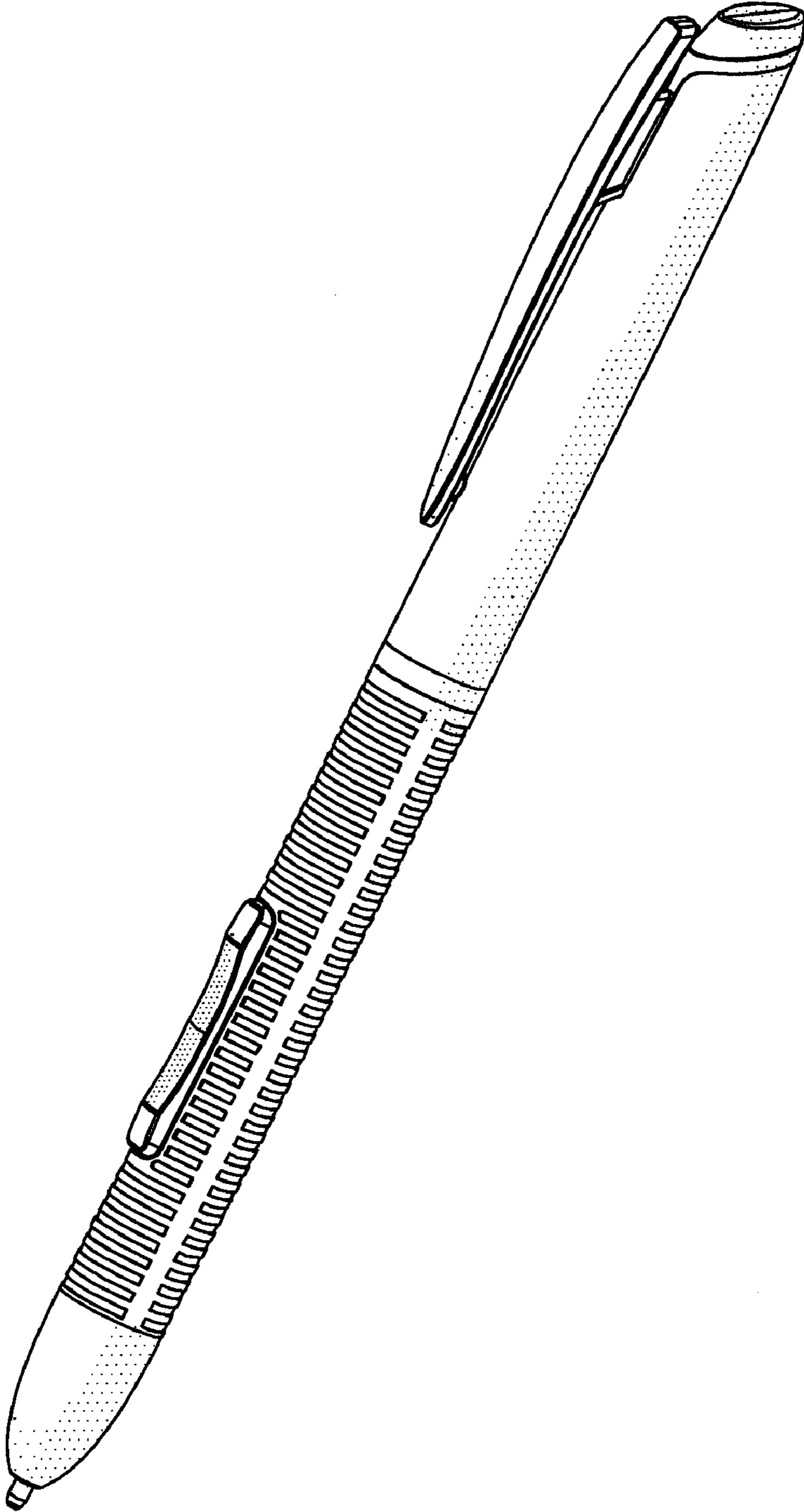


FIG. 1




FIG.2



FIG.3

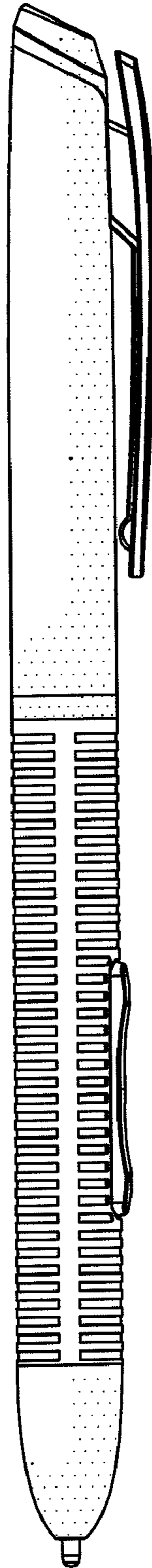


FIG.4

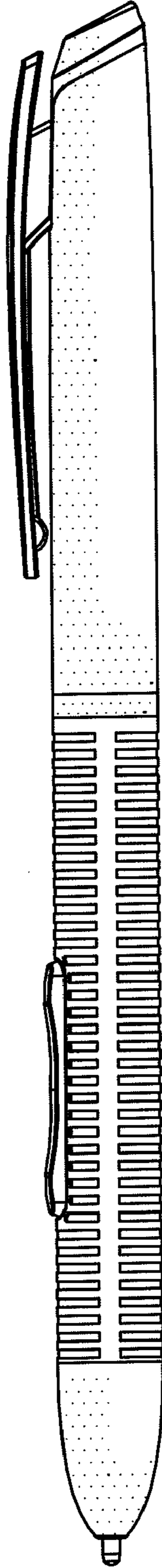


FIG.5




FIG. 6

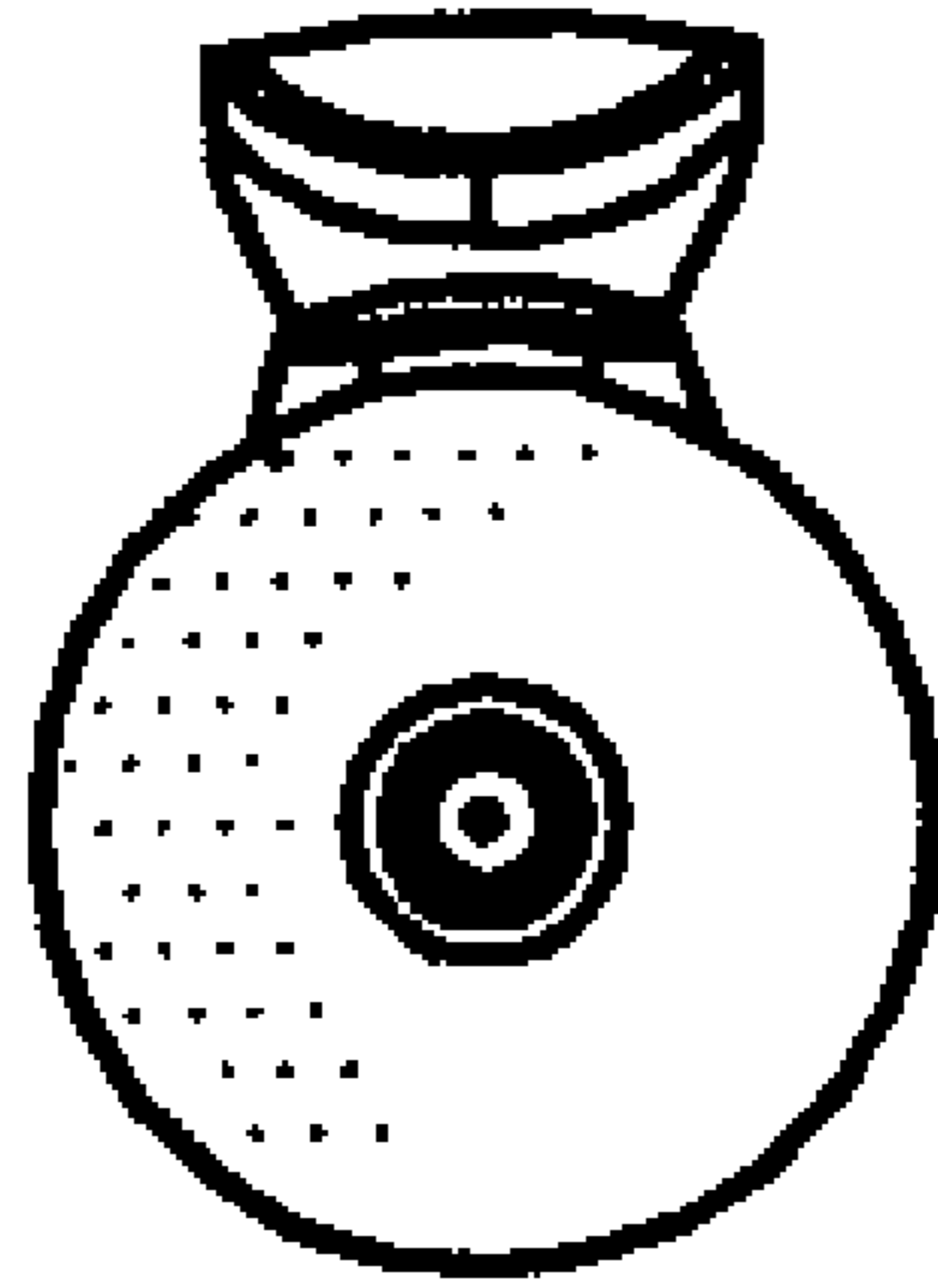


FIG. 7