



US00D663240S

(12) **United States Design Patent**  
**Scheinhütte**

(10) **Patent No.:** **US D663,240 S**  
(45) **Date of Patent:** **\*\* Jul. 10, 2012**

(54) **MOTOR VEHICLE, TOY AND/OR REPLICA**

(75) Inventor: **Ingo Scheinhütte**, Eberdingen (DE)

(73) Assignee: **Dr. Ing. h.c. F. Porsche**  
**Aktiengesellschaft**, Stuttgart (DE)

(\*\*) Term: **14 Years**

(21) Appl. No.: **29/398,178**

(22) Filed: **Jul. 27, 2011**

(30) **Foreign Application Priority Data**

Jan. 27, 2011 (EM) ..... 001812074

(51) **LOC (9) Cl.** ..... **12-08**

(52) **U.S. Cl.** ..... **D12/92**

(58) **Field of Classification Search** ..... D12/86,  
D12/90-92; D21/424, 433, 434; 296/181.1,  
296/181.5

See application file for complete search history.

(56) **References Cited**

**U.S. PATENT DOCUMENTS**

D320,368 S	10/1991	Dimson
D327,039 S	6/1992	Dimson
D338,638 S	8/1993	Lagaay
D356,757 S	3/1995	Lagaay
D411,139 S	6/1999	Lai
D417,414 S	12/1999	Mobius
D431,796 S	10/2000	Lagaay
D436,061 S	1/2001	Mobius
D438,145 S	2/2001	Hatter
D468,237 S	1/2003	Murkett
D468,238 S	1/2003	Bhambra
D497,327 S	10/2004	Lai
D507,207 S	7/2005	Larson
D507,510 S	7/2005	Larson
D512,341 S	12/2005	Larson
D515,461 S	2/2006	Lai
D526,600 S	8/2006	Lai

D526,945 S	8/2006	Lai
D528,056 S	9/2006	Lai
D547,240 S	7/2007	Kulla
D547,698 S	7/2007	Kulla
D549,614 S	8/2007	Kulla
D560,557 S	1/2008	Kulla
D589,403 S	3/2009	Saracoglu
D590,300 S	4/2009	Saracoglu
D590,301 S	4/2009	Saracoglu
D592,553 S	5/2009	Larson
D593,906 S	6/2009	Borkert
D605,560 S	12/2009	Kulla
D606,456 S	12/2009	Saracoglu
D606,902 S	12/2009	Saracoglu

(Continued)

*Primary Examiner* — Melody N Brown

(74) *Attorney, Agent, or Firm* — RatnerPrestia

(57) **CLAIM**

The ornamental design for a motor vehicle, toy and/or replica, as shown and described.

**DESCRIPTION**

FIG. 1 is a perspective view of a motor vehicle, toy and/or replica;

FIG. 2 is a front elevation view of the motor vehicle, toy and/or replica;


FIG. 3 is a rear elevation view of the motor vehicle, toy and/or replica;

FIG. 4 is an elevation view from the left side of the motor vehicle, toy and/or replica, the right side being a mirror image thereof; and,

FIG. 5 is a top plan view of the motor vehicle.

The broken lines are for illustration purposes only and form no part of the claimed design. The color contrasting portions on the vehicle are represented by stippling and shading in FIGS. 1-5. The color contrasting portions are not limited to any particular color or color combination.

**1 Claim, 5 Drawing Sheets**



# US D663,240 S

Page 2

---

## U.S. PATENT DOCUMENTS

D606,903 S	12/2009	Saracoglu	D622,632 S	8/2010	Borkert	
D607,779 S	1/2010	Kulla	D623,557 S	9/2010	Kulla	
D607,780 S	1/2010	Larson	D641,665 S	7/2011	Larson	
D610,041 S	2/2010	Larson	D651,134 S *	12/2011	Kulla et al.	..... D12/92
D610,488 S	2/2010	Kulla	D651,944 S *	1/2012	Steinmetz	..... D12/92
D622,184 S	8/2010	Borkert	D659,593 S *	5/2012	Robinson	..... D12/92

\* cited by examiner



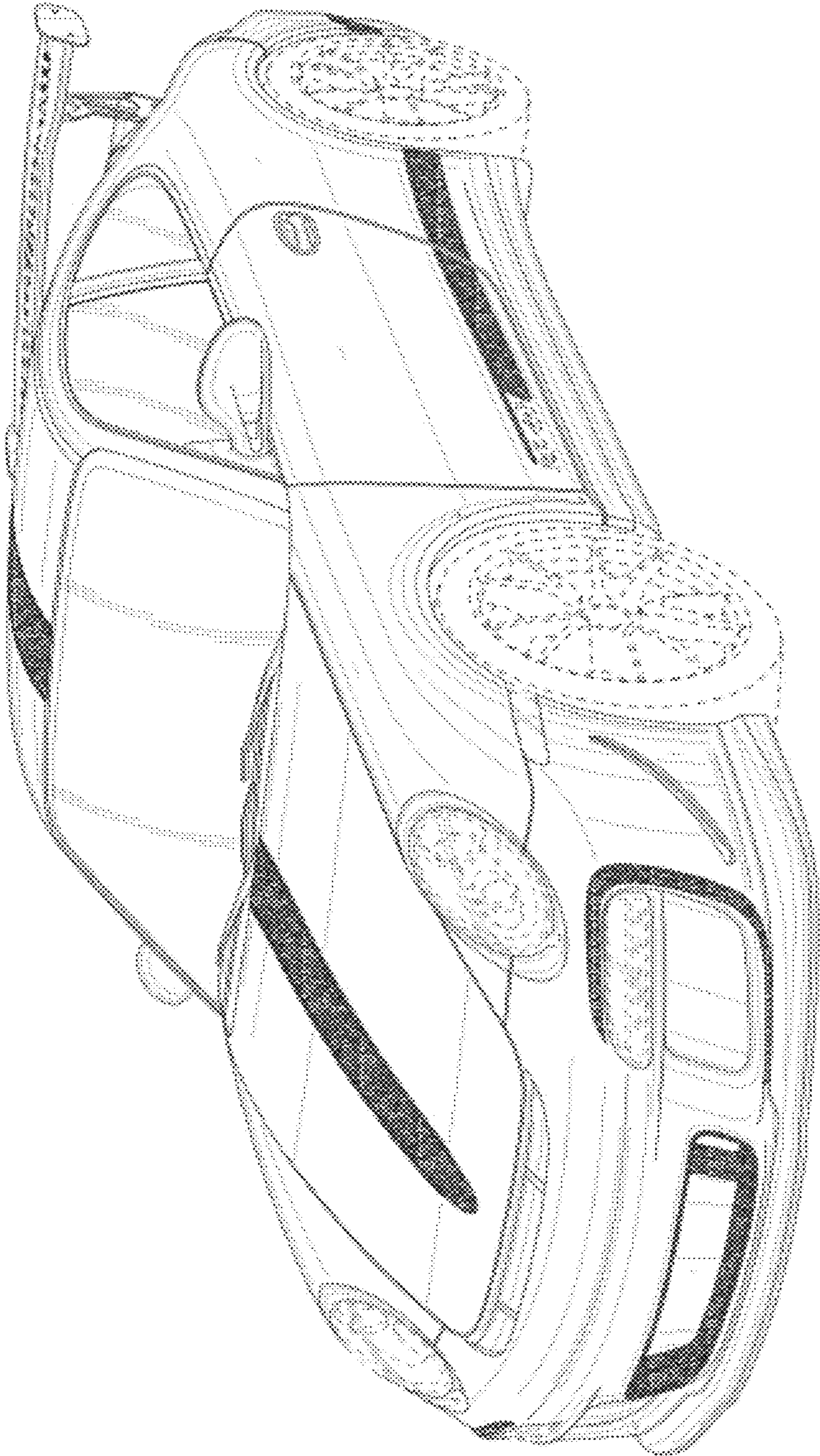


FIG. 1




FIG. 2



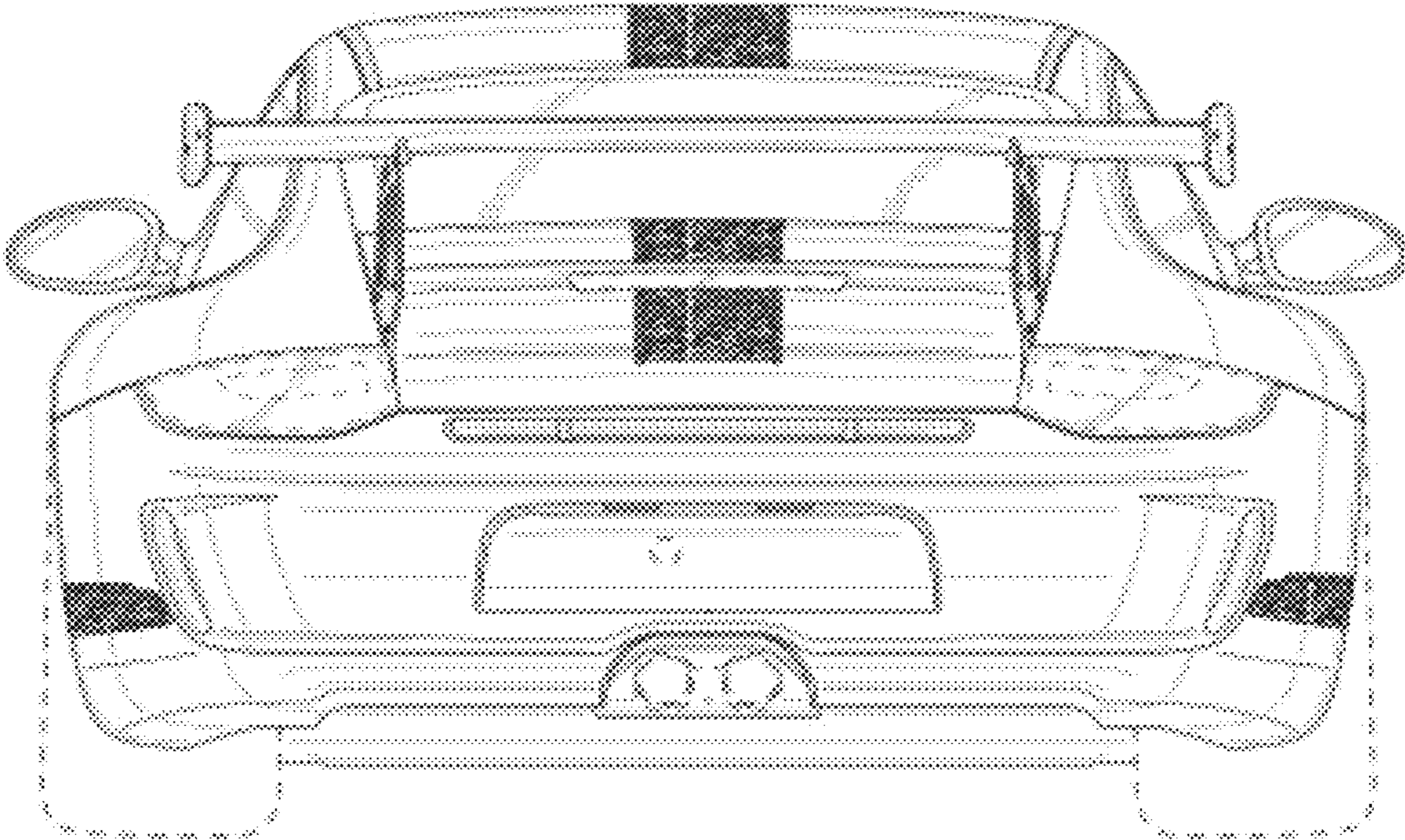


FIG. 3

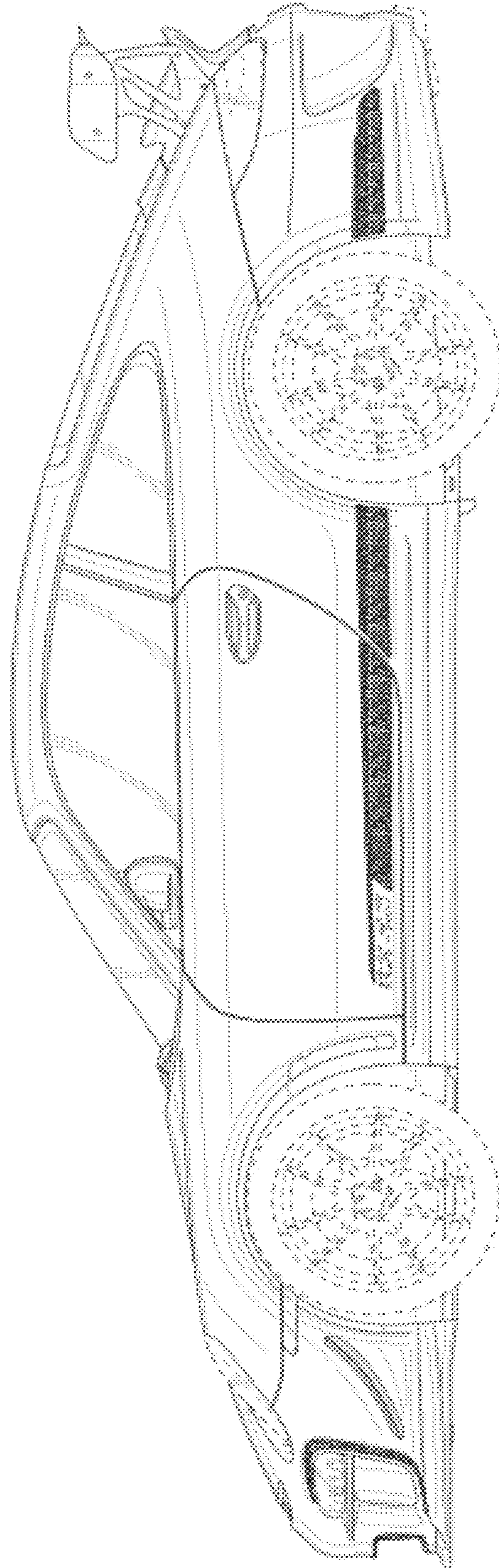


FIG. 4



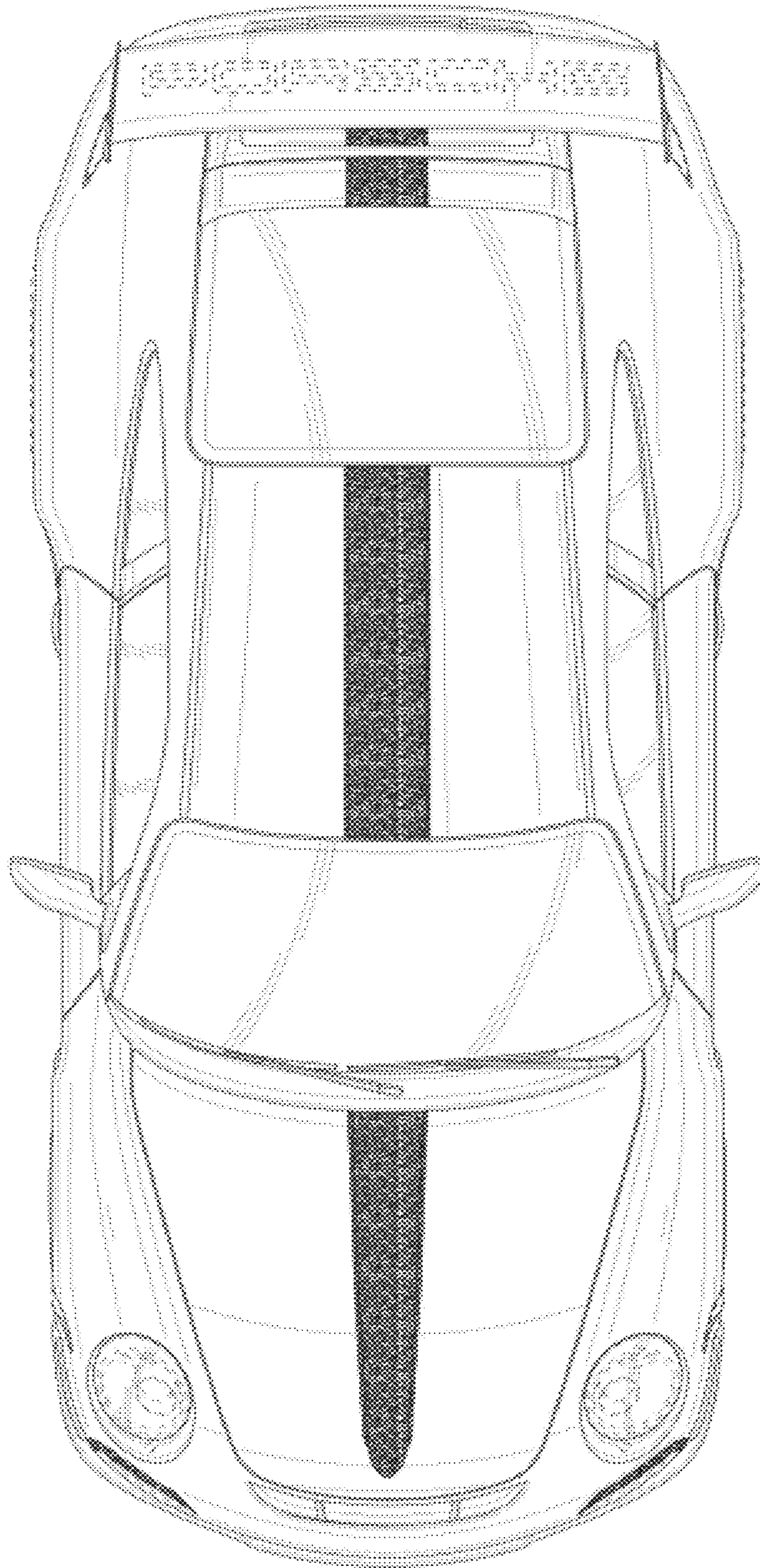


FIG. 5