

US00D663231S

(12) **United States Design Patent**  
**Fillon**

(10) **Patent No.:** **US D663,231 S**  
(45) **Date of Patent:** **\*\* Jul. 10, 2012**

(54) **BRACELET**

(75) Inventor: **Arnaud Fillon**, Paris (FR)

(73) Assignee: **Cartier Creation Studio SA**, Geneva (CH)

(\*\*) Term: **14 Years**

(21) Appl. No.: **29/374,409**

(22) Filed: **Aug. 9, 2011**

(30) **Foreign Application Priority Data**

Feb. 10, 2011 (WO) ..... DM/075 359

(51) **LOC (9) Cl.** ..... **11-01**

(52) **U.S. Cl.** ..... **D11/4**

(58) **Field of Classification Search** ..... D11/1-39;  
63/3, 3.1, 3.2, 15, 15.1-15.4, 15.45, 15.5,  
63/15.6, 15.65, 15.7, 26-28

See application file for complete search history.

(56) **References Cited**

**U.S. PATENT DOCUMENTS**

D260,620 S *	9/1981	Blum	.....	D11/3
D424,967 S *	5/2000	Perrin et al.	.....	D11/28
D448,699 S *	10/2001	Pasquetti	.....	D11/26
D457,089 S *	5/2002	Mistretta	.....	D11/26
D463,307 S *	9/2002	Charriol	.....	D11/3

D470,429 S *	2/2003	Bonnet	.....	D11/3
D480,981 S *	10/2003	Pasquetti	.....	D11/26
D540,709 S *	4/2007	Daas	.....	D11/16
D541,692 S *	5/2007	Daas	.....	D11/16
D542,689 S *	5/2007	Daas	.....	D11/16
D543,127 S *	5/2007	Daas	.....	D11/16
D601,054 S *	9/2009	Sivriere	.....	D11/26
D606,895 S *	12/2009	Lebail	.....	D11/34
7,631,517 B2 *	12/2009	Kaplan	.....	63/15
D626,025 S *	10/2010	Iacomucci	.....	D11/26
D631,382 S *	1/2011	Iacomucci	.....	D11/26
2008/0006055 A1 *	1/2008	Silvant	.....	63/10

\* cited by examiner

*Primary Examiner* — Cathron Brooks

*Assistant Examiner* — Melanie Pellegrini

(74) *Attorney, Agent, or Firm* — Clifford W. Browning;  
Krieg DeVault LLP

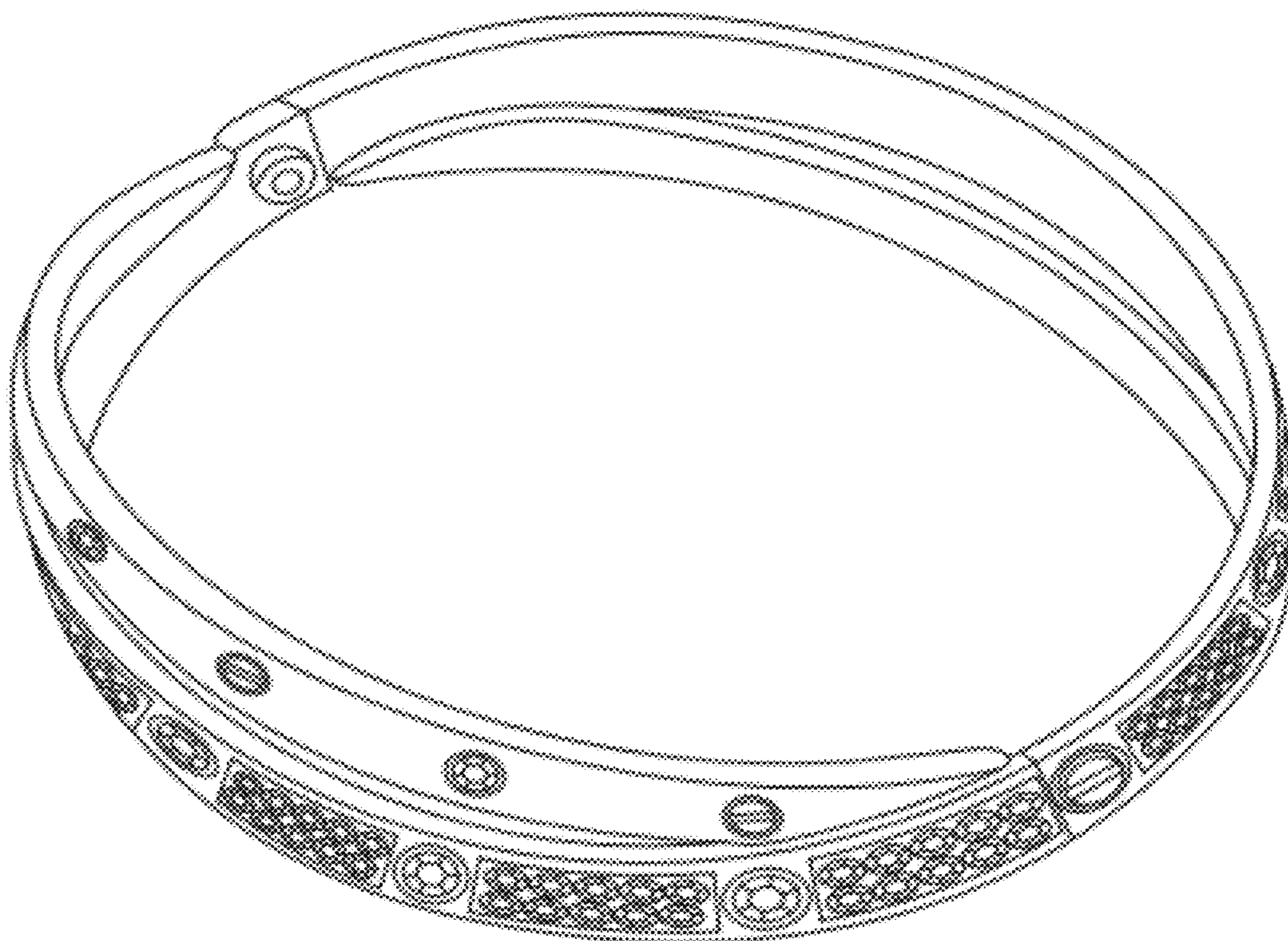
(57) **CLAIM**

The ornamental design for a bracelet, as shown and described.

**DESCRIPTION**

FIG. 1 is a front view of the bracelet of the present invention.  
FIG. 2 is a back view of the bracelet of FIG. 1.  
FIG. 3 is a right side view of the bracelet of FIG. 1.  
FIG. 4 is a left side view of the bracelet of FIG. 1.  
FIG. 5 is a top view of the bracelet of FIG. 1.  
FIG. 6 is a bottom view of the bracelet of FIG. 1; and,  
FIG. 7 is a perspective view of the bracelet of FIG. 1.

**1 Claim, 2 Drawing Sheets**



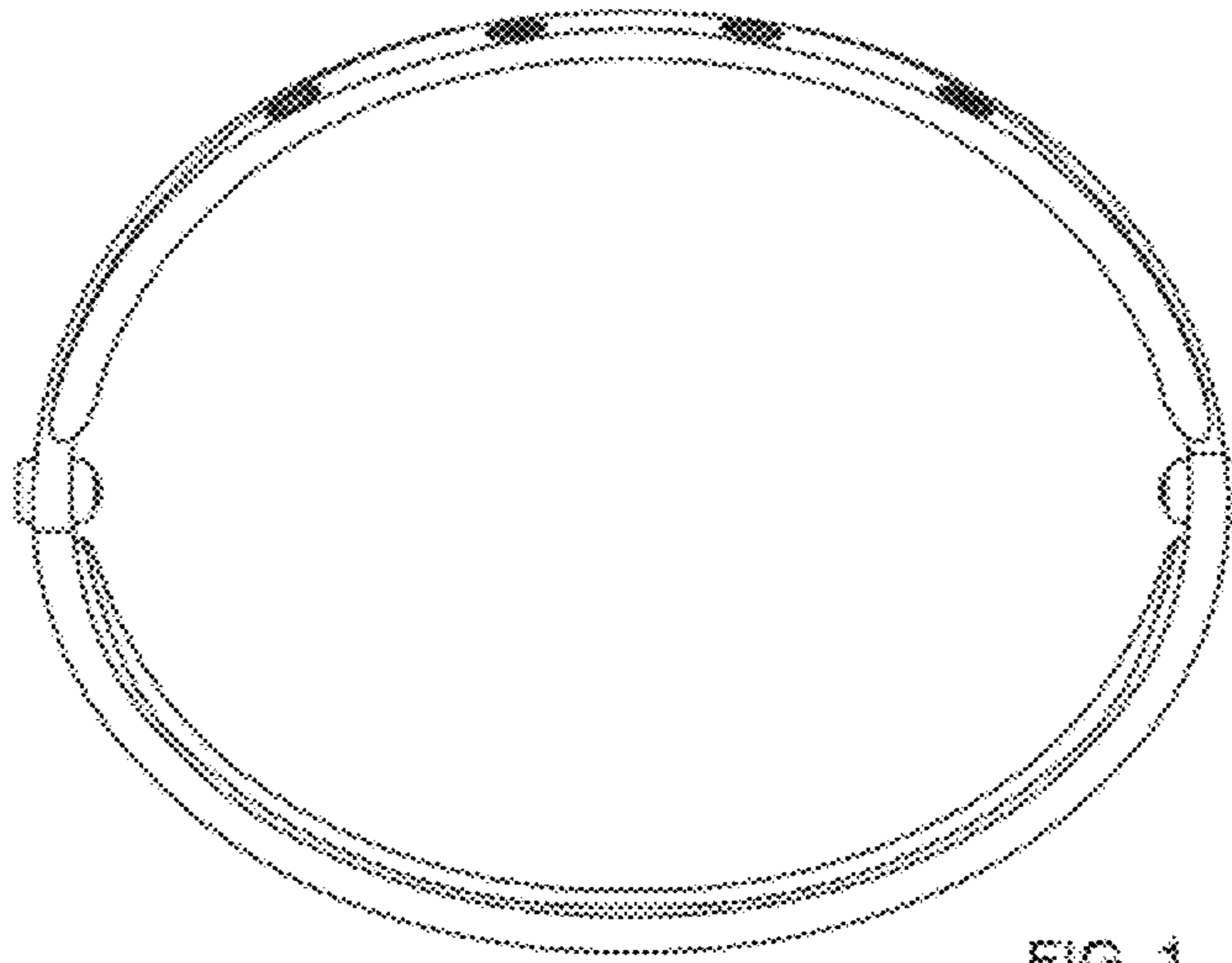


FIG. 1

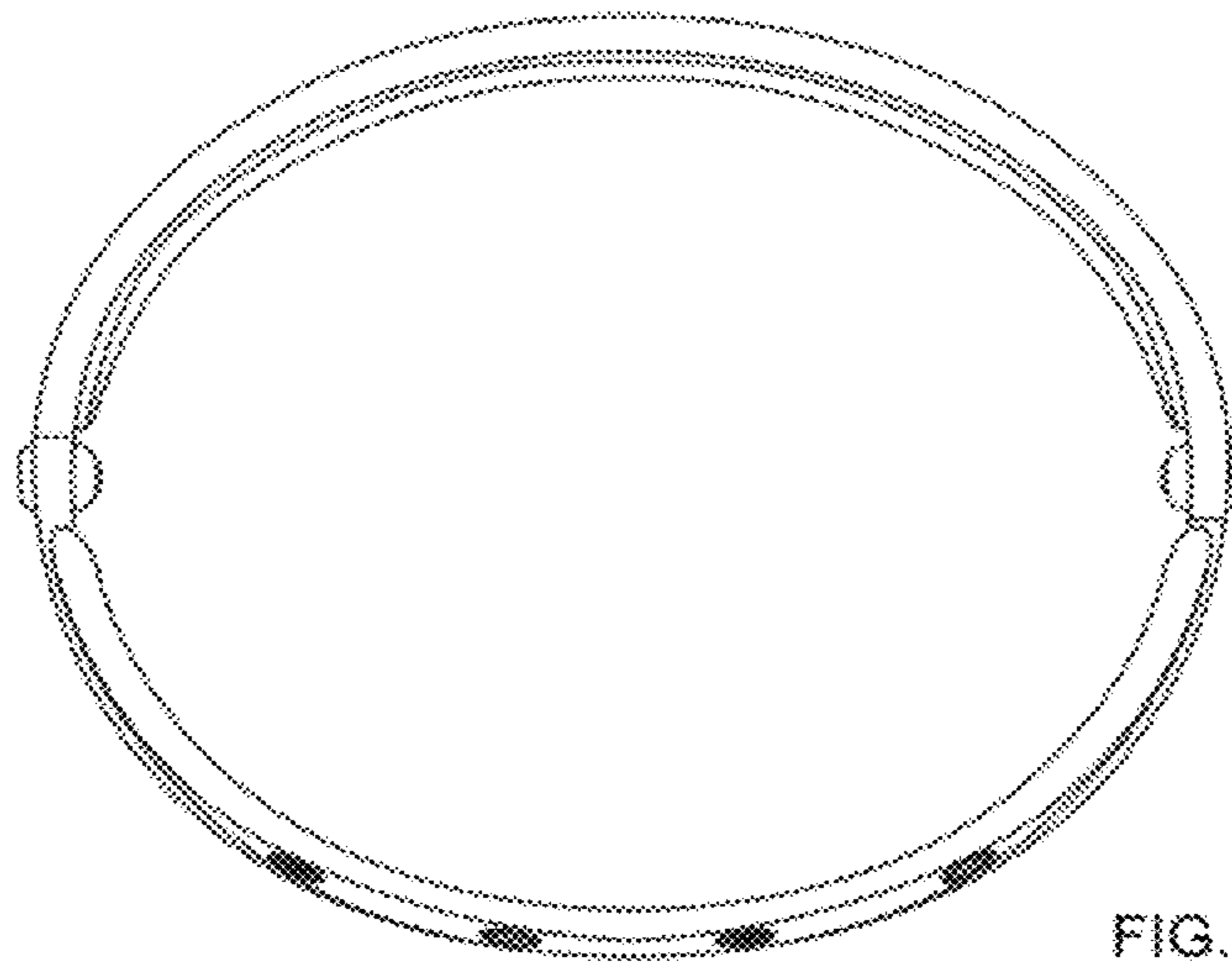


FIG. 2




FIG. 3




FIG. 4



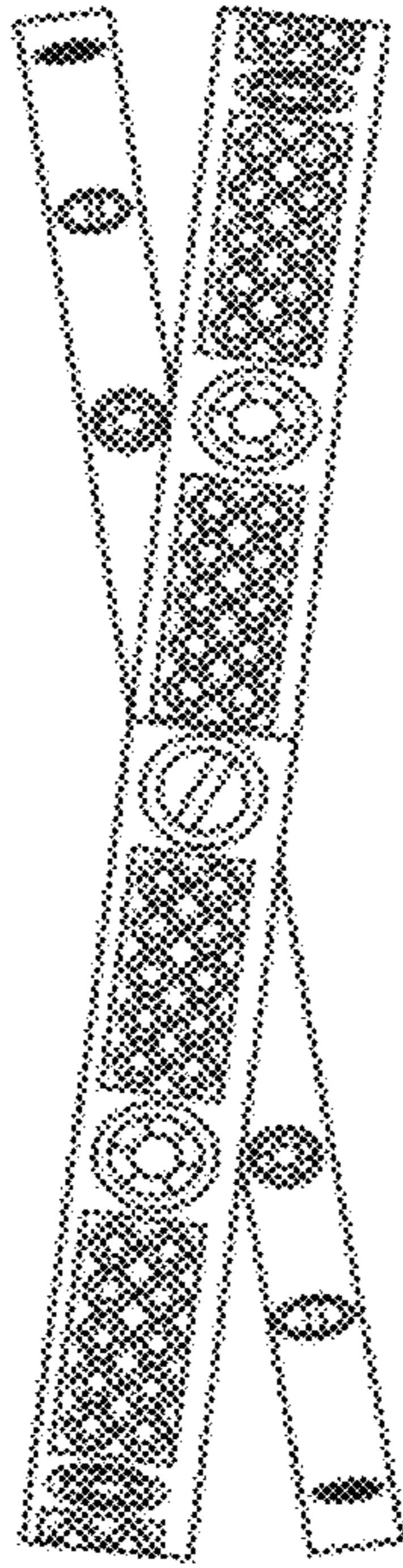


FIG. 5

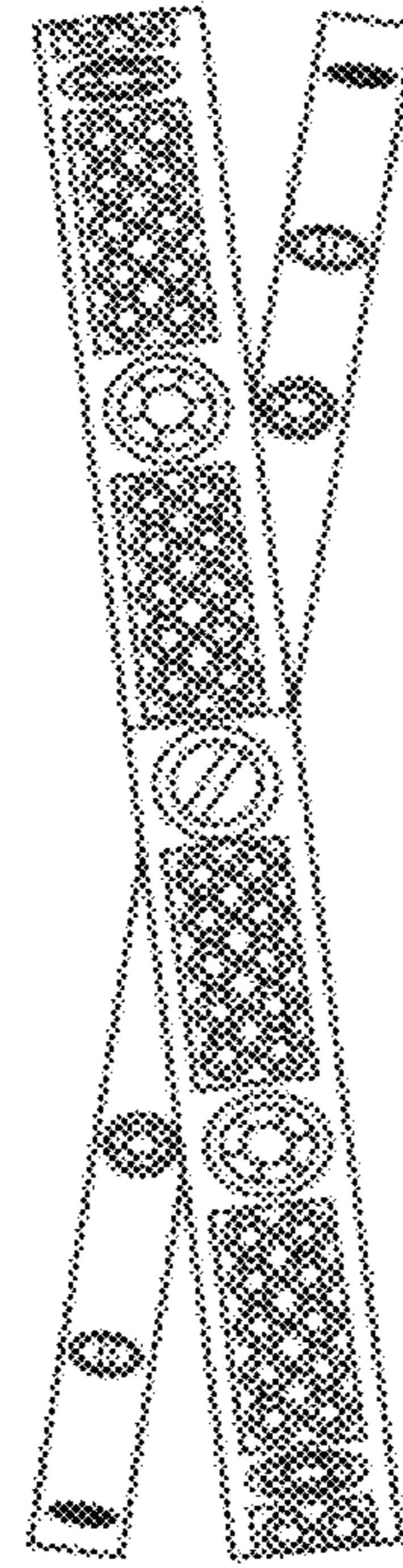


FIG. 6

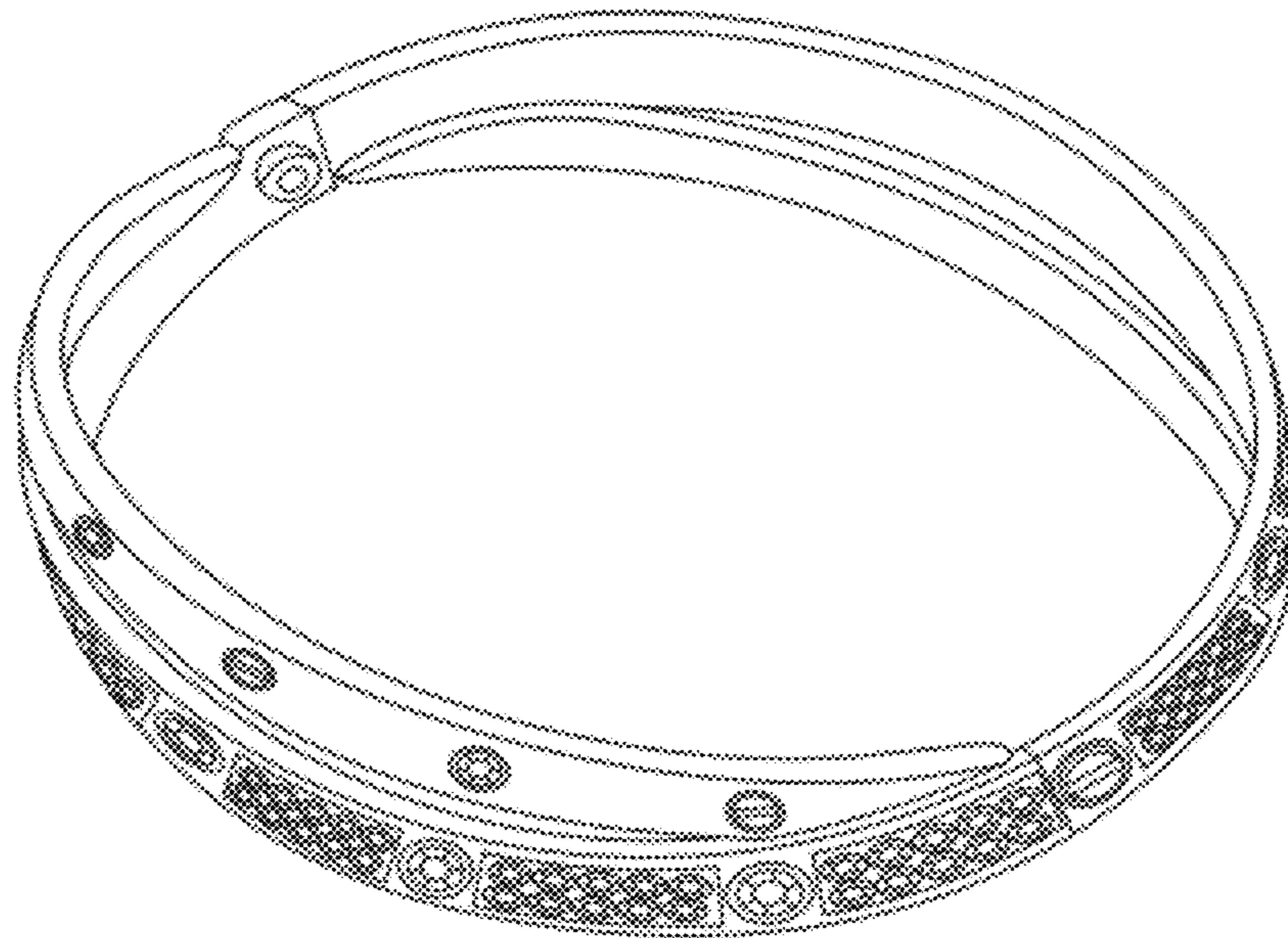


FIG. 7