

US00D663229S

(12) **United States Design Patent**  
**Waltersdorf**

(10) **Patent No.:** **US D663,229 S**  
(45) **Date of Patent:** **\*\* Jul. 10, 2012**

(54) **WRISTBAND**

(75) Inventor: **Bryan M. Waltersdorf**, Oconomowoc, WI (US)

(73) Assignee: **Artemax, Inc.**, Brookfield, WI (US)

(\*\*) Term: **14 Years**

(21) Appl. No.: **29/367,087**

(22) Filed: **Aug. 3, 2010**

(51) **LOC (9) Cl.** ..... **11-01**

(52) **U.S. Cl.** ..... **D11/3**

(58) **Field of Classification Search** ..... D11/1-25;  
63/1.11, 3, 3.1, 3.2, 5.1, 5.2, 7-11; D20/10,  
D20/22, 27, 40, 42, 11; 40/633, 726, 776,  
40/617; 229/72, 92, 92.1, 300-303; 283/72,  
283/74, 75, 103, 105, 106, 449

See application file for complete search history.

(56) **References Cited**

U.S. PATENT DOCUMENTS

D241,519	S	*	9/1976	Mathews	.....	D8/396
4,233,715	A	*	11/1980	McDermott	.....	40/640
5,042,512	A	*	8/1991	Knight	.....	132/212
D347,861	S	*	6/1994	Chauvette	.....	D20/22
5,581,924	A	*	12/1996	Peterson	.....	40/633
D428,353	S	*	7/2000	Duncan	.....	D11/5
6,595,550	B1	*	7/2003	Meazzi	.....	283/79
D543,589	S	*	5/2007	Henley	.....	D20/22
7,454,855	B2		11/2008	Kotik et al.		
D584,352	S		1/2009	Ali et al.		
D600,154	S		9/2009	Ali et al.		
D608,389	S		1/2010	Bishop et al.		

D611,984	S		3/2010	Ali et al.		
7,763,344	B2	*	7/2010	Riley et al.	.....	40/633
D646,333	S	*	10/2011	Davis	.....	D20/22
2006/0248767	A1	*	11/2006	Hofer et al.	.....	40/633
2006/0254105	A1	*	11/2006	Chang	.....	40/633
2008/0236011	A1		10/2008	Bekker		
2008/0307685	A1		12/2008	Ali et al.		
2008/0309065	A1		12/2008	Ali et al.		
2009/0094872	A1		4/2009	Ali et al.		
2009/0286033	A1		11/2009	Taghavi et al.		
2010/0281724	A1	*	11/2010	Greer et al.	.....	40/633

\* cited by examiner

*Primary Examiner* — Cathron Brooks

*Assistant Examiner* — Malanie Pellegrini

(74) *Attorney, Agent, or Firm* — Michael Best & Friedrich LLP

(57) **CLAIM**

We claim the ornamental design for a wristband, as shown and described.

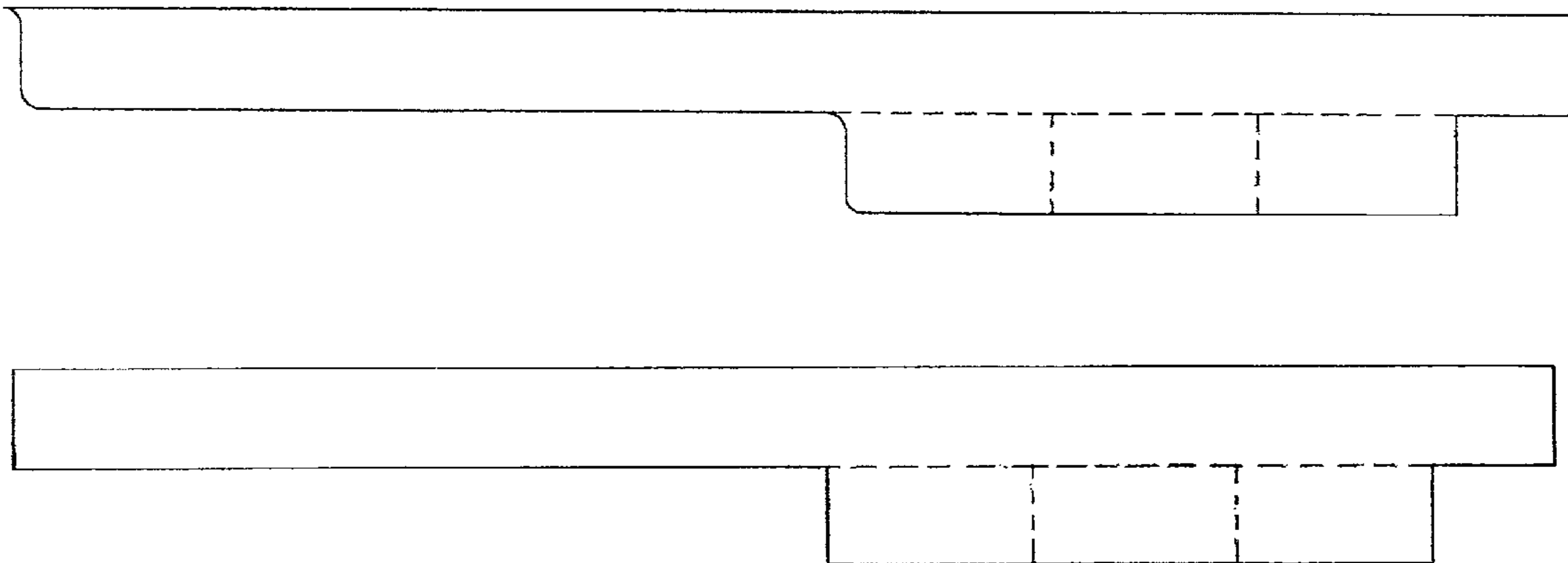
**DESCRIPTION**

FIG. 1 is a front view of a wristband according to a first embodiment of the invention; and,

FIG. 2 is a front view of a wristband according to another embodiment of the invention.

FIGS. 1 and 2 show front views of wristbands. The opposite views of FIGS. 1 and 2 form no part of the claimed design. Additionally the right, left, top and bottom views would show only an edge or line and have therefore been omitted from the drawings and also form no part of the claimed design. Portions of the wristband shown in broken line represent environmental structure and form no part of the claimed design.

**1 Claim, 1 Drawing Sheet**



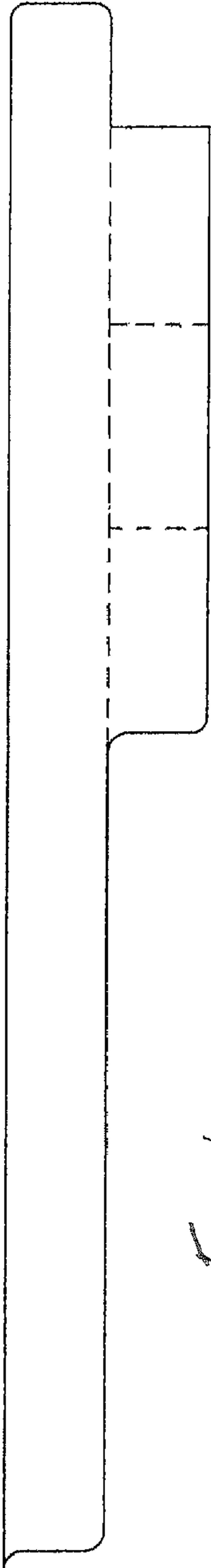


Fig. 1




Fig. 2