

US00D663224S

(12) **United States Design Patent**
Morrow

(10) **Patent No.:** **US D663,224 S**
(45) **Date of Patent:** **** Jul. 10, 2012**

(54) **THERMOSTAT**

(75) Inventor: **James Morrow**, Oak Park, IL (US)

(73) Assignee: **Braeburn Systems LLC**, Montgomery, IL (US)

(**) Term: **14 Years**

(21) Appl. No.: **29/374,969**

(22) Filed: **Nov. 2, 2011**

(51) **LOC (9) Cl.** **10-04**

(52) **U.S. Cl.** **D10/50**

(58) **Field of Classification Search** D10/49-50;
D13/162; 55/270, 274, 279, DIG. 7, DIG. 34;
62/176.6, 125-130, 78, 180, 186; 73/23.2,
73/23.34, 31.01, 31.02, 431, 170.16-170.19,
73/170.21-170.25, 863.12, 29, 29.02, 335.01-335.14;
236/46 R, 47, 94, 44 C, 44 R, 49.3, 44 A,
236/96; 337/112, 327, 360; 340/602, 627,
340/632, 634; 361/346; 364/141, 146, 147,
364/188, 420, 557; 454/229, 239, 256, 257,
454/258; 700/18, 159, 181

See application file for complete search history.

(56) **References Cited**

U.S. PATENT DOCUMENTS

D556,061 S * 11/2007 Rosen D10/50
D556,608 S * 12/2007 Rhodes D10/50
D556,609 S * 12/2007 Rhodes D10/50
7,867,646 B2 * 1/2011 Rhodes 236/1 C

* cited by examiner

Primary Examiner — Antoine D Davis

(74) *Attorney, Agent, or Firm* — Arnstein & Lehr LLP



(57) **CLAIM**

What is claimed is the ornamental design for a thermostat, as shown and described.

DESCRIPTION

FIG. 1 is a front view of the thermostat design;
FIG. 2 is a rear view of the thermostat design;
FIG. 3 is a top view of the thermostat design;
FIG. 4 is a bottom view of the thermostat design;
FIG. 5 is a right side view of the thermostat design;
FIG. 6 is a left side view of the thermostat design; and,
FIG. 7 is a perspective view of the thermostat design.

1 Claim, 7 Drawing Sheets



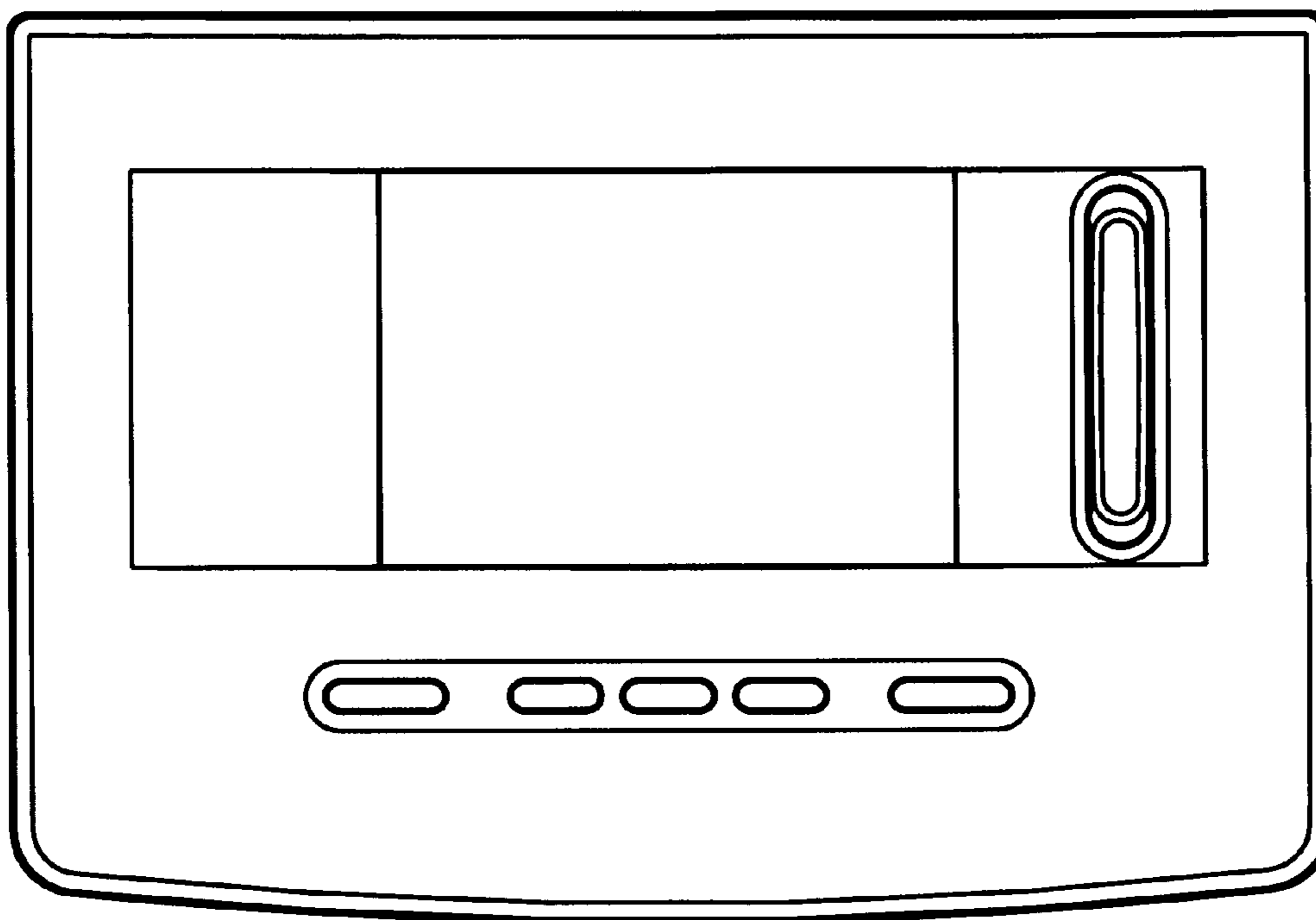


Fig. 1

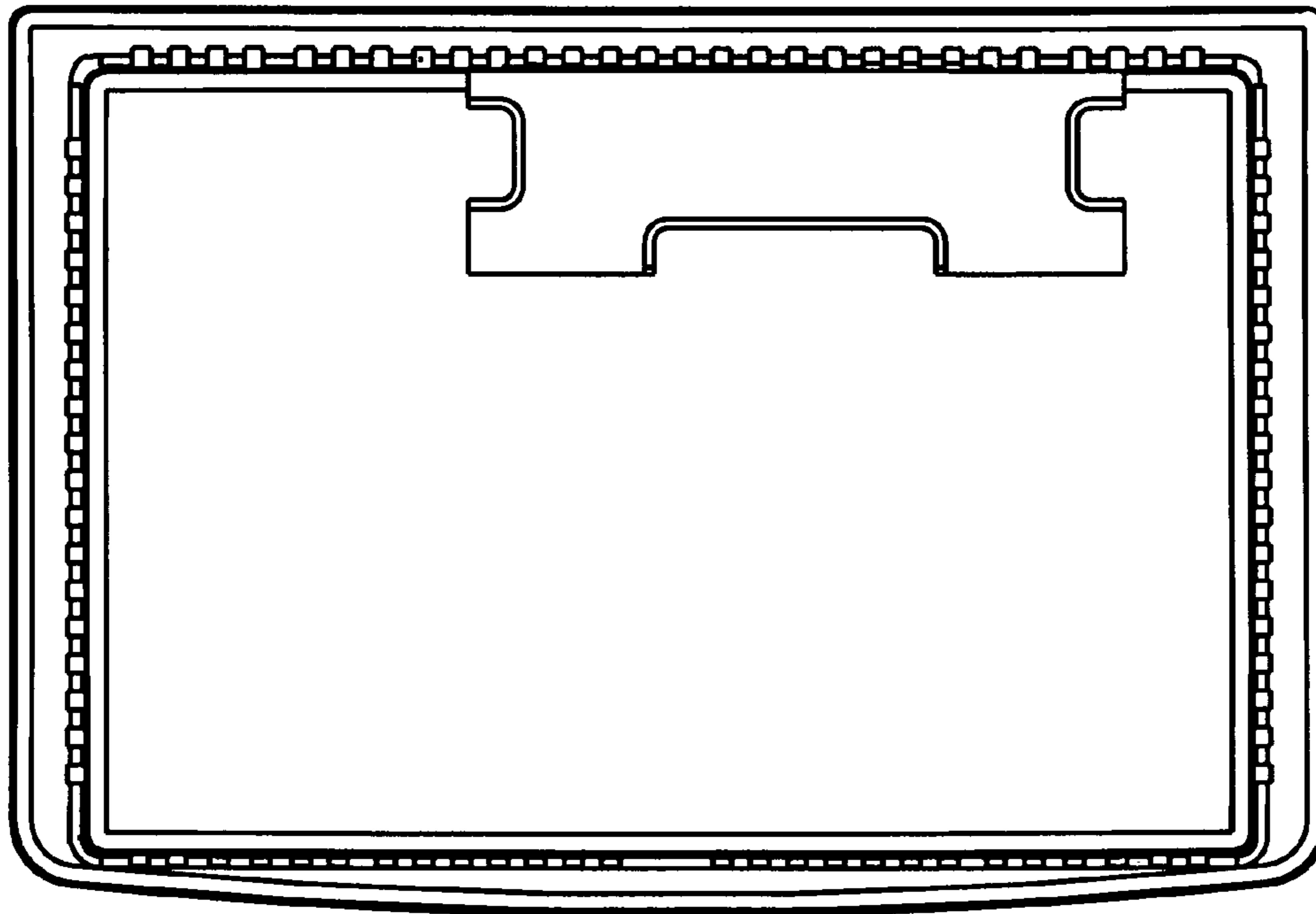


Fig. 2




Fig. 3




Fig. 4

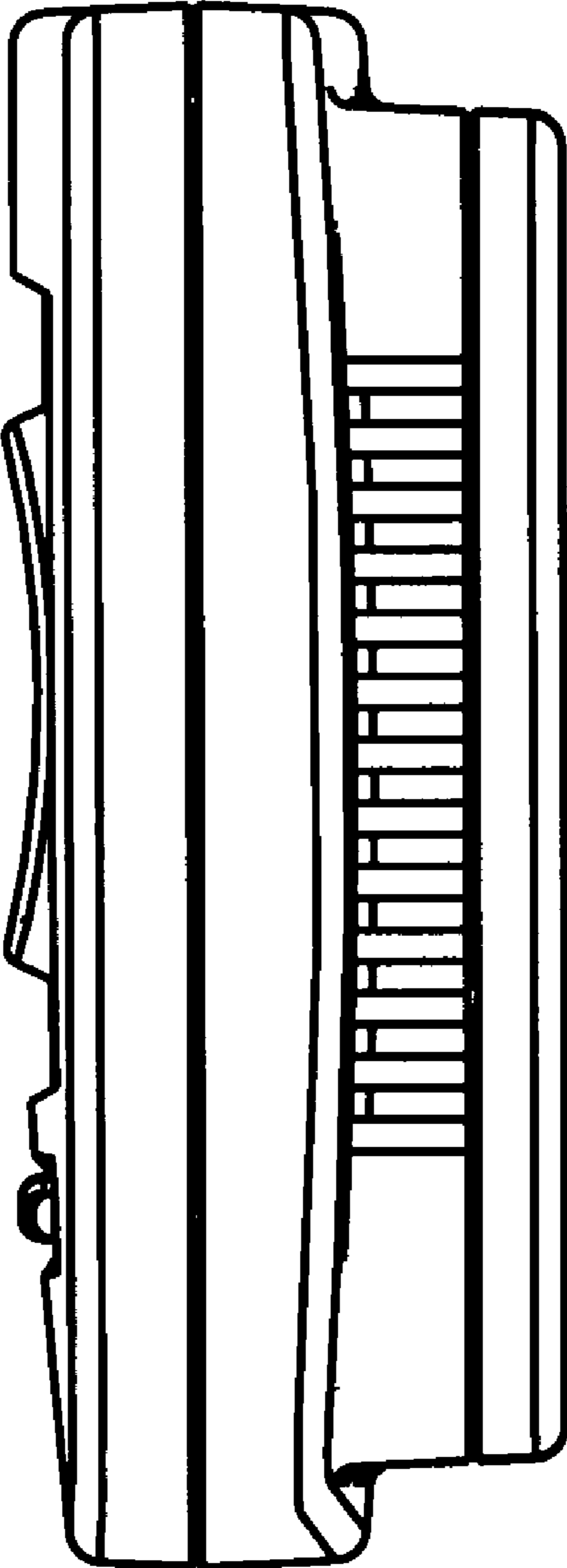


Fig. 5

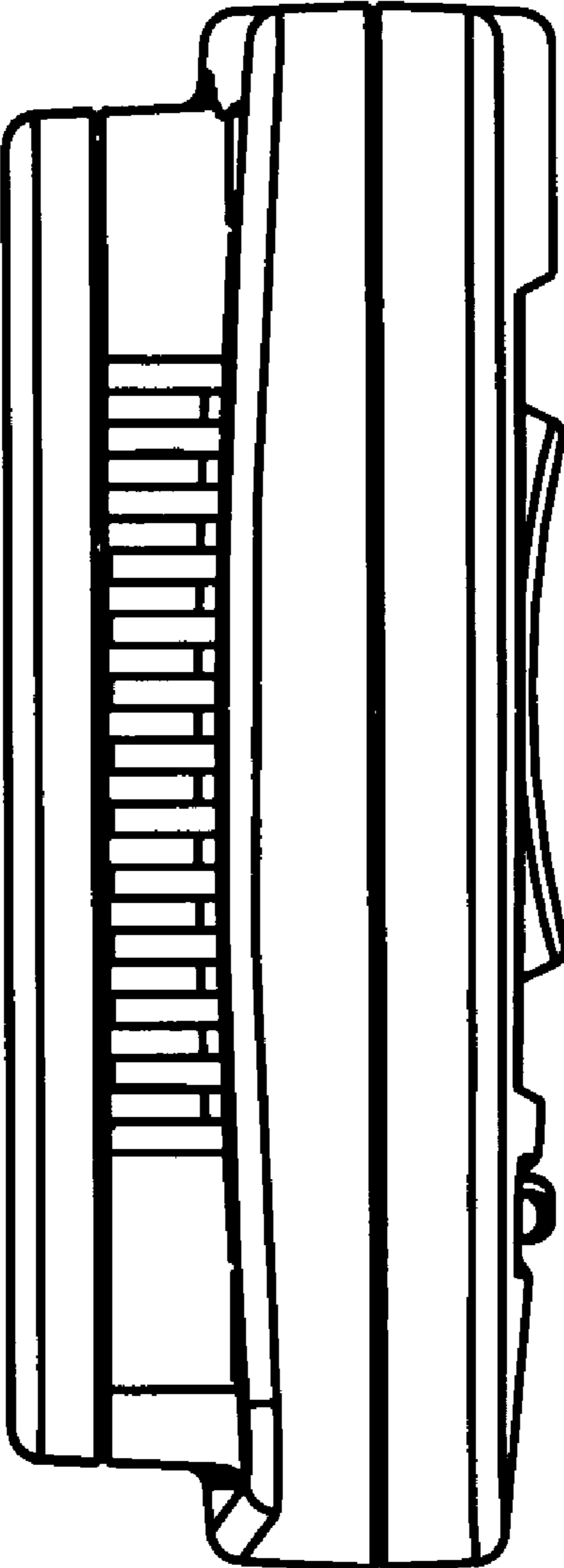


Fig. 6




Fig. 7