

US00D663223S

(12) **United States Design Patent**  
**Wang**

(10) **Patent No.:** **US D663,223 S**  
(45) **Date of Patent:** **\*\* Jul. 10, 2012**

- (54) **SENSORS**
- (75) Inventor: **Yi Wang**, San Ramon, CA (US)
- (73) Assignee: **Abbott Diabetes Care Inc.**, Alameda, CA (US)
- (\*\*) Term: **14 Years**
- (21) Appl. No.: **29/356,859**
- (22) Filed: **Mar. 3, 2010**

- 6,767,440 B1 7/2004 Bhullar et al.
- 6,818,180 B2 11/2004 Douglas et al.
- 6,837,976 B2 1/2005 Cai et al.
- 6,866,758 B2 3/2005 Bhullar et al.
- 6,893,545 B2 5/2005 Gotoh et al.

(Continued)

**FOREIGN PATENT DOCUMENTS**

EP 1 437 589 7/2004

(Continued)

*Primary Examiner* — Antoine D Davis

(74) *Attorney, Agent, or Firm* — Edward J. Baba; Daniel G. Stoddard; Bozicevic, Field & Francis LLP

**Related U.S. Application Data**

- (62) Division of application No. 29/331,288, filed on Jan. 22, 2009, now Pat. No. Des. 613,190, which is a division of application No. 29/275,392, filed on Dec. 22, 2006, now Pat. No. Des. 587,142.
- (51) **LOC (9) Cl.** ..... **10-04**
- (52) **U.S. Cl.** ..... **D10/46; D10/81**
- (58) **Field of Classification Search** ..... D10/46, D10/81; 204/416–418, 404, 405, 403.01–403.14; 205/775, 778, 792; 73/61.41, 864.73; 422/68.1  
See application file for complete search history.

(57) **CLAIM**

The ornamental design for sensor, as shown and described.

**DESCRIPTION**

FIG. 1 is a perspective view, showing the top, left side and front side, of a sensor of the present invention, with no claim made to the portions illustrated in phantom;

FIG. 2 is a top view of the sensor of FIG. 1;

FIG. 3 is a front side view of the sensor of FIG. 1;

FIG. 4 is a left side view of the sensor of FIG. 1;

FIG. 5 is a bottom side view of the sensor of FIG. 1;

FIG. 6 is a perspective view, showing the top, left side and front side, of a sensor of the present invention, with no claim made to the portions illustrated in phantom;

FIG. 7 is a top view of the sensor of FIG. 6;

FIG. 8 is a front side view of the sensor of FIG. 6; and,

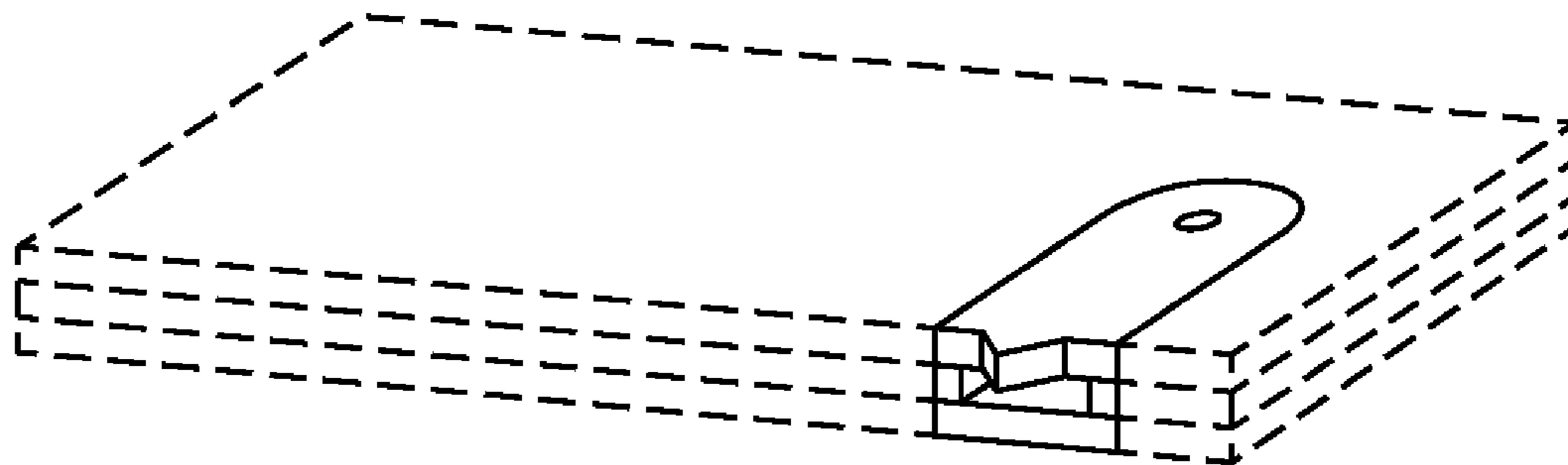
FIG. 9 is a left side view of the sensor of FIG. 6.

**1 Claim, 2 Drawing Sheets**

(56) **References Cited**

**U.S. PATENT DOCUMENTS**

- D331,807 S 12/1992 Sodergren
- D381,591 S 7/1997 Rice et al.
- 6,071,391 A 6/2000 Gotoh et al.
- 6,156,173 A 12/2000 Gotoh et al.
- 6,174,420 B1 1/2001 Hodges et al.
- 6,270,637 B1 8/2001 Crismore et al.
- 6,428,664 B1 8/2002 Bhullar et al.
- 6,447,657 B1 9/2002 Bhullar et al.
- 6,503,381 B1 1/2003 Gotoh et al.
- 6,521,110 B1 2/2003 Hodges et al.



# US D663,223 S

Page 2

---

## U.S. PATENT DOCUMENTS

6,923,894	B2	8/2005	Huang et al.	
7,008,799	B1	3/2006	Zimmer et al.	
7,081,188	B1	7/2006	Cho	
7,122,110	B2	10/2006	Deng et al.	
7,125,481	B2	10/2006	Musho et al.	
7,160,251	B2	1/2007	Neel et al.	
7,250,095	B2	7/2007	Black et al.	
7,258,769	B2	8/2007	Cui et al.	
7,802,467	B2 *	9/2010	Wang	73/61.41
7,862,696	B2 *	1/2011	Wu et al.	204/403.01
7,866,026	B1 *	1/2011	Wang et al.	29/593
7,905,997	B2 *	3/2011	Groll et al.	204/403.02
2003/0086073	A1	5/2003	Braig et al.	

2004/0186394	A1	9/2004	Roe et al.
2005/0258052	A1	11/2005	Gotoh et al.
2006/0228263	A1	10/2006	Berndtsson et al.
2007/0278097	A1	12/2007	Bhullar et al.
2008/0105568	A1	5/2008	Wu
2008/0128278	A1	6/2008	Bae et al.
2008/0179197	A1	7/2008	Wu
2008/0237062	A1	10/2008	Kim et al.
2009/0145754	A1	6/2009	Yang et al.

## FOREIGN PATENT DOCUMENTS

WO	WO 01/73395	10/2001
WO	WO 2005/043133	5/2005

\* cited by examiner

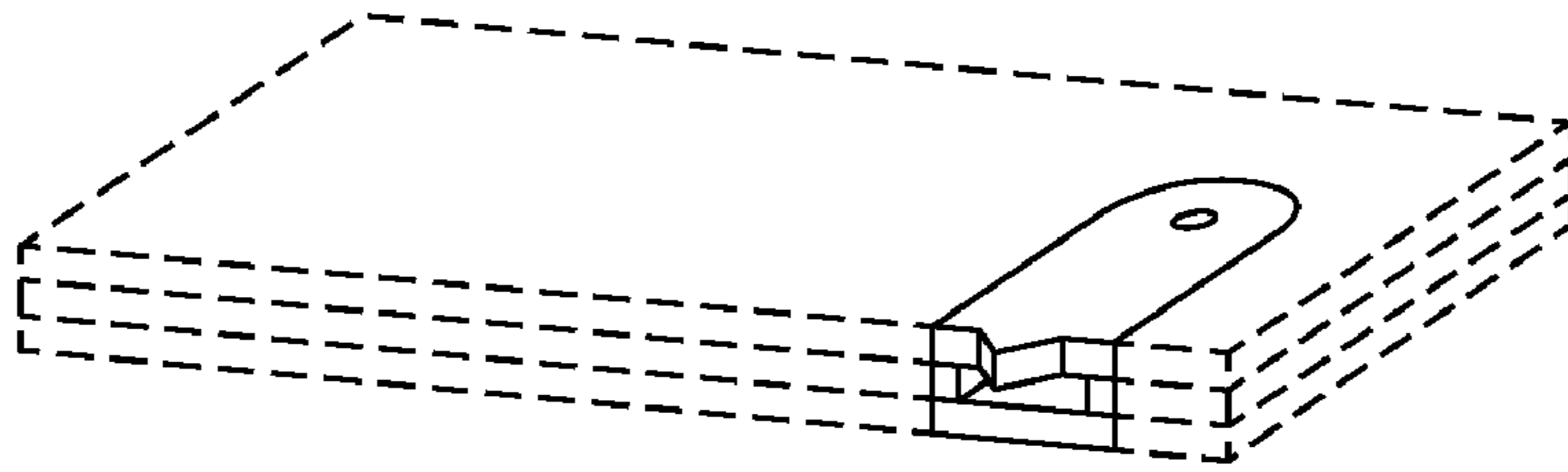


FIG. 1



FIG. 2




FIG. 3




FIG. 4



FIG. 5

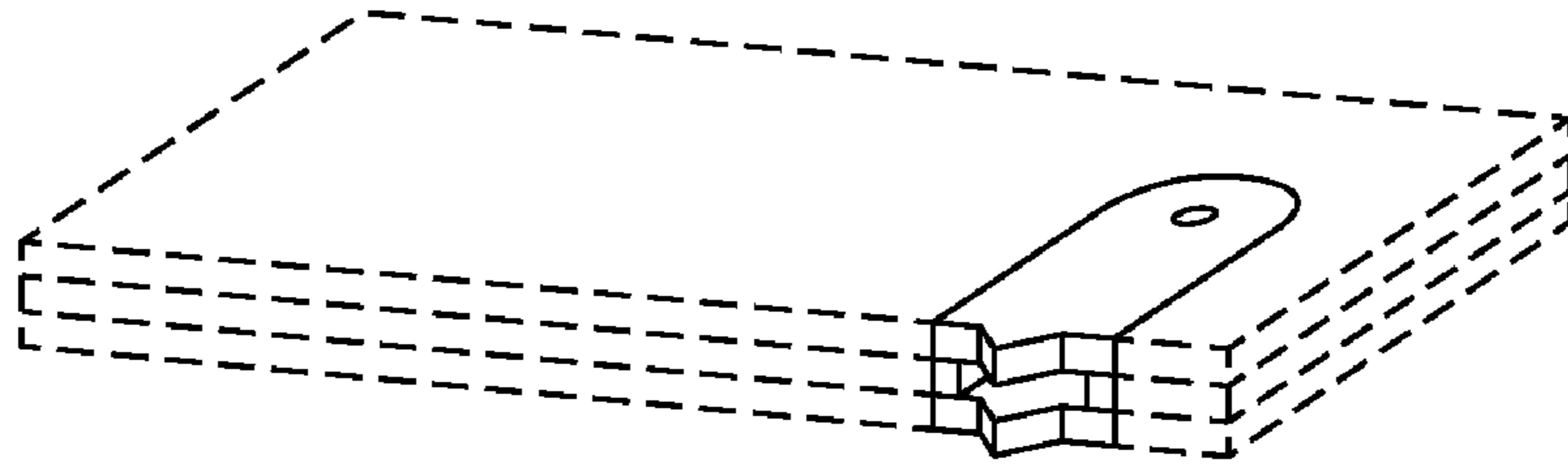


FIG. 6



FIG. 7

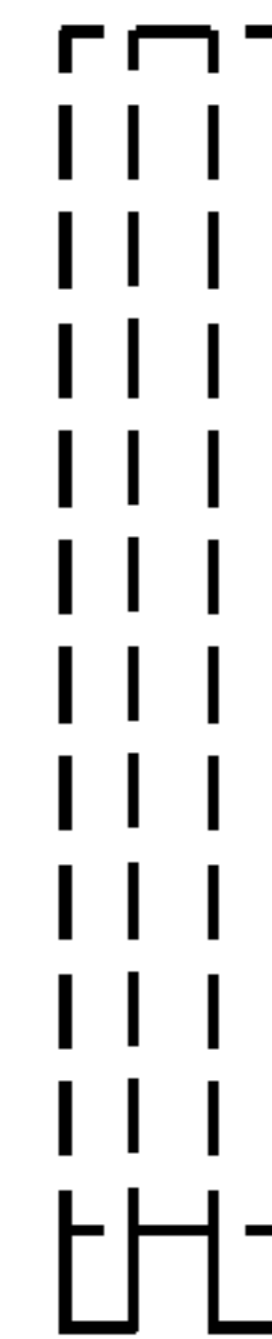


FIG. 8

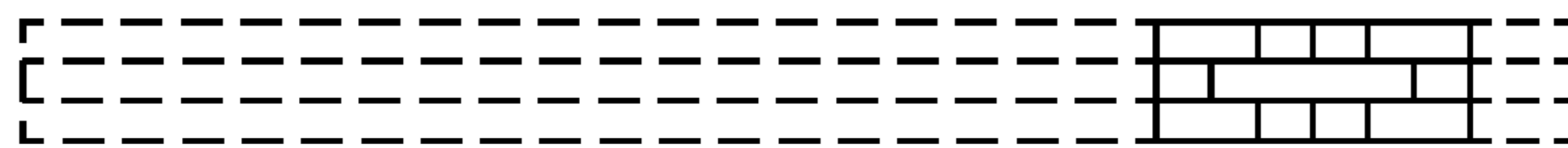


FIG. 9