



US00D663221S

(12) **United States Design Patent**
Gueit

(10) **Patent No.:** **US D663,221 S**
(45) **Date of Patent:** **** Jul. 10, 2012**

(54) **WATCH CASE**

(75) **Inventor:** **Emmanuel Gueit, Pully (CH)**

(73) **Assignee:** **Richemont International SA,**
Villars-sur-Glane (CH)

(**) **Term:** **14 Years**

(21) **Appl. No.:** **29/412,233**

(22) **Filed:** **Feb. 1, 2012**

(51) **LOC (9) Cl.** **10-02**

(52) **U.S. Cl.** **D10/38**

(58) **Field of Classification Search** D10/30-39;
368/276, 281, 282

See application file for complete search history.

(56) **References Cited**

U.S. PATENT DOCUMENTS

2,361,563	A *	10/1944	Pellaton	368/80
2,385,234	A *	9/1945	Schmitz	368/288
D178,770	S *	9/1956	Doerwald	D10/39
D186,180	S *	9/1959	Diamond	D10/39
2,968,910	A *	1/1961	Taubert	368/289
D365,526	S *	12/1995	Gardner	D10/39
D390,130	S *	2/1998	Kennedy	D10/32
D424,952	S *	5/2000	Porsche et al.	D10/32

D547,211	S *	7/2007	Dias	D10/39
D558,608	S *	1/2008	Iff	D10/32
D577,613	S *	9/2008	Rochat	D10/38
D608,223	S *	1/2010	Salanitro	D10/38
D622,167	S *	8/2010	Jorst et al.	D10/39
D631,764	S *	2/2011	Furetta	D10/32
D651,099	S *	12/2011	Ruffieux	D10/38

* cited by examiner

Primary Examiner — Lucy Lieberman

(74) *Attorney, Agent, or Firm* — Clifford W. Browning;
Kreig DeVault LLP

(57) **CLAIM**

The ornamental design for a watch case, as shown and described.

DESCRIPTION

FIG. 1 is a front elevational view of the watch case of the present invention.

FIG. 2 is a rear elevational view of the watch case of FIG. 1.

FIG. 3 is a right side view of the watch case of FIG. 1.

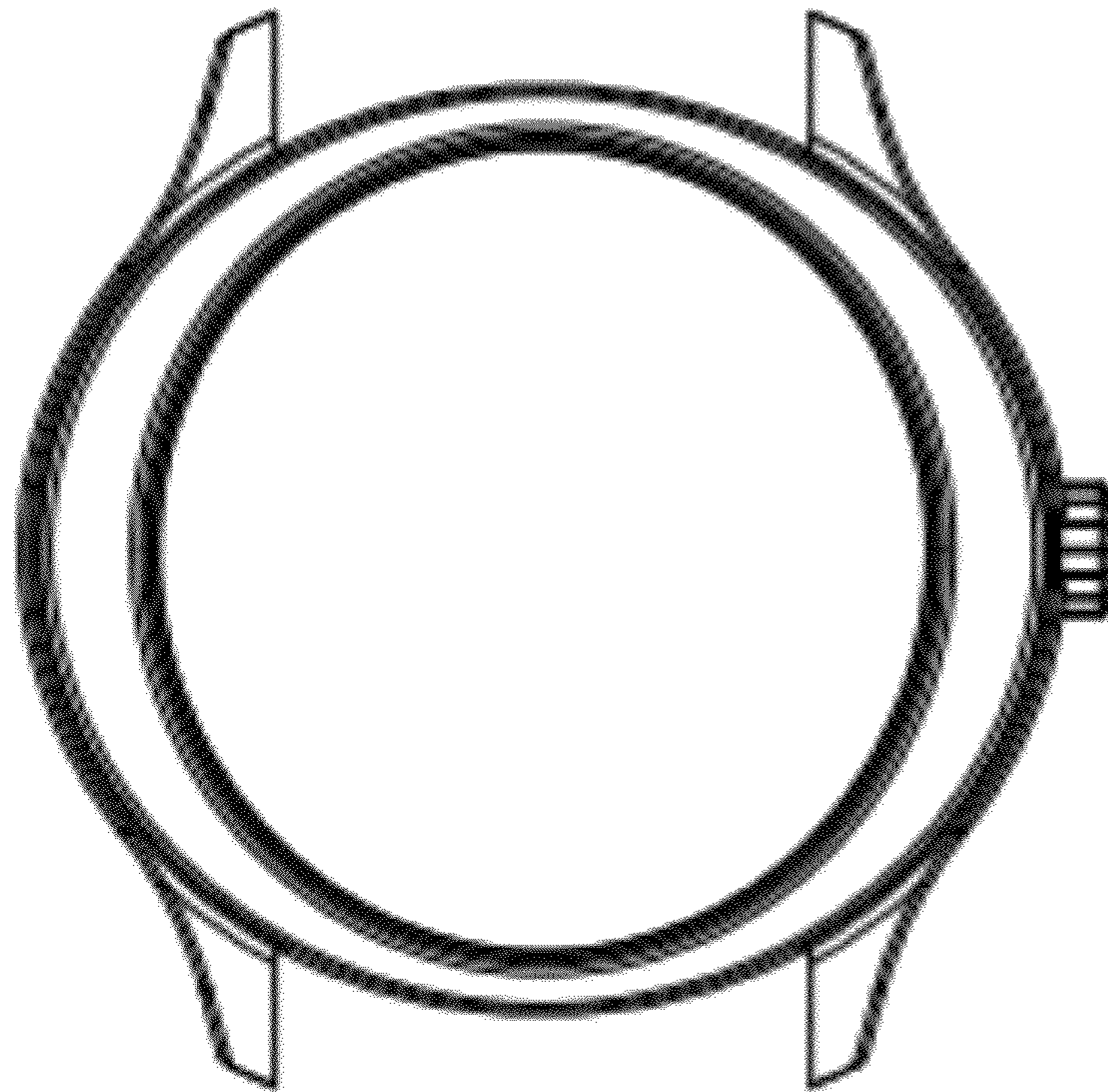
FIG. 4 is a left side view of the watch case of FIG. 1.

FIG. 5 is a bottom view of the watch case of FIG. 1.

FIG. 6 is a top view of the watch case of FIG. 1; and,

FIG. 7 is a right side perspective view of the watch case of FIG. 1.

1 Claim, 1 Drawing Sheet



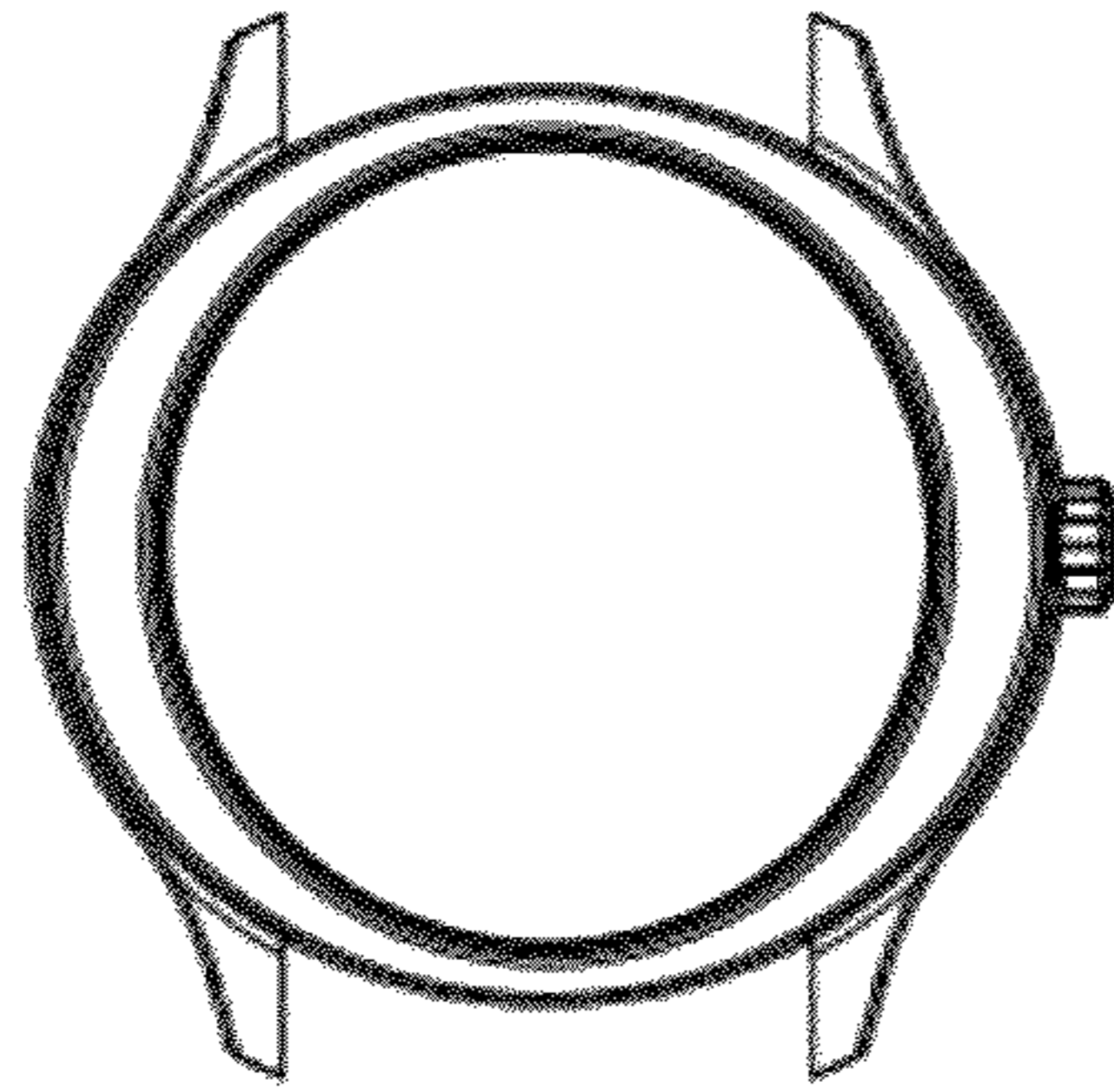


FIG. 1

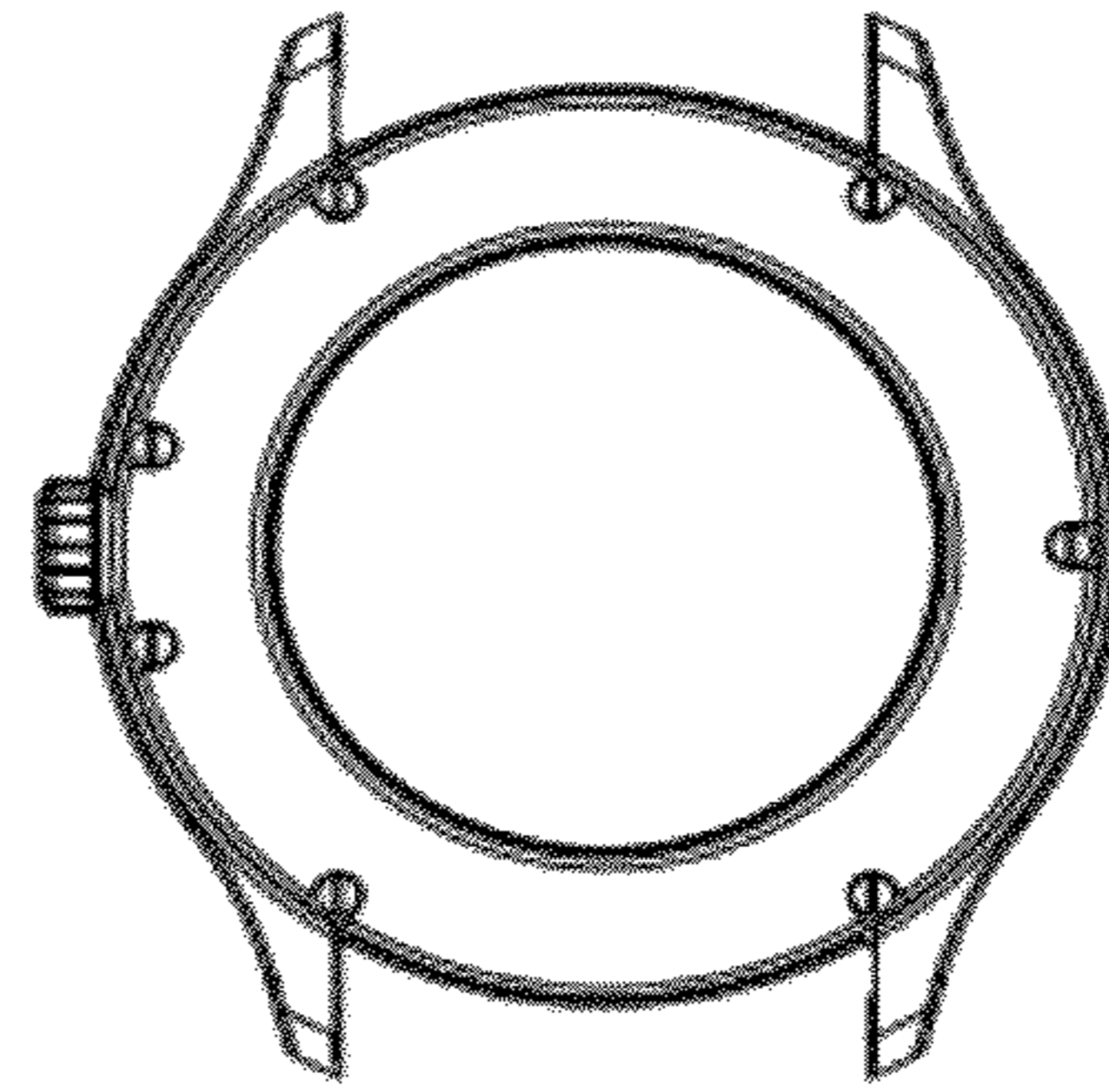


FIG. 2

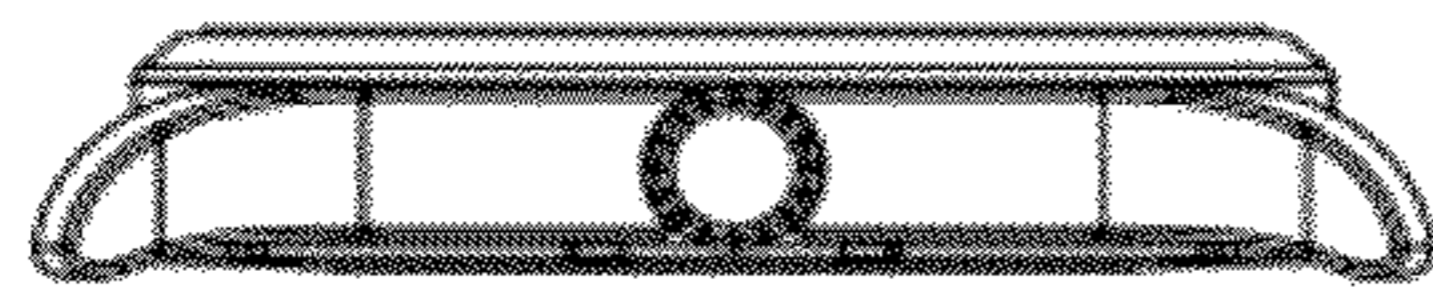


FIG. 3

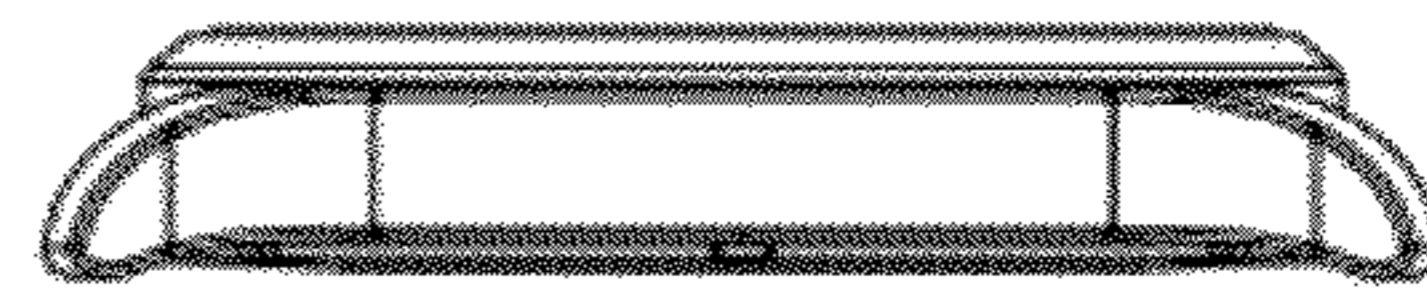


FIG. 4




FIG. 5




FIG. 6

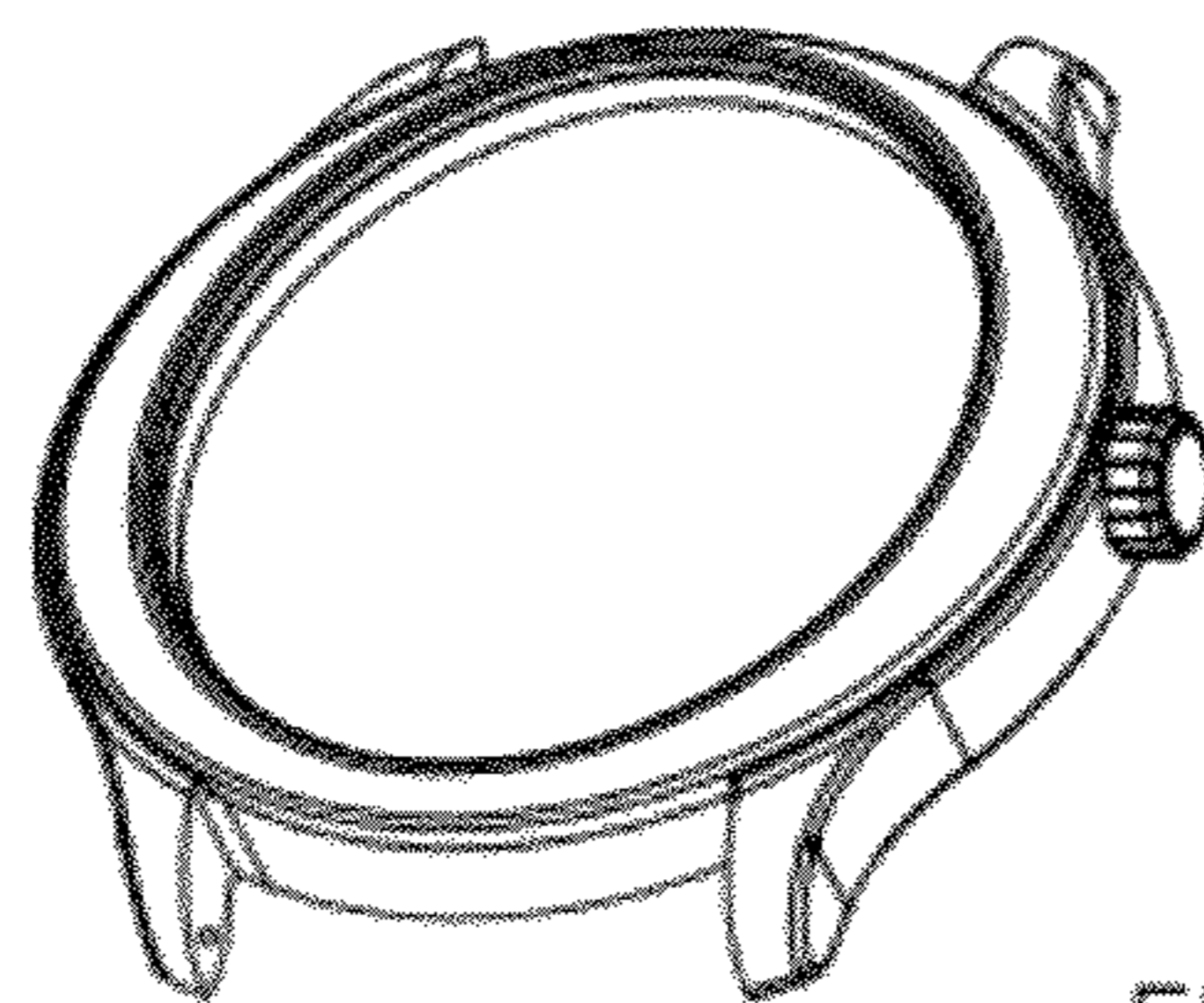


FIG. 7