



US00D663215S

(12) **United States Design Patent**
Clay et al.

(10) **Patent No.:** **US D663,215 S**

(45) **Date of Patent:** **** Jul. 10, 2012**

(54) **CONTAINER**

(75) Inventors: **Kevin Clay**, Milford, CT (US); **David George Miller**, Coppell, TX (US); **Javier Verdura**, Milford, CT (US)

(73) Assignee: **Frito-Lay North America, Inc.**, Plano, TX (US)

(**) Term: **14 Years**

(21) Appl. No.: **29/375,363**

(22) Filed: **Sep. 21, 2010**

(51) **LOC (9) Cl.** **09-01**

(52) **U.S. Cl.** **D9/552; D9/558; D9/571**

(58) **Field of Classification Search** D9/644-645,
D9/652, 500, 516, 537-541, 550-552, 557-558,
D9/565, 571, 574; 215/381-385
See application file for complete search history.

(56) **References Cited**

U.S. PATENT DOCUMENTS

D228,879	S	*	10/1973	Plummer	D9/500
D242,527	S	*	11/1976	Plummer	D9/500
D249,866	S	*	10/1978	Felix	D9/571
D356,506	S	*	3/1995	Kornick et al.	D9/645
6,662,961	B2	*	12/2003	Yourist	215/382
D517,923	S	*	3/2006	Iturriza	D9/652
D548,099	S	*	8/2007	Holm et al.	D9/544
D560,505	S	*	1/2008	Lepoitevin	D9/652 X
D560,507	S	*	1/2008	Lepoitevin	D9/645
D564,889	S	*	3/2008	Boon	D9/539
D564,897	S	*	3/2008	Trollope et al.	D9/652
D567,093	S	*	4/2008	Chirico et al.	D9/558 X
D567,105	S	*	4/2008	Trollope et al.	D9/652
D584,630	S	*	1/2009	Darr et al.	D9/538

D619,010	S	*	7/2010	Wasson et al.	D9/538
D635,861	S	*	4/2011	Caldwell	D9/550
D643,290	S	*	8/2011	Braun et al.	D9/537 X
D643,291	S	*	8/2011	Haskins	D9/516

OTHER PUBLICATIONS

48 oz All Natural Tostitos Chunky Salsa Medium Jar; Manufactured for Frito-Lay, Inc. Plano, TX 75024-4099; Copyright 2007 Frito-Lay North America, Inc.

* cited by examiner

Primary Examiner — Carol P Rademaker

(74) *Attorney, Agent, or Firm* — Colin P. Cahoon; Celina M. Orr; Carstens & Cahoon, LLP


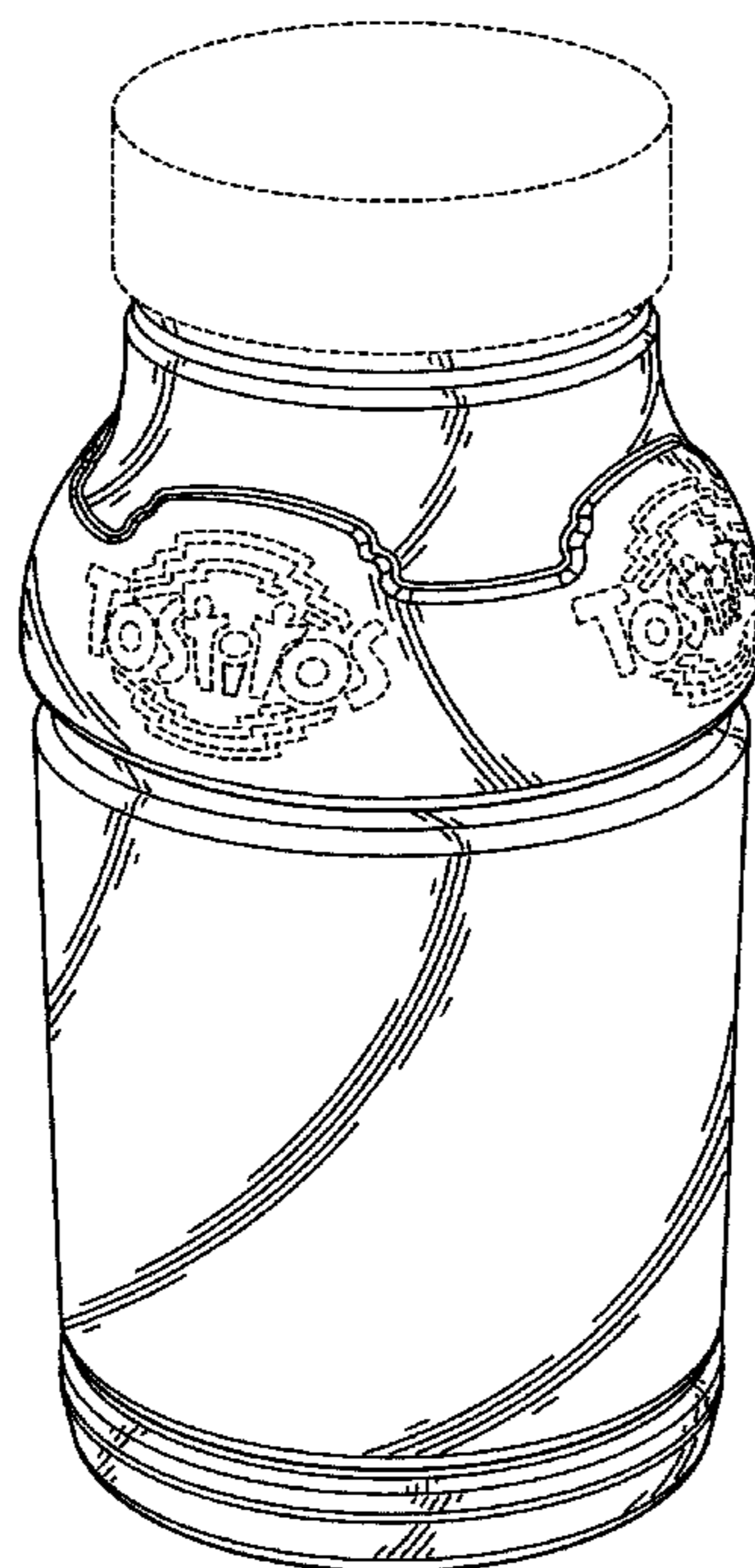
(57) **CLAIM**

The ornamental design for a container, as shown and described.

DESCRIPTION

FIG. 1 is a top, front perspective view of the present invention; FIG. 2 is a front elevation view of the present invention with the left elevation, right elevation, and rear elevation views identical to the front elevation view; FIG. 3 is a top plan view of the present invention; and, FIG. 4 is a bottom plan view of the present invention. The broken lines showing a closure, the central bottom surface, and a product logo are included for the purpose of illustrating environmental structure and form no part of the claimed design.

1 Claim, 3 Drawing Sheets



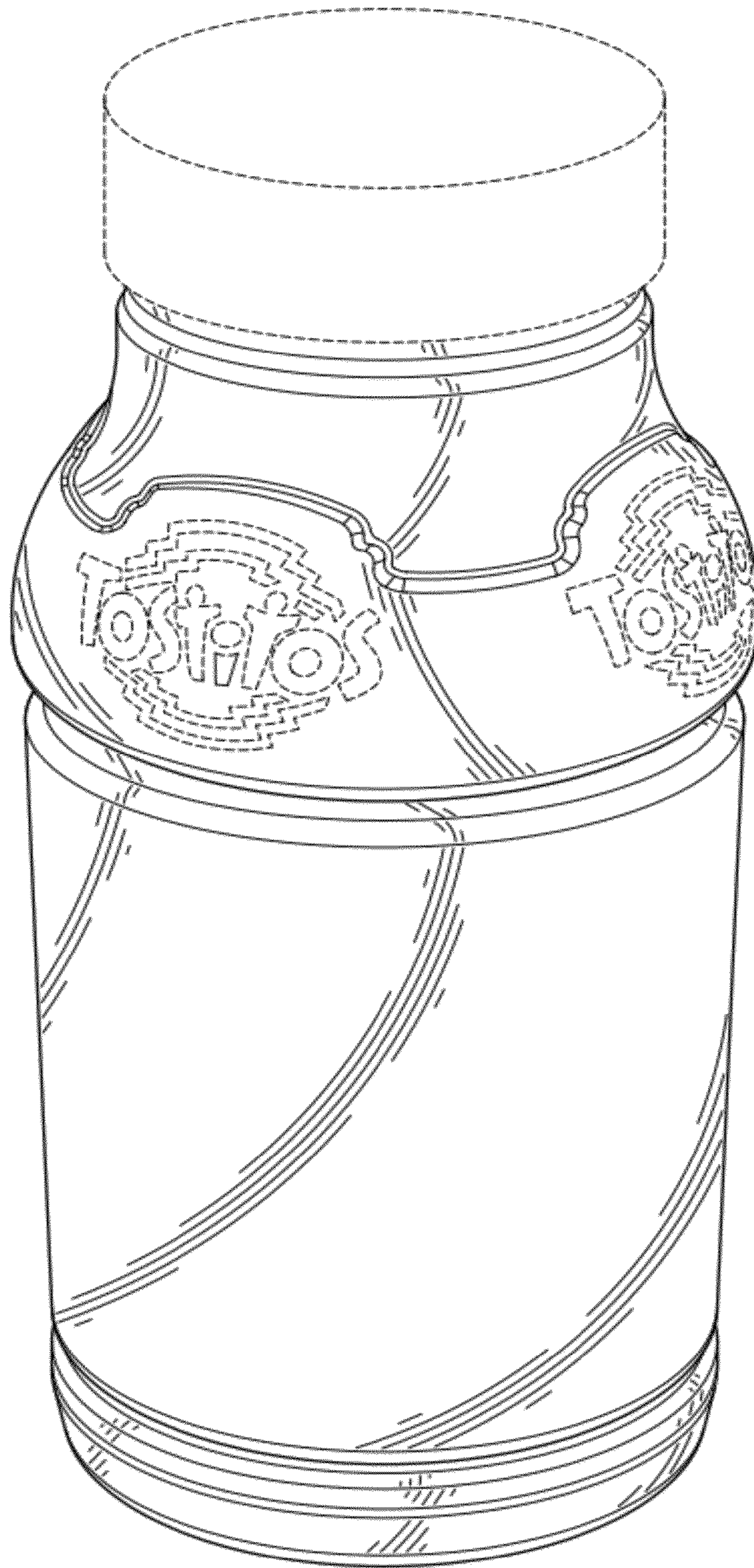


FIG. 1

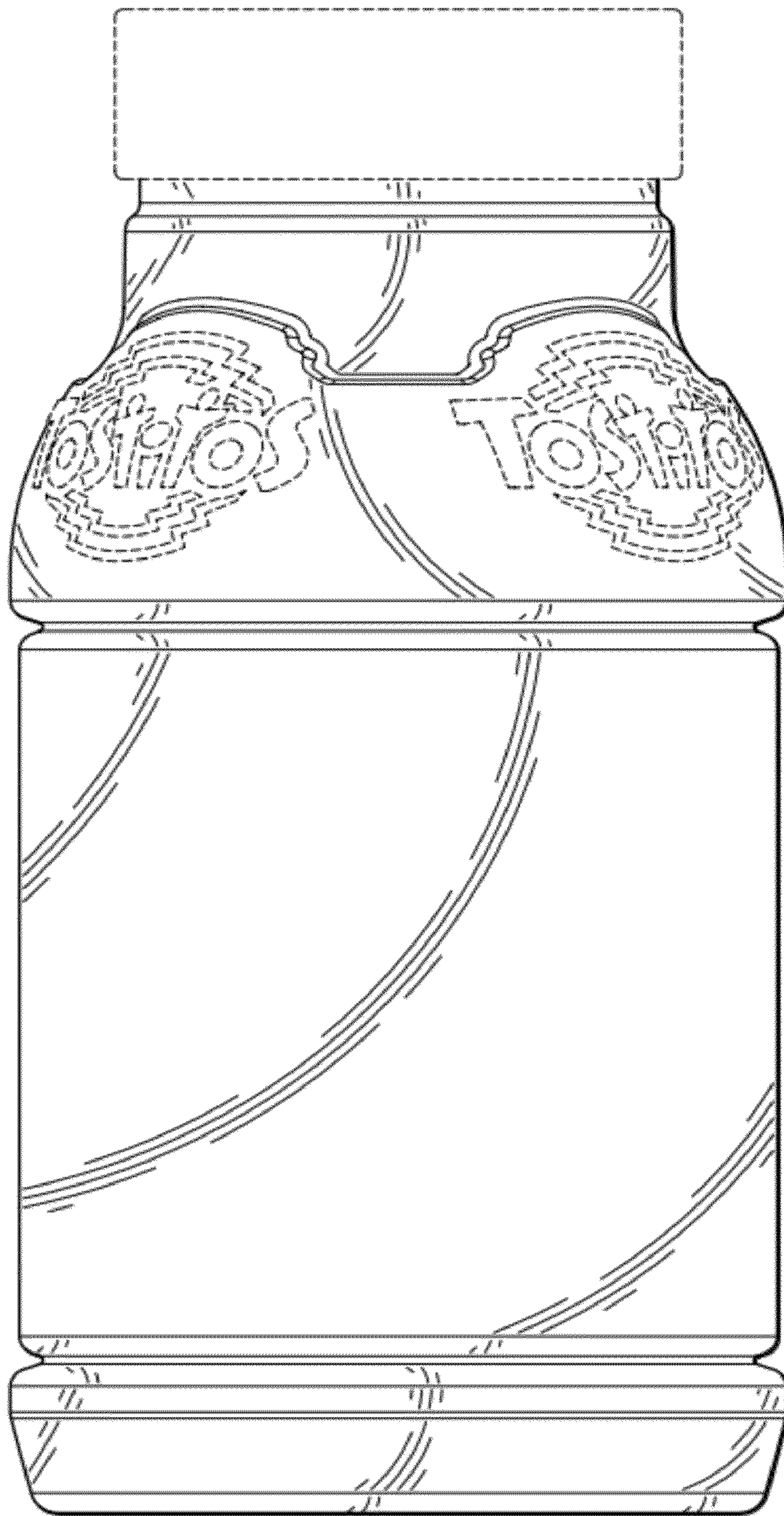


FIG. 2



FIG. 3

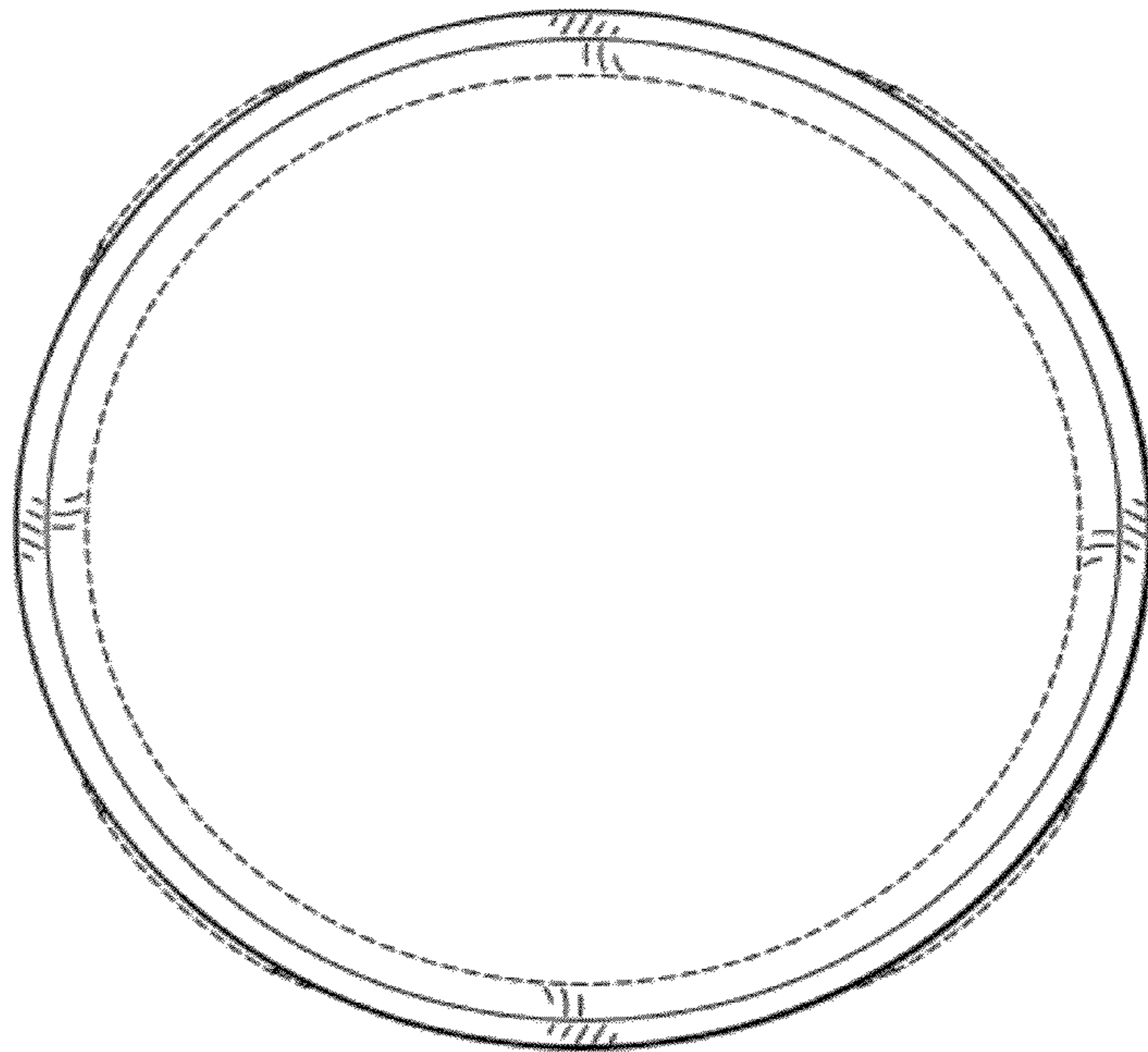


FIG. 4