



US00D663198S

(12) **United States Design Patent**
White et al.

(10) **Patent No.:** **US D663,198 S**
(45) **Date of Patent:** **** Jul. 10, 2012**

(54) **PACKAGE**

(75) Inventors: **Nicholas J White**, Hackettstown, NJ
(US); **Brent Lindberg**, Saint Charles, IL
(US)

(73) Assignee: **MARS, Incorporated**, McLean, VA
(US)

(**) Term: **14 Years**

(21) Appl. No.: **29/399,860**

(22) Filed: **Aug. 19, 2011**

(51) **LOC (9) Cl.** **09-03**

(52) **U.S. Cl.** **D9/430**

(58) **Field of Classification Search** D9/414-432,
D9/449, 456, 748, 762; 206/459.1, 484-484.2,
206/518, 524.3, 557; 229/108, 111, 115,
229/116.1, 116.2, 123.3, 210, 221, 223, 238,
229/925, 924, 926, 904.1, 903, 904; D7/601,
D7/602, 629; D3/312; 220/287, 556, 241-242,
220/780-781, 350

See application file for complete search history.

(56) **References Cited**

U.S. PATENT DOCUMENTS

3,819,043	A *	6/1974	Harrison	206/449
3,986,479	A *	10/1976	Bonk	118/506
4,535,912	A *	8/1985	Bonk	221/46
5,785,179	A *	7/1998	Buczynski et al.	206/494
D414,637	S *	10/1999	Amundson et al.	D9/734
D421,901	S *	3/2000	Hill	D9/423
D421,902	S *	3/2000	Hill	D9/423
D442,081	S *	5/2001	Paul	D9/423
D444,063	S *	6/2001	Buck et al.	D9/447
6,394,298	B1 *	5/2002	Zaidman	220/259.1
D459,124	S *	6/2002	Le et al.	D9/734

D461,403	S *	8/2002	Chomik et al.	D9/423
D463,276	S *	9/2002	Piscopo et al.	D9/420
D465,685	S *	11/2002	Dellerman et al.	D9/435
D467,454	S *	12/2002	Le et al.	D9/734
D469,287	S *	1/2003	Mathews	D9/435
6,585,131	B2 *	7/2003	Huang et al.	221/48
6,592,004	B2 *	7/2003	Huang et al.	221/63
D479,419	S *	9/2003	White et al.	D9/734
D479,420	S *	9/2003	White et al.	D6/518
6,766,919	B2 *	7/2004	Huang et al.	221/63
D498,623	S *	11/2004	Sams et al.	D9/435
7,028,840	B2 *	4/2006	Huang et al.	206/494
D545,097	S *	6/2007	Schlaupitz et al.	D6/518
7,614,519	B2 *	11/2009	Krauth et al.	220/264
7,621,420	B2 *	11/2009	Bandoh et al.	220/326
D630,939	S *	1/2011	Peters et al.	D9/420
2010/0122985	A1 *	5/2010	Peters et al.	220/262

* cited by examiner

Primary Examiner — Thomas Johannes

(74) *Attorney, Agent, or Firm* — Arent Fox LLP

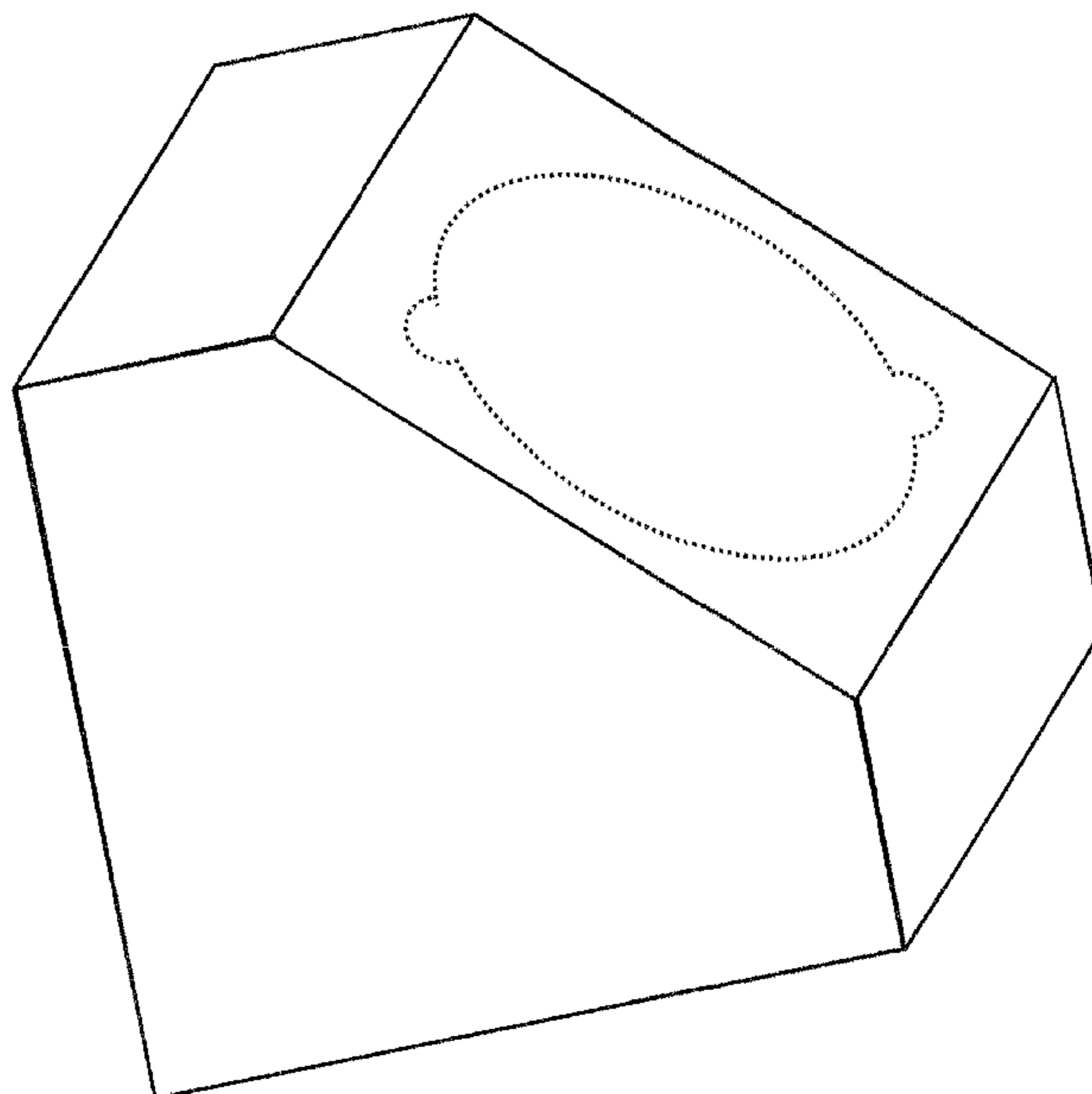
(57) **CLAIM**

The ornamental design for a package, as shown and described.

DESCRIPTION

FIG. 1 is a perspective view of a package showing our new design;
FIG. 2 is a right side view thereof, the left side view being a mirror image thereto;
FIG. 3 is a front view thereof;
FIG. 4 is a rear view thereof;
FIG. 5 is a top view thereof; and,
FIG. 6 is a bottom view thereof.
The dotted lines in FIGS. 1, 3, and 5 show claimed perforation features.

1 Claim, 6 Drawing Sheets



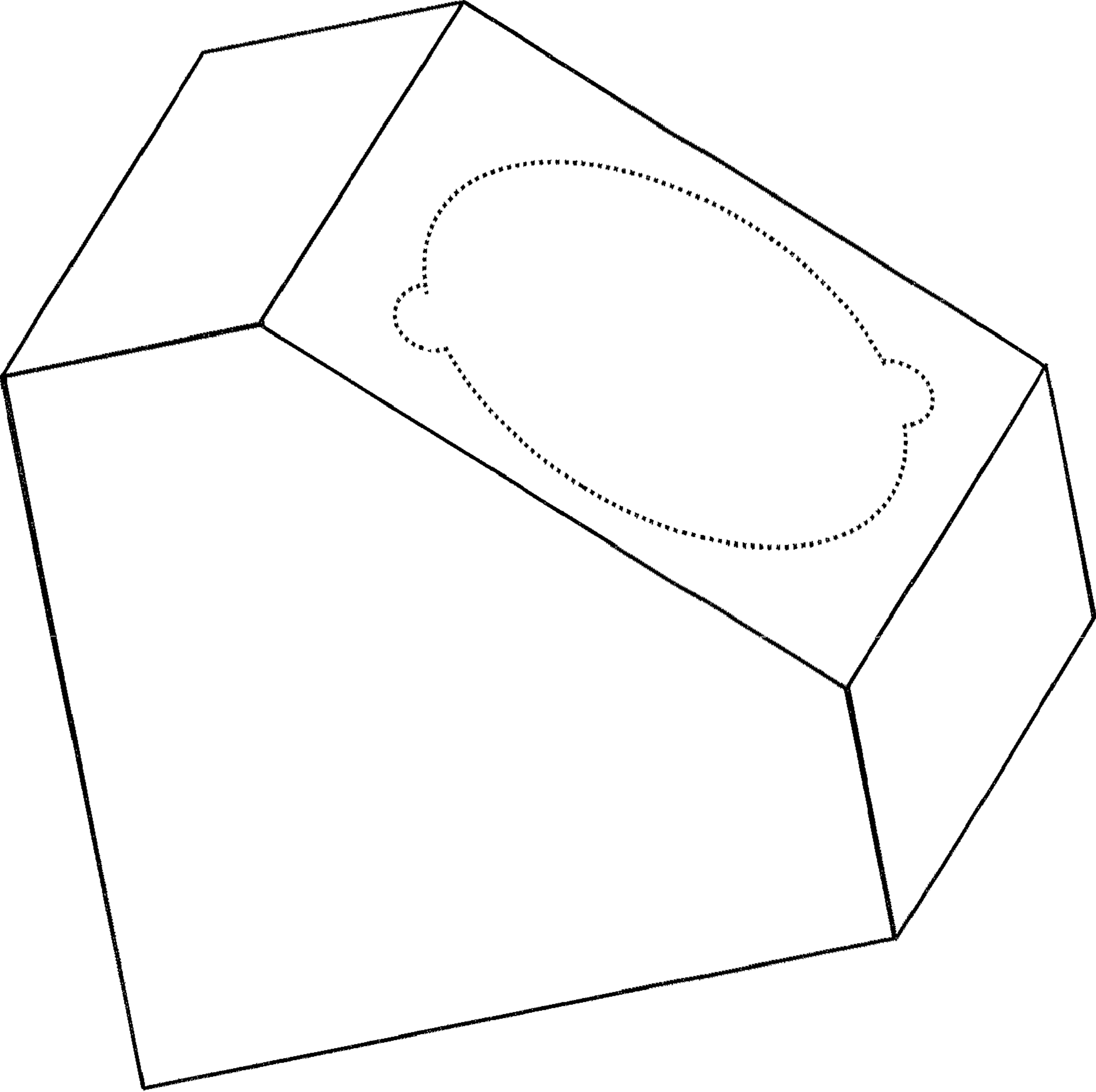


FIG. 1

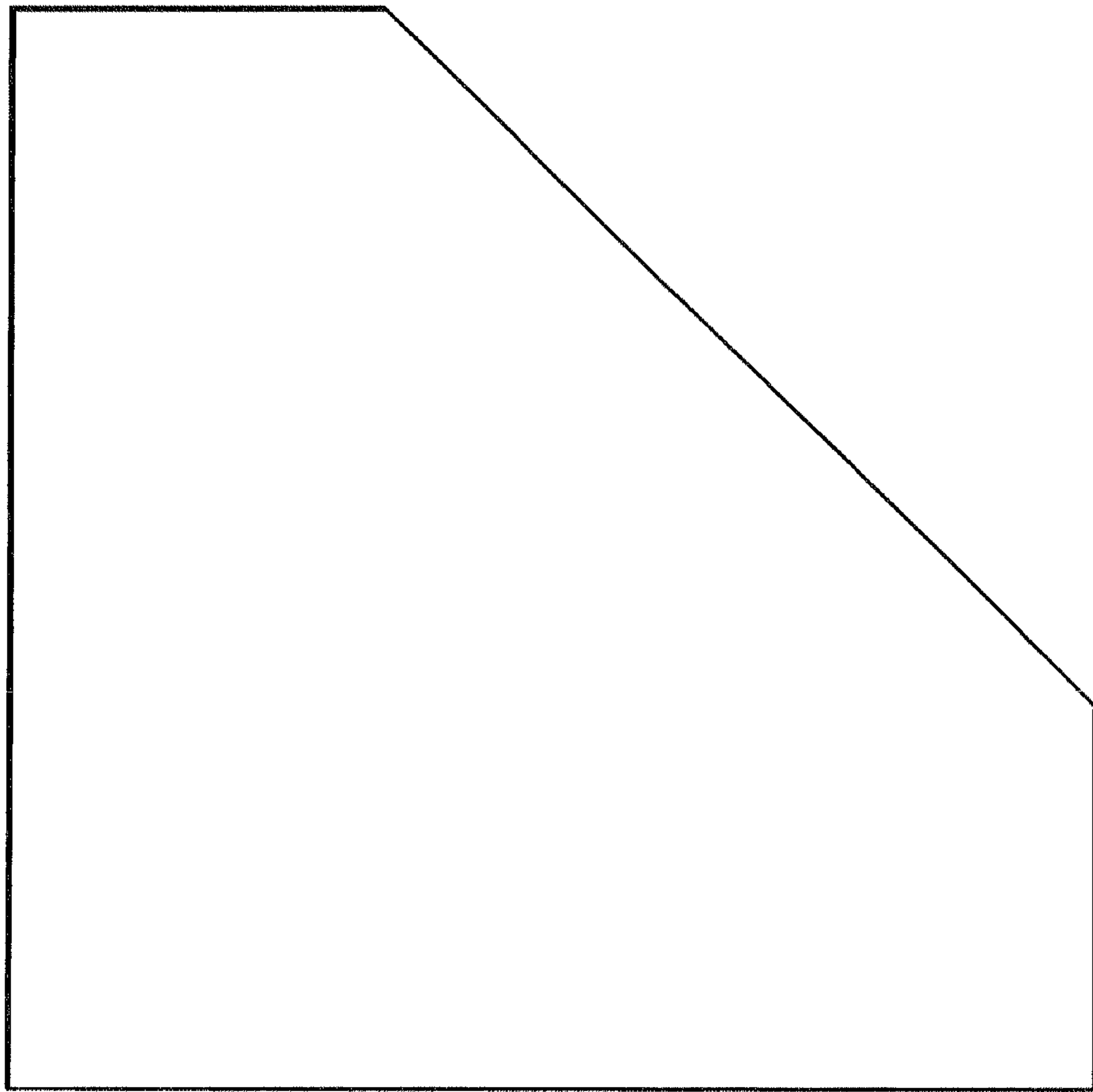


FIG. 2




FIG. 3




FIG. 4




FIG. 5




FIG. 6