



US00D663189S

(12) **United States Design Patent**
Robinson

(10) **Patent No.:** **US D663,189 S**
(45) **Date of Patent:** **** Jul. 10, 2012**

(54) **TOOL HANDLE**

(75) Inventor: **Glenn Robinson**, Parkland, FL (US)

(73) Assignee: **IBT Holdings, LLC**, Deerfield Beach, FL (US)

(**) Term: **14 Years**

(21) Appl. No.: **29/395,606**

(22) Filed: **Feb. 28, 2012**

(51) **LOC (9) Cl.** **08-04**

(52) **U.S. Cl.** **D8/107**

(58) **Field of Classification Search** D8/107,
D8/80, 82, 83, 85, 87, 88, 61, 25; D26/38;
362/96, 120; 30/125; 16/110.1, 111.1; 81/177.1,
81/63.1, 63.2

See application file for complete search history.

6,260,446	B1 *	7/2001	Hu	81/62
D446,706	S *	8/2001	Kalomeris et al.	D8/83
D449,505	S *	10/2001	Glass et al.	D8/83
D481,290	S *	10/2003	Thompson et al.	D8/107
D481,612	S *	11/2003	Tsai	D8/107
D482,589	S *	11/2003	Rampen	D8/107
D482,590	S *	11/2003	Lisle et al.	D8/107
D482,949	S *	12/2003	Molenaar	D8/107
D531,005	S *	10/2006	Chang	D8/107
D533,428	S *	12/2006	Tsai	D8/107
D534,052	S *	12/2006	Lin	D8/107
D536,234	S *	2/2007	Lin	D8/107
D543,085	S *	5/2007	Aglassinger	D8/107
D550,531	S *	9/2007	Yeh	D8/83
7,353,734	B1 *	4/2008	Hu	81/62
D569,210	S *	5/2008	Chien	D8/87
D607,300	S *	1/2010	Lin	D8/107
D644,910	S *	9/2011	Hsu	D8/107

* cited by examiner

Primary Examiner — Paula Greene

(74) *Attorney, Agent, or Firm* — Dan DeLa Rosa

(56) **References Cited**

U.S. PATENT DOCUMENTS

1,603,985	A *	10/1926	Rosenberg	362/120
D197,757	S *	3/1964	Nagamori	D8/87
3,603,782	A *	9/1971	Wortmann	362/120
D256,546	S *	8/1980	Holland-Letz	D8/83
D307,236	S *	4/1990	Cascio et al.	D8/82
D310,472	S *	9/1990	Mader et al.	D8/82
D360,344	S *	7/1995	Eggert et al.	D8/83
D363,012	S *	10/1995	Humphries	D8/87
D378,729	S *	4/1997	Chang	D8/83
5,651,294	A *	7/1997	Shiao	81/59.1
5,687,820	A *	11/1997	Lin	192/43.2
D391,820	S *	3/1998	Bunyea	D8/61
D401,491	S *	11/1998	Shiao	D8/83
D414,095	S *	9/1999	Hoepfl et al.	D8/83
D421,888	S *	3/2000	Thompson et al.	D8/85
6,070,503	A *	6/2000	Shiao	81/63.2
D431,989	S *	10/2000	Lai	D8/83

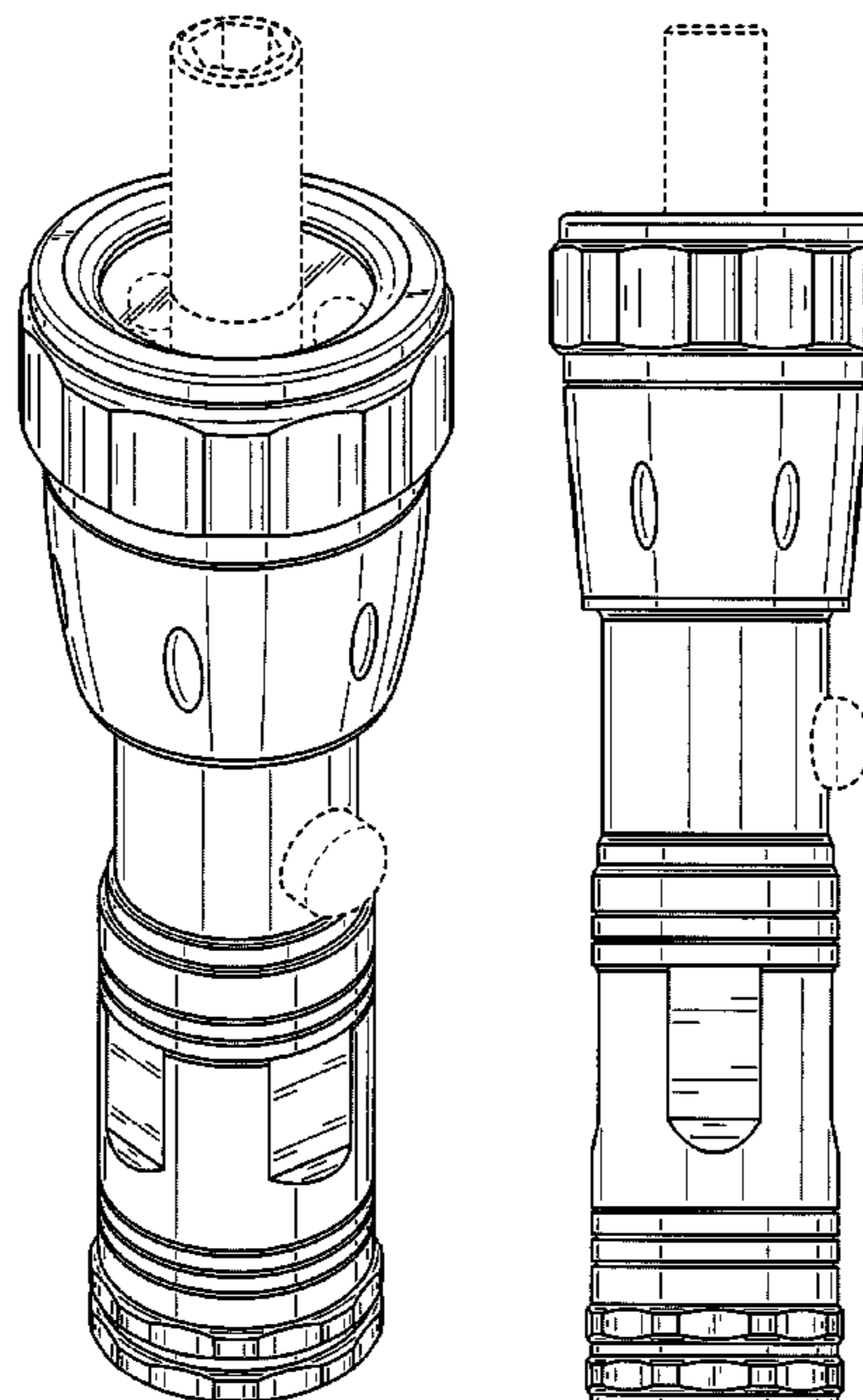
(57) **CLAIM**

The ornamental design for a tool handle, as shown and described.

DESCRIPTION

FIG. 1 is a front perspective view of the tool handle of the present invention showing my new design; FIG. 2 is a front side elevational view thereof; FIG. 3 is a back side elevational view thereof; FIG. 4 is a side elevational view thereof; FIG. 5 is another side elevational view thereof; FIG. 6 is a top plan view thereof; and, FIG. 7 is a bottom plan view thereof. The broken lines form no part of the claimed design.

1 Claim, 4 Drawing Sheets



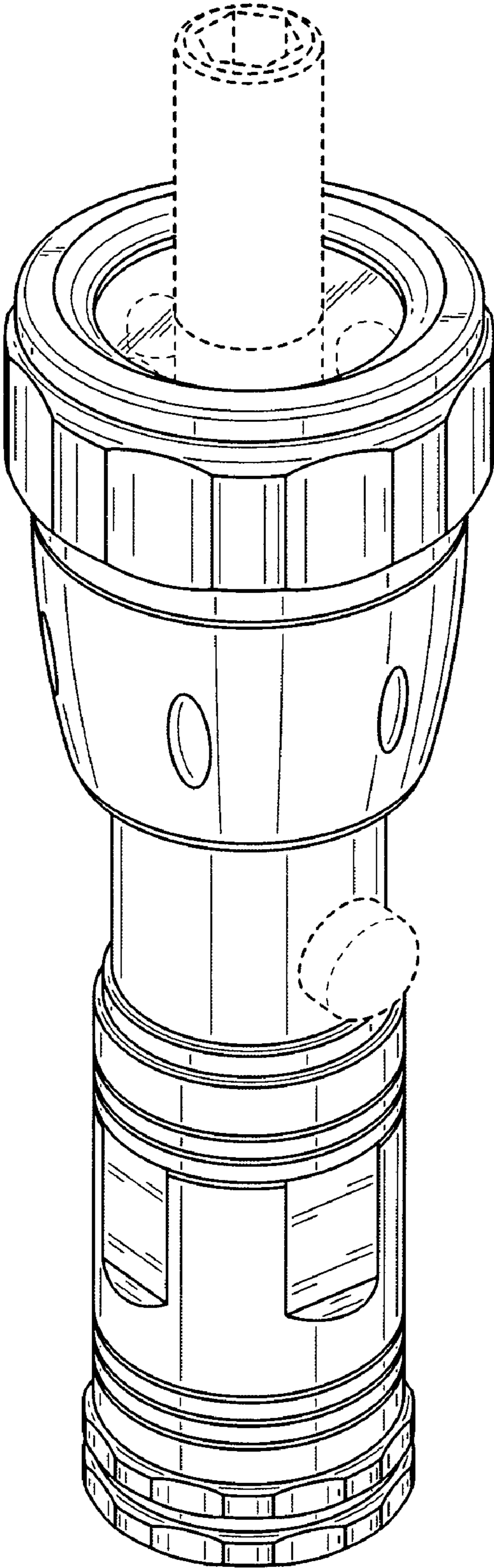


FIG. 1

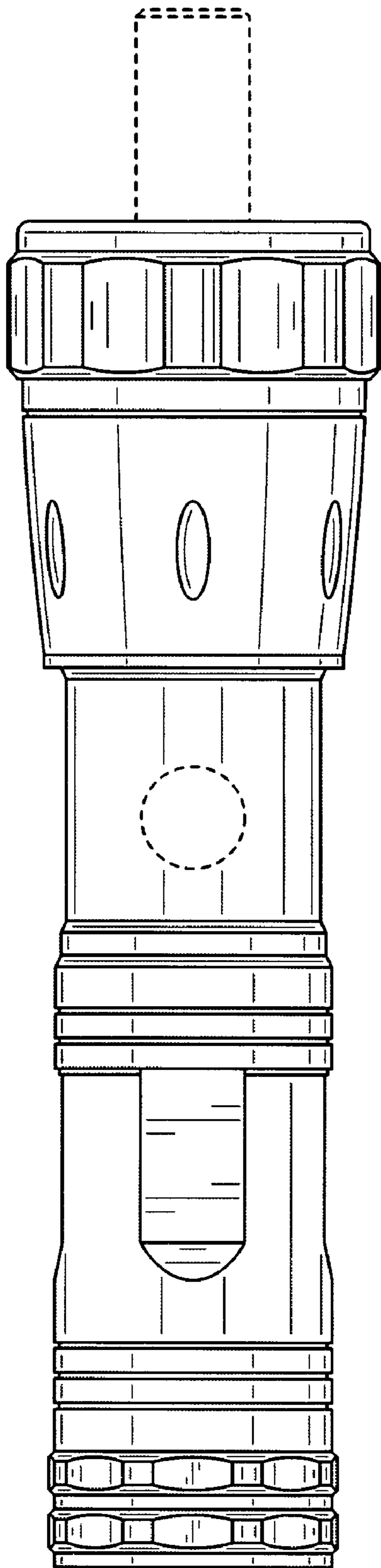


FIG. 2




FIG. 3

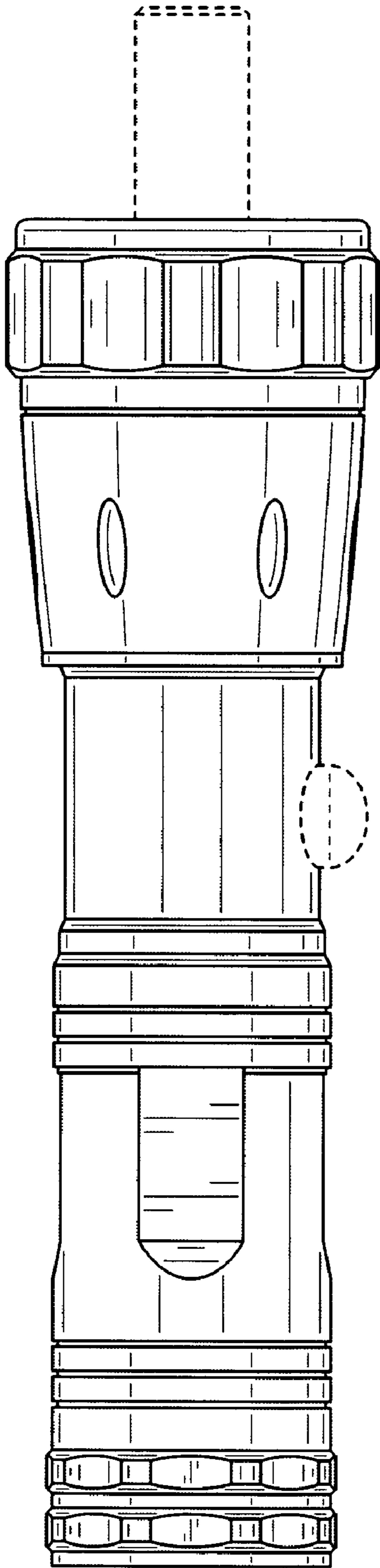


FIG. 4

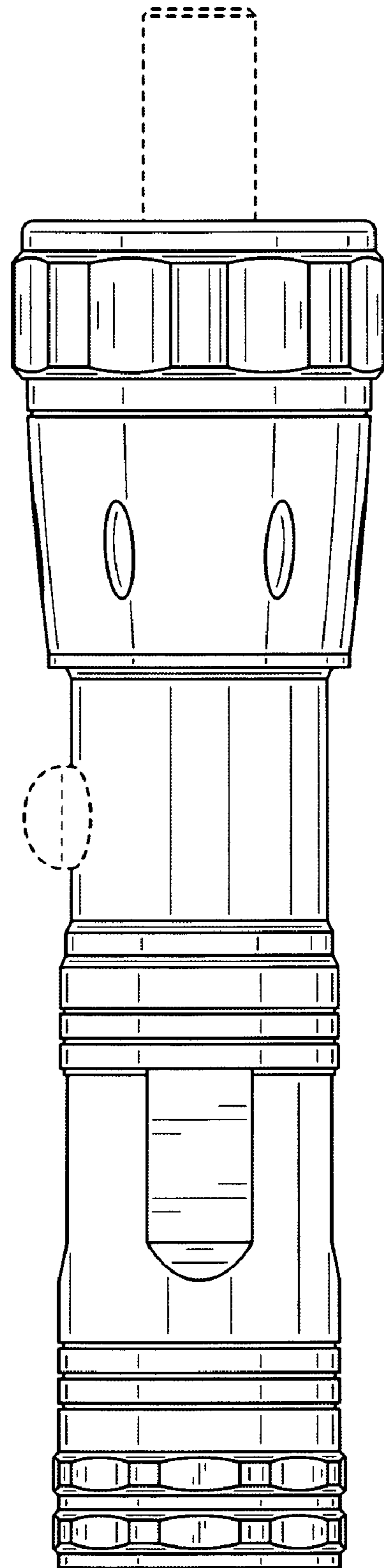


FIG. 5

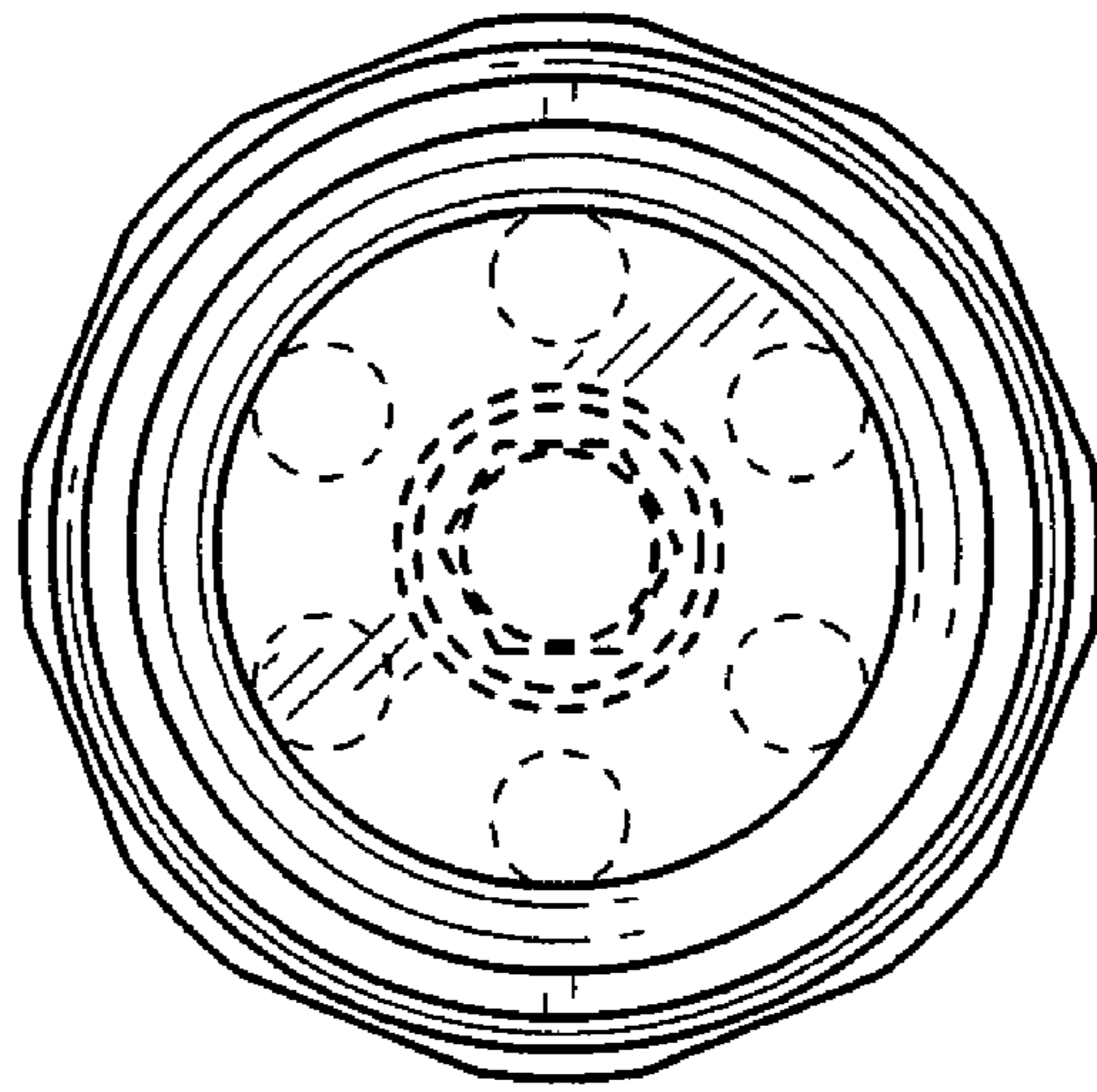


FIG. 6

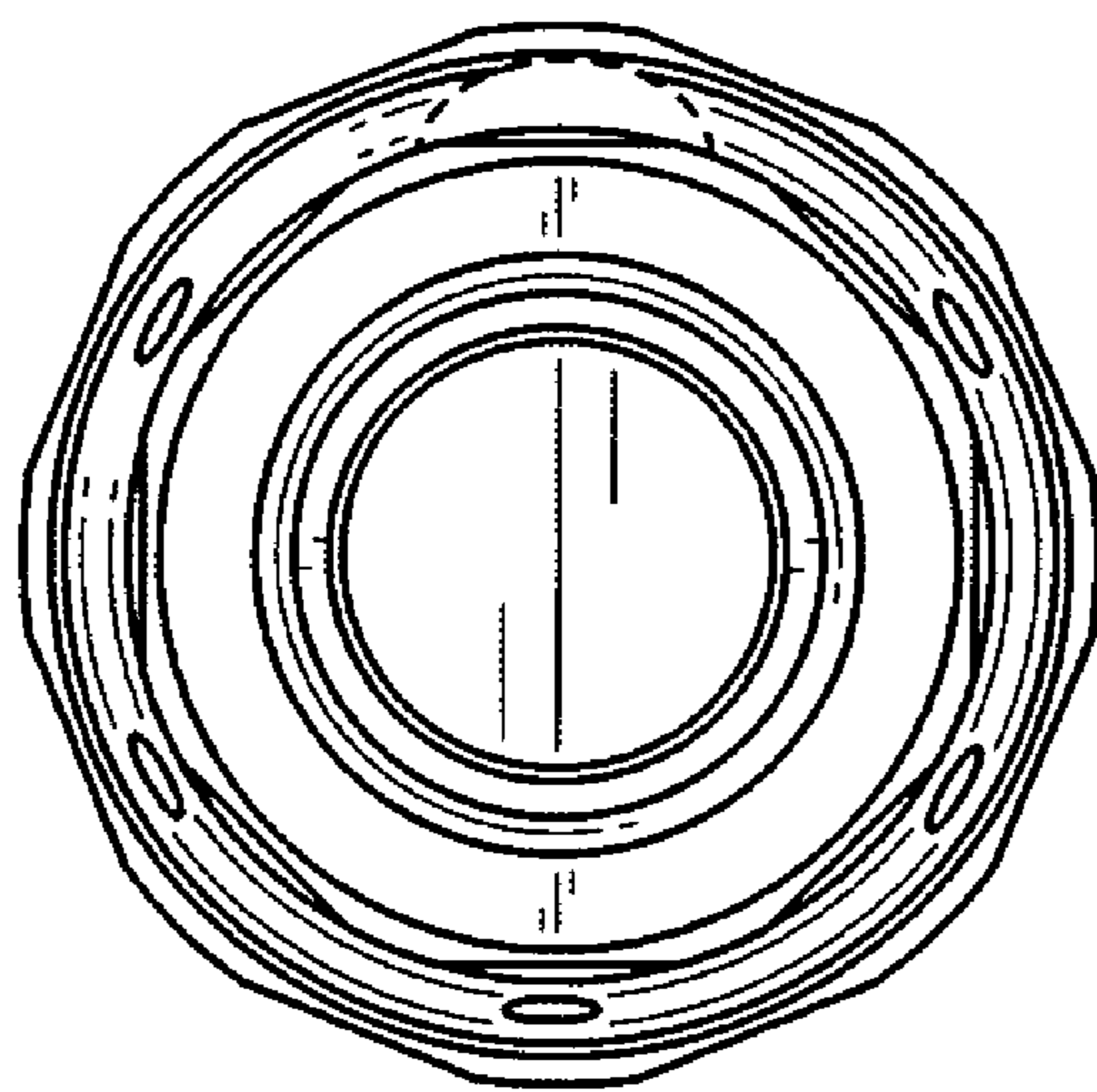


FIG. 7