



US00D663178S

(12) **United States Design Patent**
Tsai

(10) **Patent No.:** **US D663,178 S**
(45) **Date of Patent:** **** Jul. 10, 2012**

- (54) **WRENCH**
- (75) Inventor: **Ming-Chieh Tsai**, Changhua (TW)
- (73) Assignee: **Hung Jyeh Co. Ltd.**, Changhua (TW)
- (**) Term: **14 Years**
- (21) Appl. No.: **29/411,005**
- (22) Filed: **Jan. 14, 2012**
- (51) **LOC (9) Cl.** **08-05**
- (52) **U.S. Cl.** **D8/28**
- (58) **Field of Classification Search** D8/17,
D8/21-29, 97, 107; 81/60, 177.1, 177.85,
81/121.1, 124.3, 165-170, 110.1, 176.2,
81/124.6, 176.1, 176.15, 177.2, 186; 16/110.1;
D15/144.1; 219/75, 227, 229, 121.16, 121.18
See application file for complete search history.

(56) **References Cited**

U.S. PATENT DOCUMENTS

D243,093	S	*	1/1977	Reynolds	D25/41.1
D297,055	S	*	8/1988	McElvania	D25/38.1
D434,292	S	*	11/2000	Hsieh	D8/28
D481,276	S	*	10/2003	Hu	D8/28
D481,597	S	*	11/2003	Hsieh	D8/22
D483,238	S	*	12/2003	Hsieh	D8/22
D499,619	S	*	12/2004	Hsien	D8/28

D506,371	S	*	6/2005	Hsien	D8/27
D507,466	S	*	7/2005	Hu	D8/27
D626,575	S	*	11/2010	Washington, III	D15/139
D632,147	S	*	2/2011	Yang	D8/28
8,113,749	B2	*	2/2012	Dost et al.	408/214
2002/0090273	A1	*	7/2002	Serwa	409/132

* cited by examiner

Primary Examiner — Raphael Barkai
Assistant Examiner — Randall H Gholson

(74) *Attorney, Agent, or Firm* — Che-Yang Chen; Law Office of Michael Chen

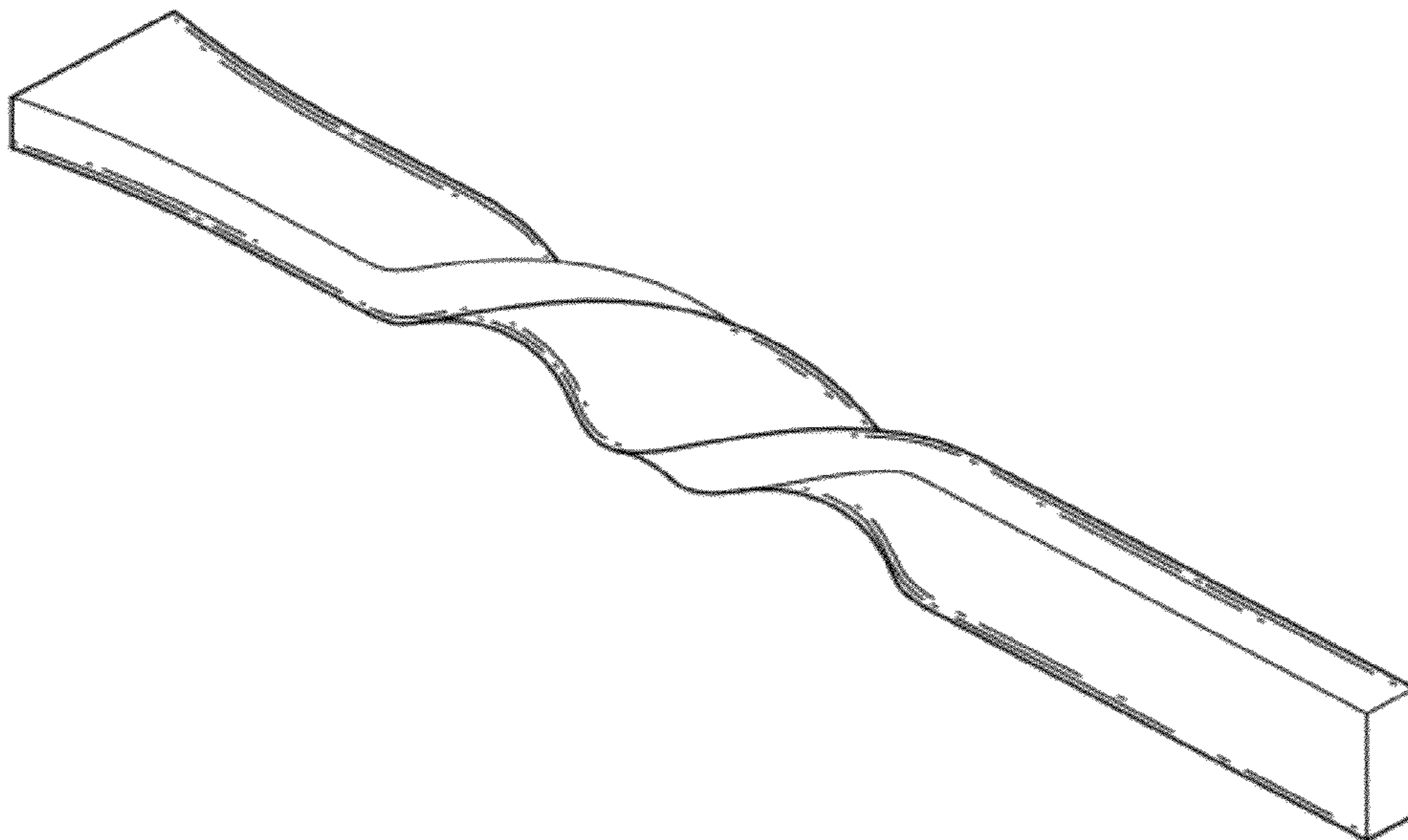
(57) **CLAIM**

The ornamental design for a wrench, as shown and described.

DESCRIPTION

FIG. 1 is a perspective view of a wrench showing my new design;
 FIG. 2 is a front elevational view thereof;
 FIG. 3 is a rear elevational view thereof;
 FIG. 4 is a left side elevational view thereof;
 FIG. 5 is a right side elevational view thereof;
 FIG. 6 is a top plan view thereof;
 FIG. 7 is a bottom plan view thereof; and,
 FIG. 8 is a perspective schematic view illustrating an application of a wrench showing my design.
 The broken lines in FIG. 8 are for illustrative purposes only and form no part of the claimed design.

1 Claim, 5 Drawing Sheets



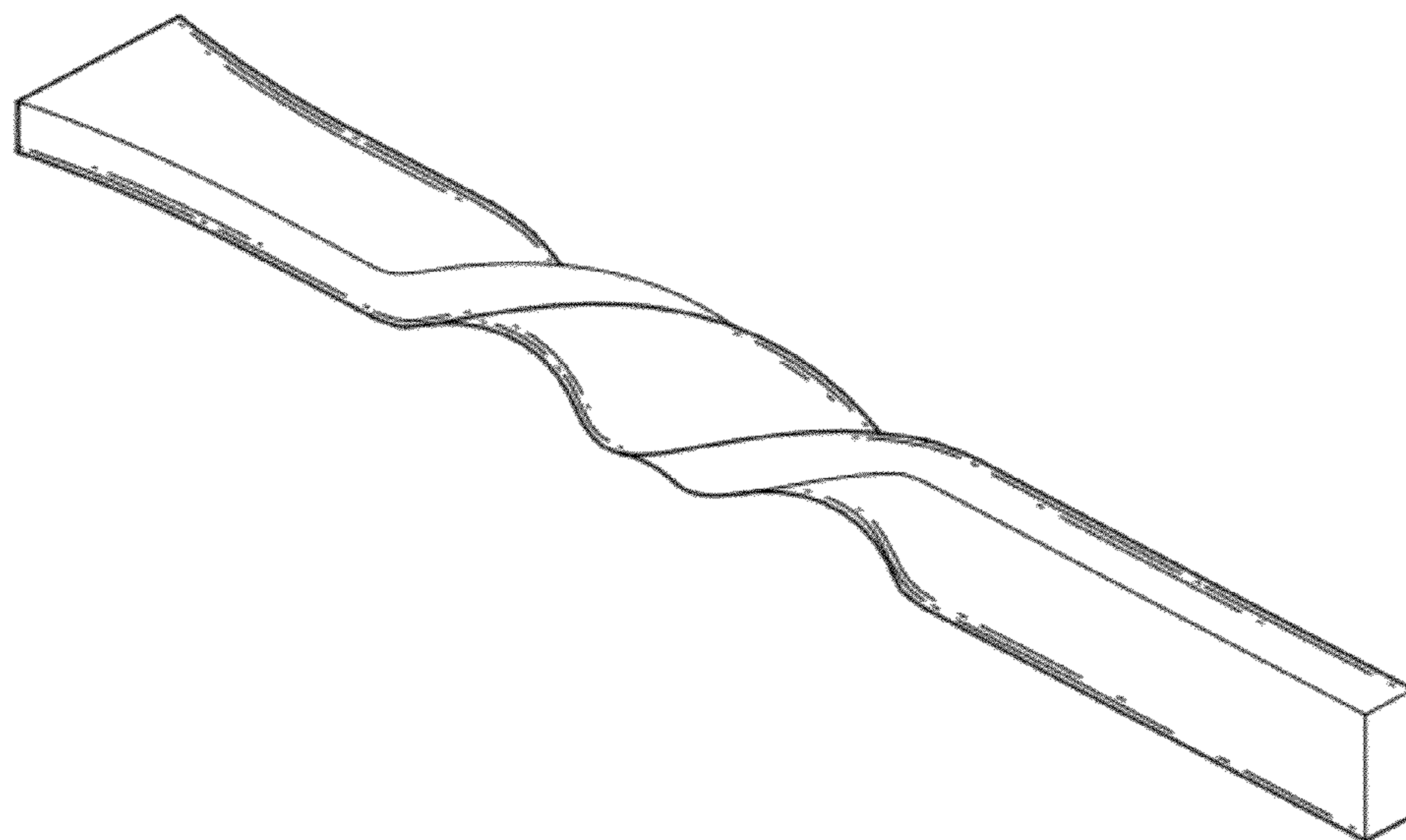


FIG. 1



FIG. 2




FIG. 3

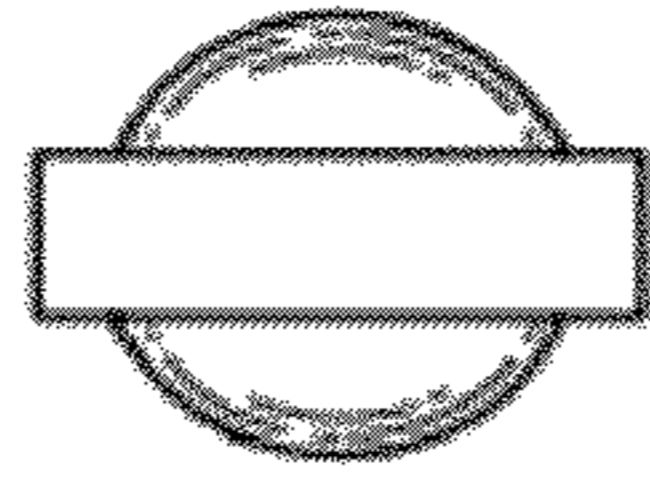


FIG. 4

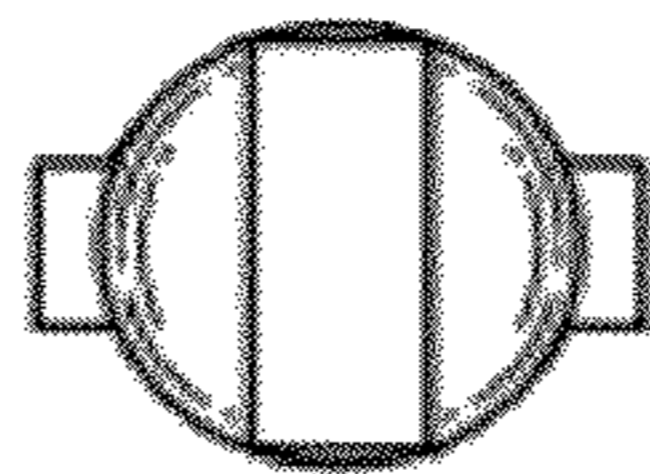


FIG. 5




FIG. 6




FIG. 7

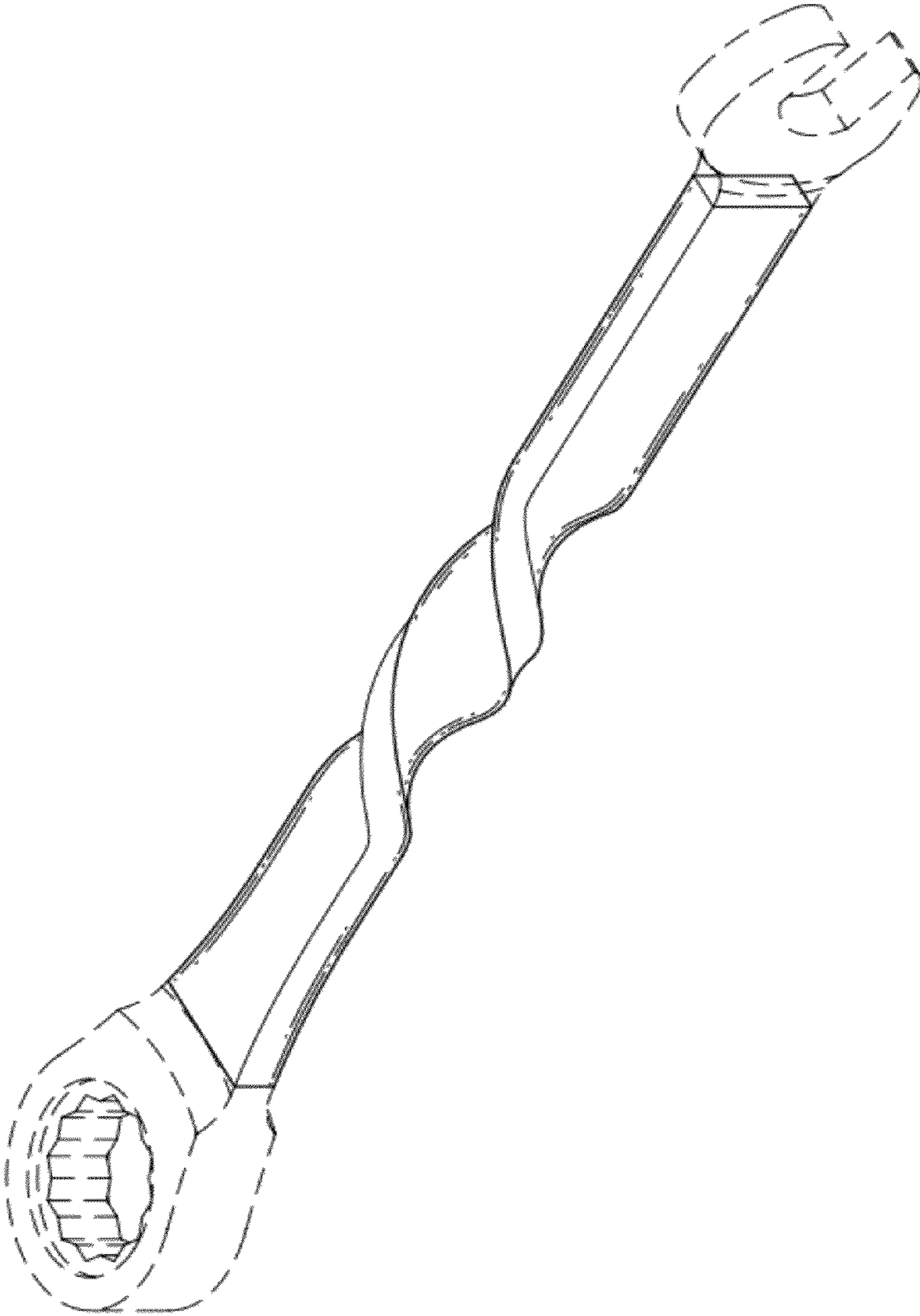


FIG. 8