



US00D663152S

(12) **United States Design Patent**
Shive

(10) **Patent No.:** **US D663,152 S**
(45) **Date of Patent:** **** Jul. 10, 2012**

(54) **EURO TOP MATTRESS FOUNDATION**

(75) Inventor: **John Shive**, High Point, NC (US)

(73) Assignee: **Sealy Technology, LLC**, Trinity, NC (US)

(**) Term: **14 Years**

(21) Appl. No.: **29/402,658**

(22) Filed: **Sep. 26, 2011**

(51) **LOC (9) Cl.** **69-09**

(52) **U.S. Cl.** **D6/605**

(58) **Field of Classification Search** D6/595-601,
D6/604-606; 5/690, 696, 702, 706, 716-718
See application file for complete search history.

(56) **References Cited**

U.S. PATENT DOCUMENTS

| | | | | | |
|-----------|------|---------|-----------------|-------|---------|
| 2,188,576 | A * | 1/1940 | Mulloy | | 5/498 |
| 3,047,888 | A * | 8/1962 | Shecter et al. | | 428/218 |
| 6,233,764 | B1 * | 5/2001 | Orr | | 5/496 |
| D616,236 | S * | 5/2010 | Morrison | | D6/596 |
| D621,197 | S * | 8/2010 | Gladney et al. | | D6/605 |
| D622,088 | S * | 8/2010 | Morrison | | D6/605 |
| D622,531 | S * | 8/2010 | Morrison et al. | | D6/605 |
| D622,996 | S * | 9/2010 | Morrison et al. | | D6/596 |
| D634,148 | S * | 3/2011 | Morrison | | D6/605 |
| D649,385 | S * | 11/2011 | Freese et al. | | D6/605 |

| | | | | | |
|--------------|------|---------|---------------|-------|---------|
| D649,386 | S * | 11/2011 | Freese et al. | | D6/605 |
| D649,387 | S * | 11/2011 | Jung et al. | | D6/605 |
| 2010/0138992 | A1 * | 6/2010 | Morrison | | 5/279.1 |

FOREIGN PATENT DOCUMENTS

| | | | |
|----|----------------|---|--------|
| EM | 001757394-0002 | * | 9/2010 |
| EM | 001757394-0003 | * | 9/2010 |
| EM | 001757394-0004 | * | 9/2010 |

* cited by examiner

Primary Examiner — Mary Ann Calabrese

(74) *Attorney, Agent, or Firm* — Roetzel & Andress; James C. Scott

(57) **CLAIM**

The ornamental designs for a Euro top mattress foundation, as shown and described.

DESCRIPTION

FIG. 1 is a perspective view of the Euro top mattress foundation.

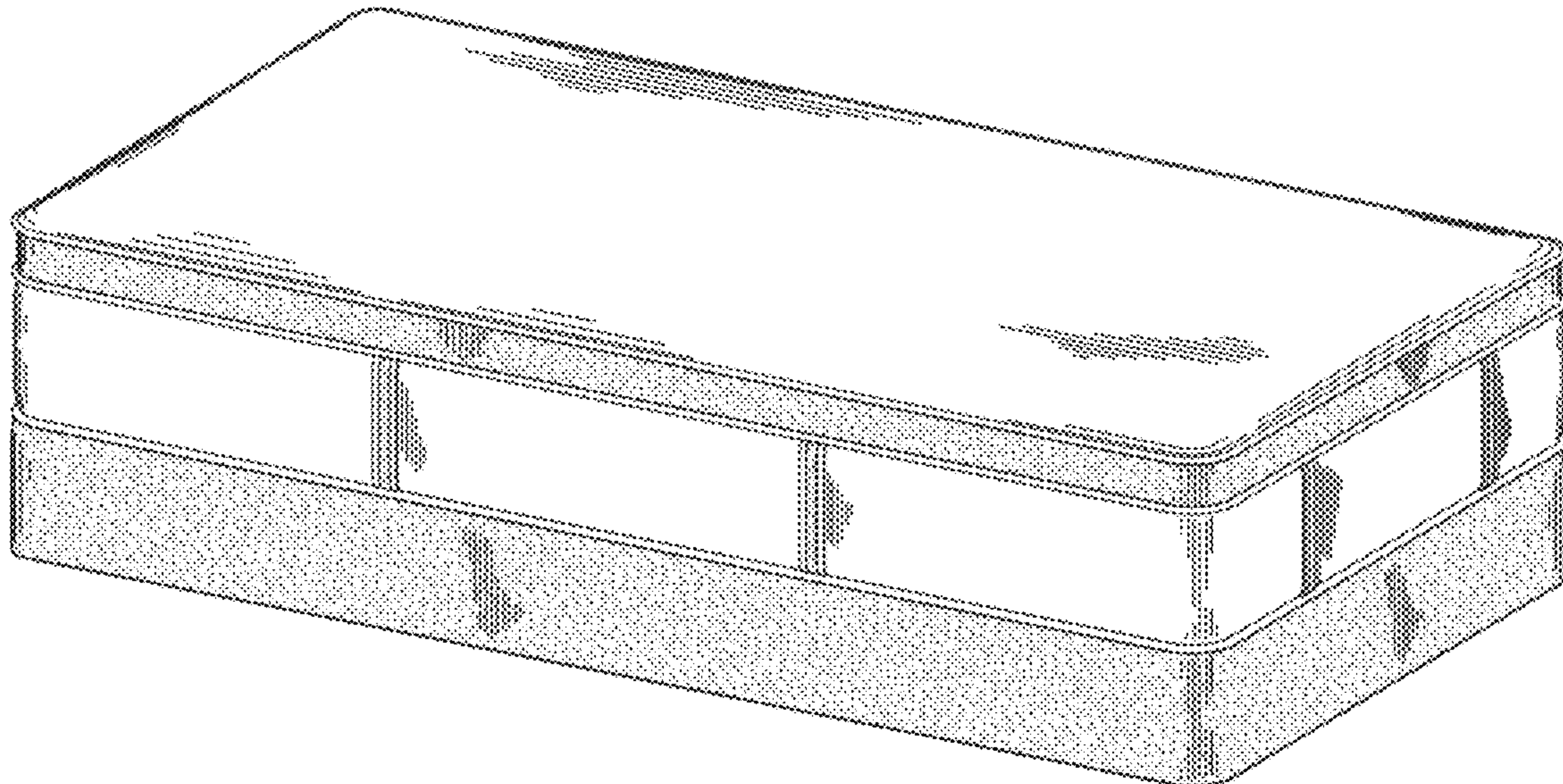
FIG. 2 is a side view of the Euro top mattress foundation of FIG. 1, which is identical to the opposite side view thereof.

FIG. 3 is an end view of the Euro top mattress foundation of FIG. 1, which is identical to the opposite end view thereof.

FIG. 4 is a top view of the Euro top mattress foundation of FIG. 1; and,

FIG. 5 is a bottom view of the Euro top mattress foundation of FIG. 1.

1 Claim, 4 Drawing Sheets



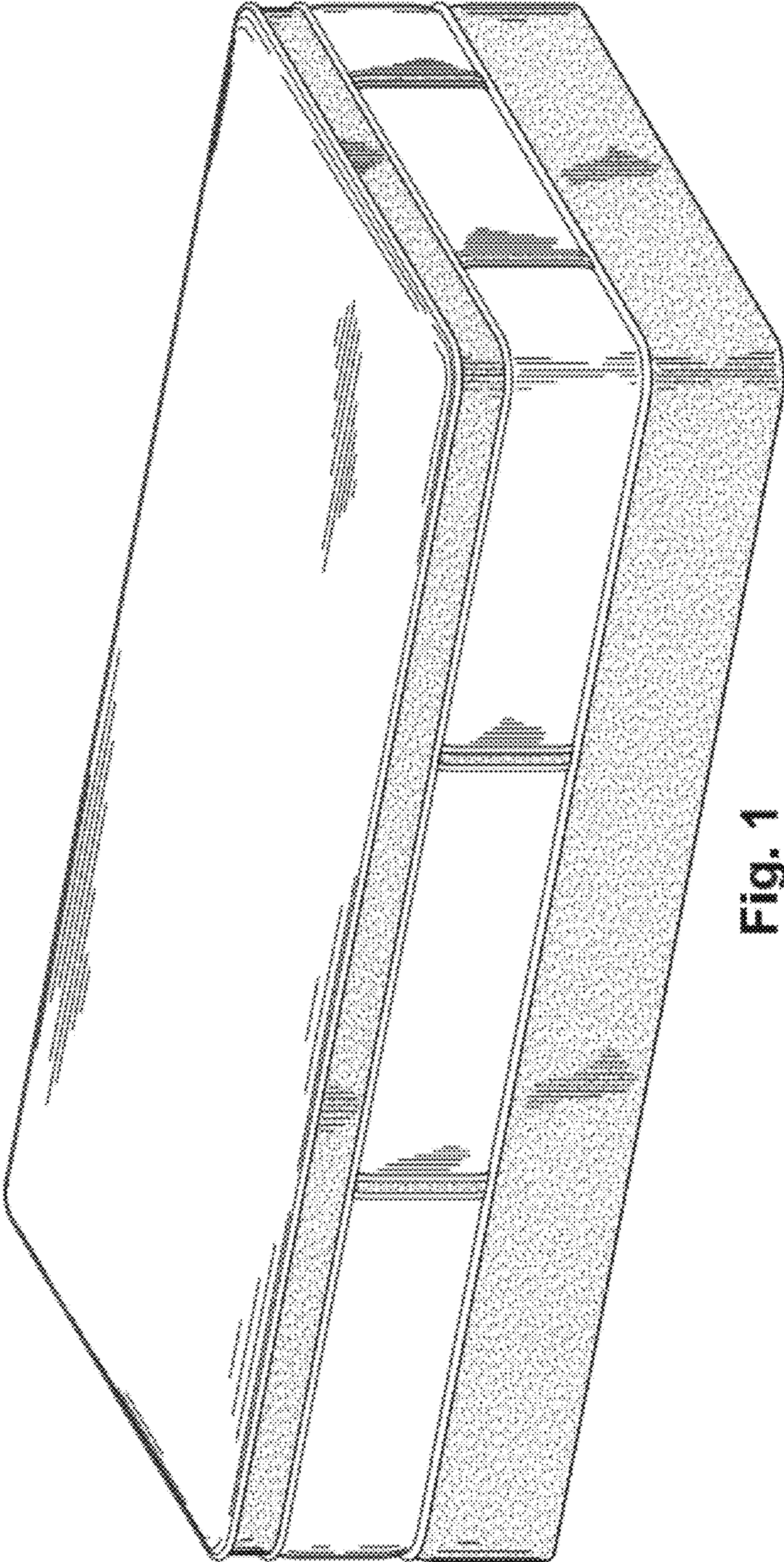


Fig. 1




Fig. 2




Fig. 3

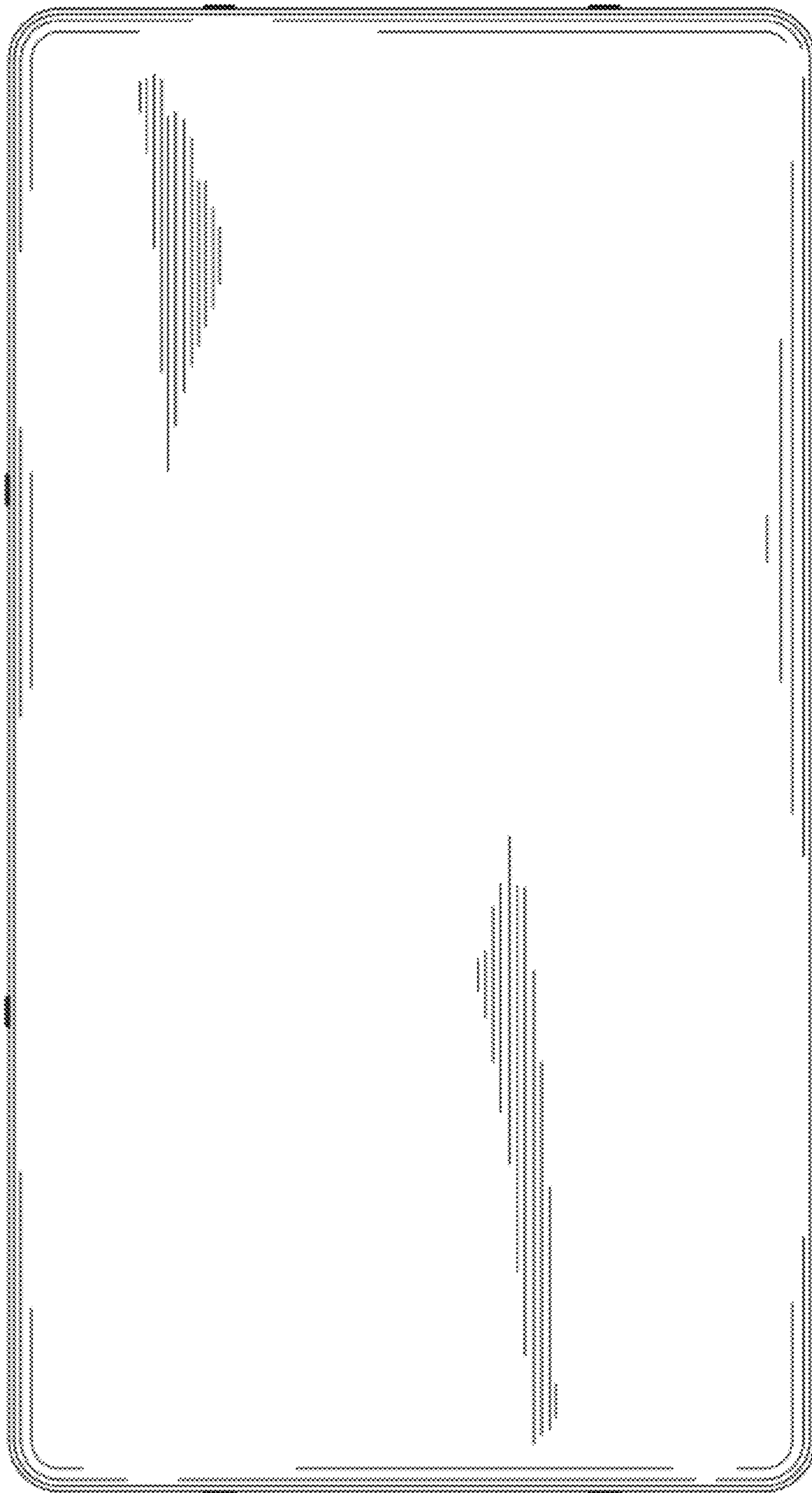


Fig. 4




Fig. 5