

US00D663149S

(12) **United States Design Patent**
Cohen

(10) **Patent No.:** **US D663,149 S**

(45) **Date of Patent:** **** Jul. 10, 2012**

(54) **PILLOW**

(75) Inventor: **Marty Cohen**, Ridgefield, CT (US)

(73) Assignee: **IdeaVillage Products, Inc.**, Wayne, NJ (US)

(**) Term: **14 Years**

(21) Appl. No.: **29/374,867**

(22) Filed: **Oct. 18, 2011**

(51) **LOC (9) Cl.** **06-09**

(52) **U.S. Cl.** **D6/601**

(58) **Field of Classification Search** D6/595,
D6/596, 601, 604; 5/630, 633, 636, 637,
5/652-656, 706; D21/809

See application file for complete search history.

(56) **References Cited**

U.S. PATENT DOCUMENTS

D163,709 S	*	6/1951	Ray	D6/604
D242,390 S	*	11/1976	Grube	D6/601
D276,938 S	*	12/1984	Pedersen	D24/183
D311,470 S	*	10/1990	Cosgrove et al.	D6/601
D342,411 S	*	12/1993	Graebe	D6/601

5,431,618 A	*	7/1995	Levi	482/142
D579,256 S	*	10/2008	Alfieri et al.	D6/601
D635,265 S	*	3/2011	Coffey et al.	D24/183
D651,368 S	*	12/2011	Seliskar et al.	D30/160
2005/0150050 A1	*	7/2005	Wolf et al.	5/636

* cited by examiner

Primary Examiner — Janice Seeger

(74) *Attorney, Agent, or Firm* — Dan M. DeLaRosa

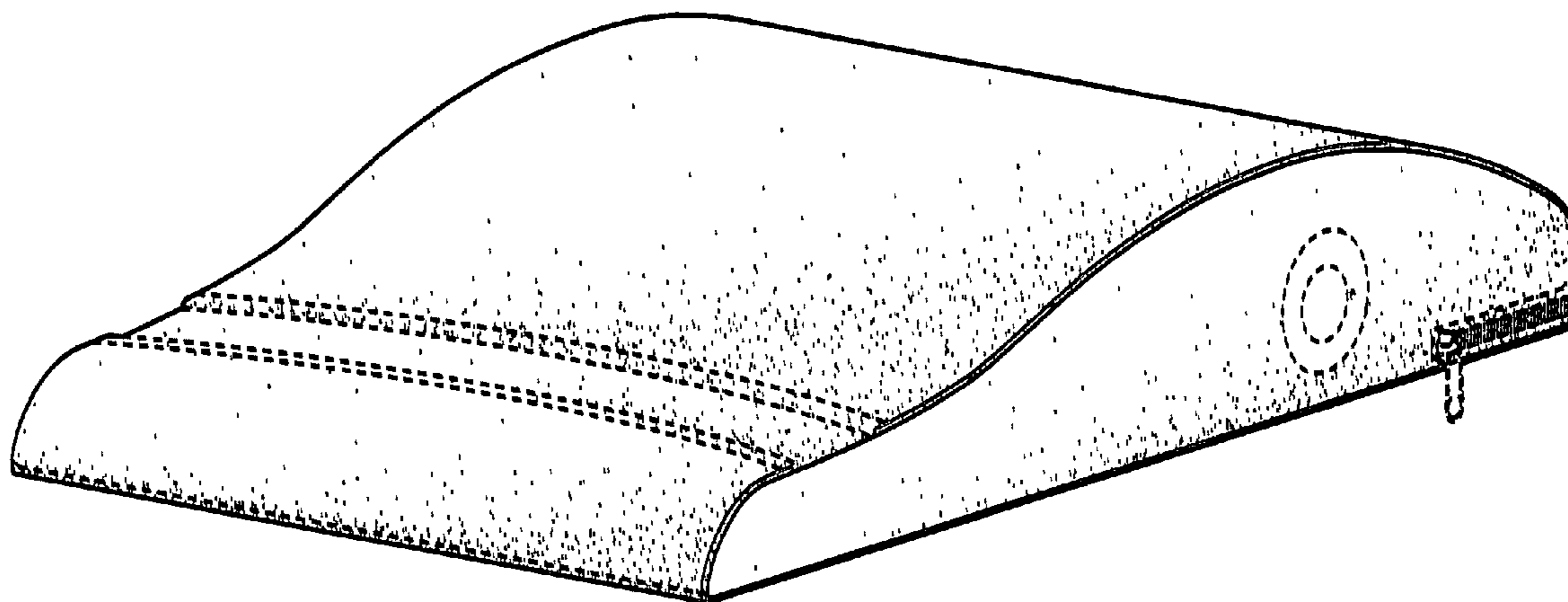
(57) **CLAIM**

The ornamental design for pillow, as shown and described.

DESCRIPTION

FIG. 1 is a front perspective view of the pillow of the present invention showing my new design;
 FIG. 2 is a front side elevational view thereof;
 FIG. 3 is a back side elevational view thereof;
 FIG. 4 is a side elevational view thereof;
 FIG. 5 is another side elevational view thereof;
 FIG. 6 is a top plan view thereof; and,
 FIG. 7 is a bottom plan view thereof.
 The broken lines are for environmental purposes only and form no part of the claimed design.

1 Claim, 5 Drawing Sheets



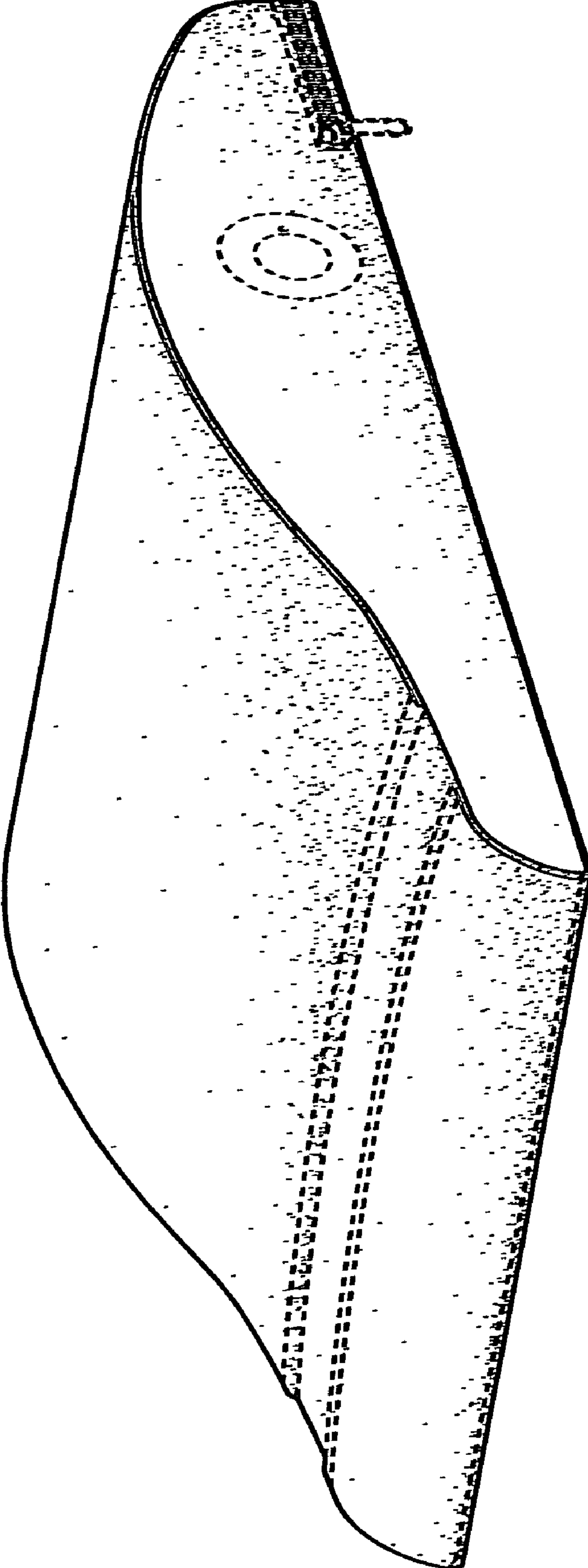


FIG. 1




FIG. 2

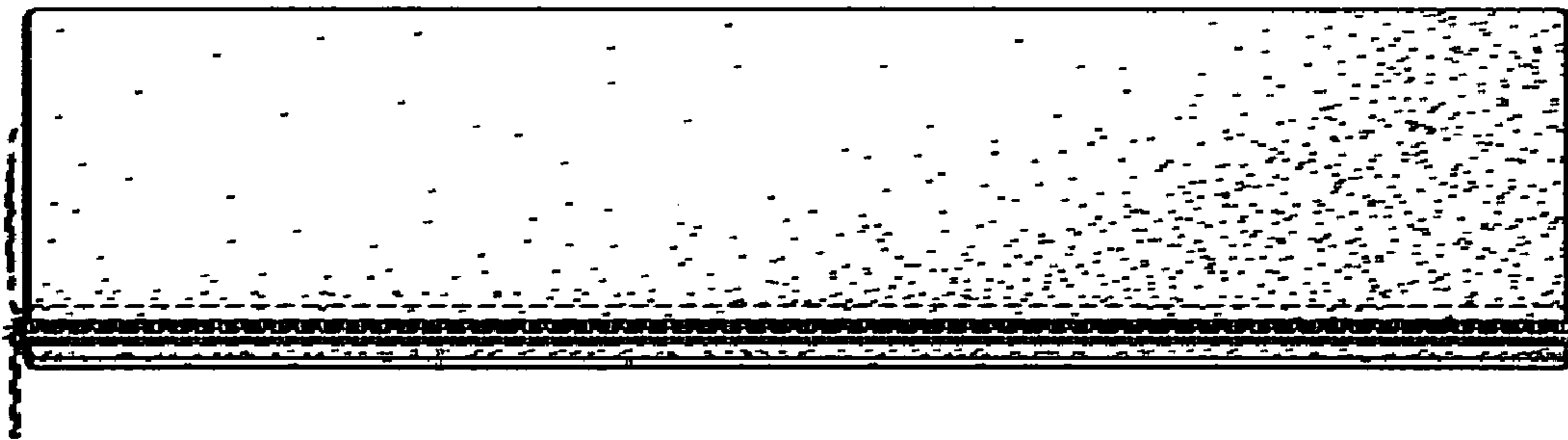


FIG. 3

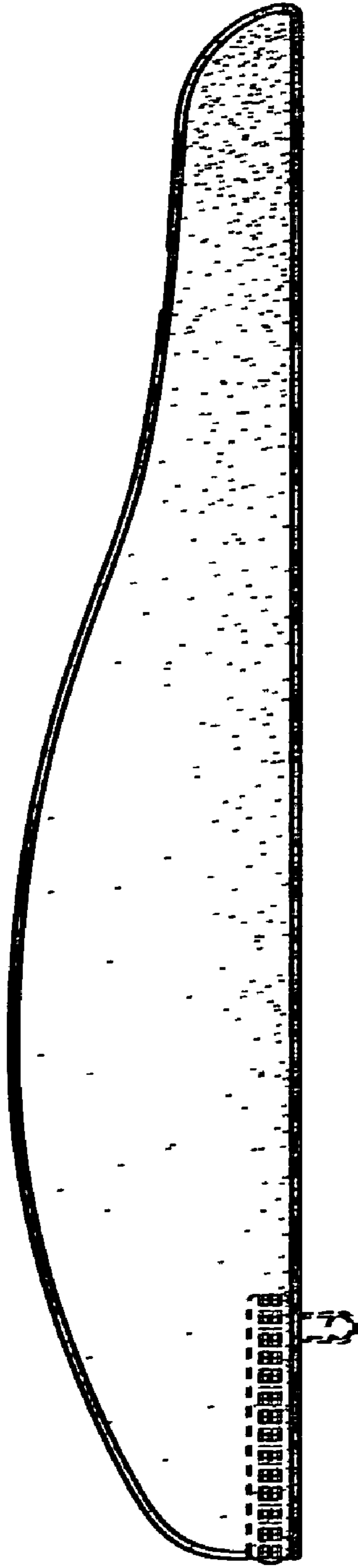


FIG. 4




FIG. 5

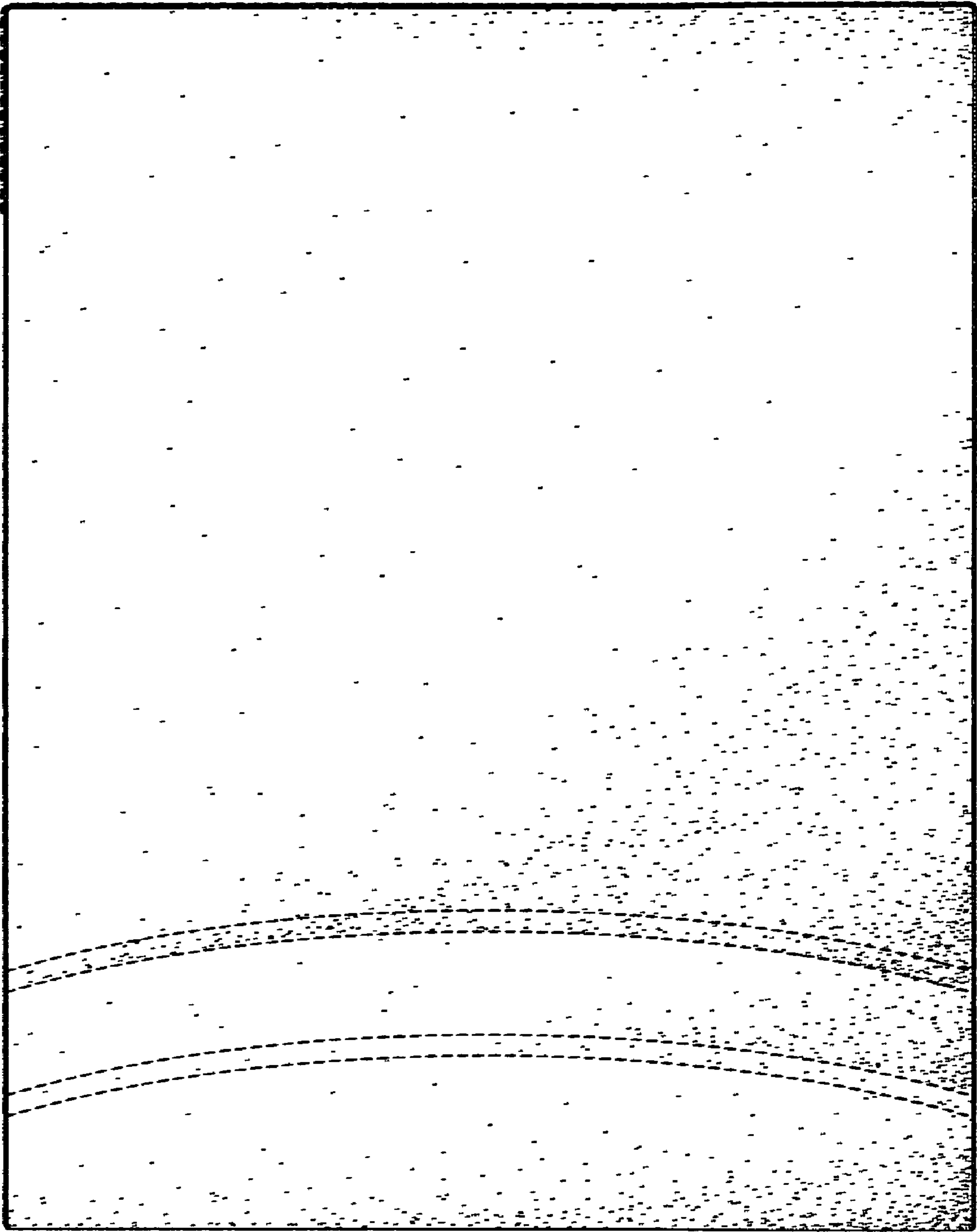


FIG. 6

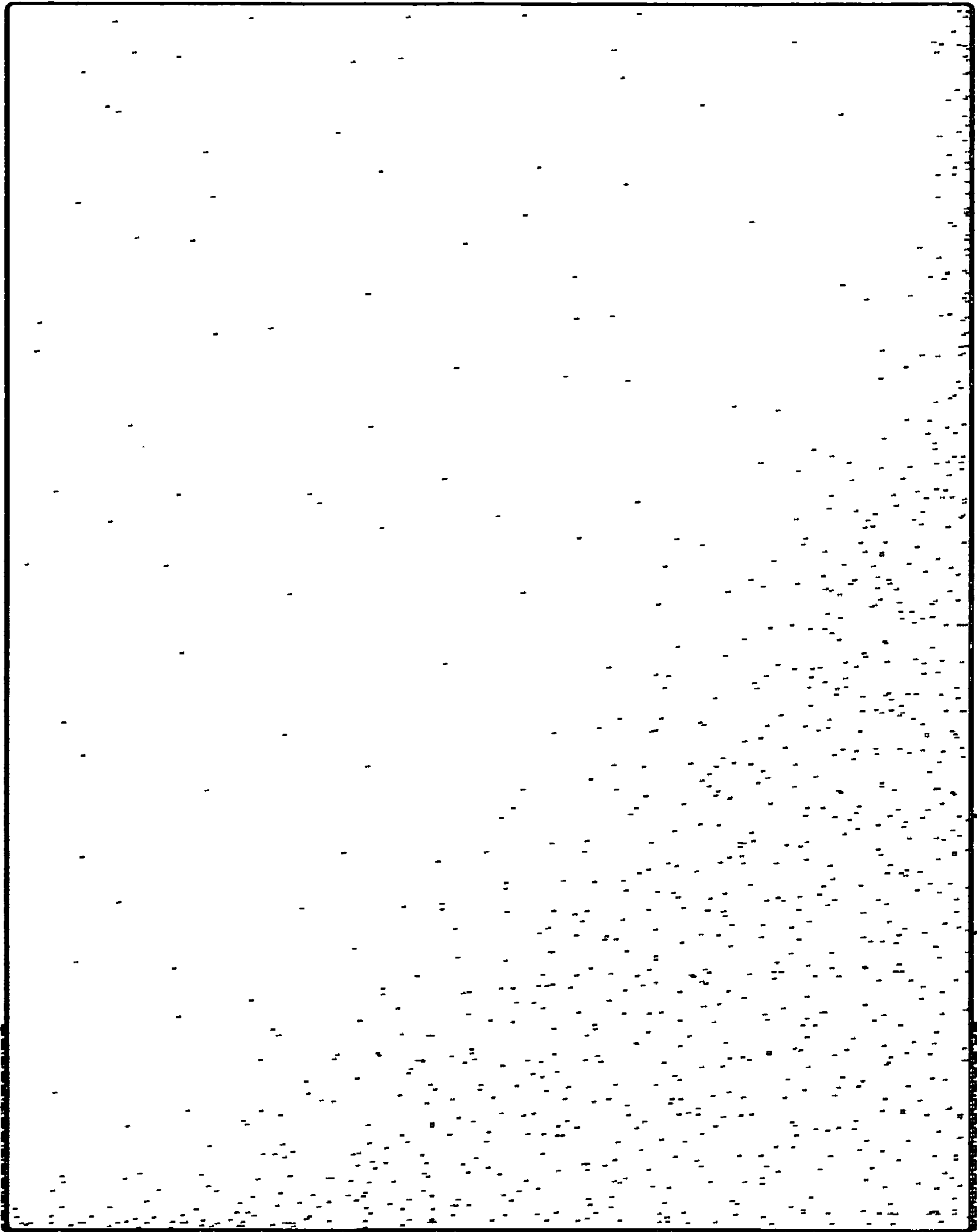


FIG. 7