



US00D663142S

(12) **United States Design Patent**  
**Walters, III et al.**

(10) **Patent No.:** **US D663,142 S**  
(45) **Date of Patent:** **\*\* Jul. 10, 2012**

(54) **UPHOLSTERED HEADBOARD**

*Primary Examiner* — Janice Seeger

(74) *Attorney, Agent, or Firm* — McGuireWoods, LLP

(75) Inventors: **Guy A. Walters, III**, High Point, NC (US); **Shawn Cantrell**, Overland, KS (US); **Richard Knight**, Shanghai (CN); **Andy Sure**, Hong Kong (HK)

(57) **CLAIM**

We claim the ornamental design for an upholstered headboard, as shown and described.

(73) Assignee: **Home Meridian Holdings, Inc.**, High Point, NC (US)

**DESCRIPTION**

(\*\*) Term: **14 Years**

FIG. 1 is a left front side perspective view of the upholstered headboard;

(21) Appl. No.: **29/411,203**

FIG. 2 is a front view of the design embodiment shown in FIG. 1;

(22) Filed: **Jan. 18, 2012**

FIG. 3 is a back view of the design embodiment shown in FIG. 1;

(51) **LOC (9) Cl.** ..... **06-06**

(52) **U.S. Cl.** ..... **D6/505**

(58) **Field of Classification Search** ..... D6/382–384, D6/389, 393–395, 505–508; 5/53.1, 907, 5/2.1, 279.1, 280, 281, 308, 635, 503.1, 646

See application file for complete search history.

FIG. 4 is a right side view of the design embodiment shown in FIG. 1;

FIG. 5 is a left side view of the design embodiment shown in FIG. 1;

(56) **References Cited**

**U.S. PATENT DOCUMENTS**

D168,800 S *	2/1953	May	.....	D6/397
D200,191 S *	2/1965	Bendell	.....	D6/336
3,351,960 A *	11/1967	Burkholder	.....	5/635
D450,472 S *	11/2001	Dordoni	.....	D6/393
D542,566 S *	5/2007	Boerner et al.	.....	D6/393
D545,078 S *	6/2007	Jourdan	.....	D6/393
2008/0236452 A1 *	10/2008	Pratt et al.	.....	108/13

\* cited by examiner

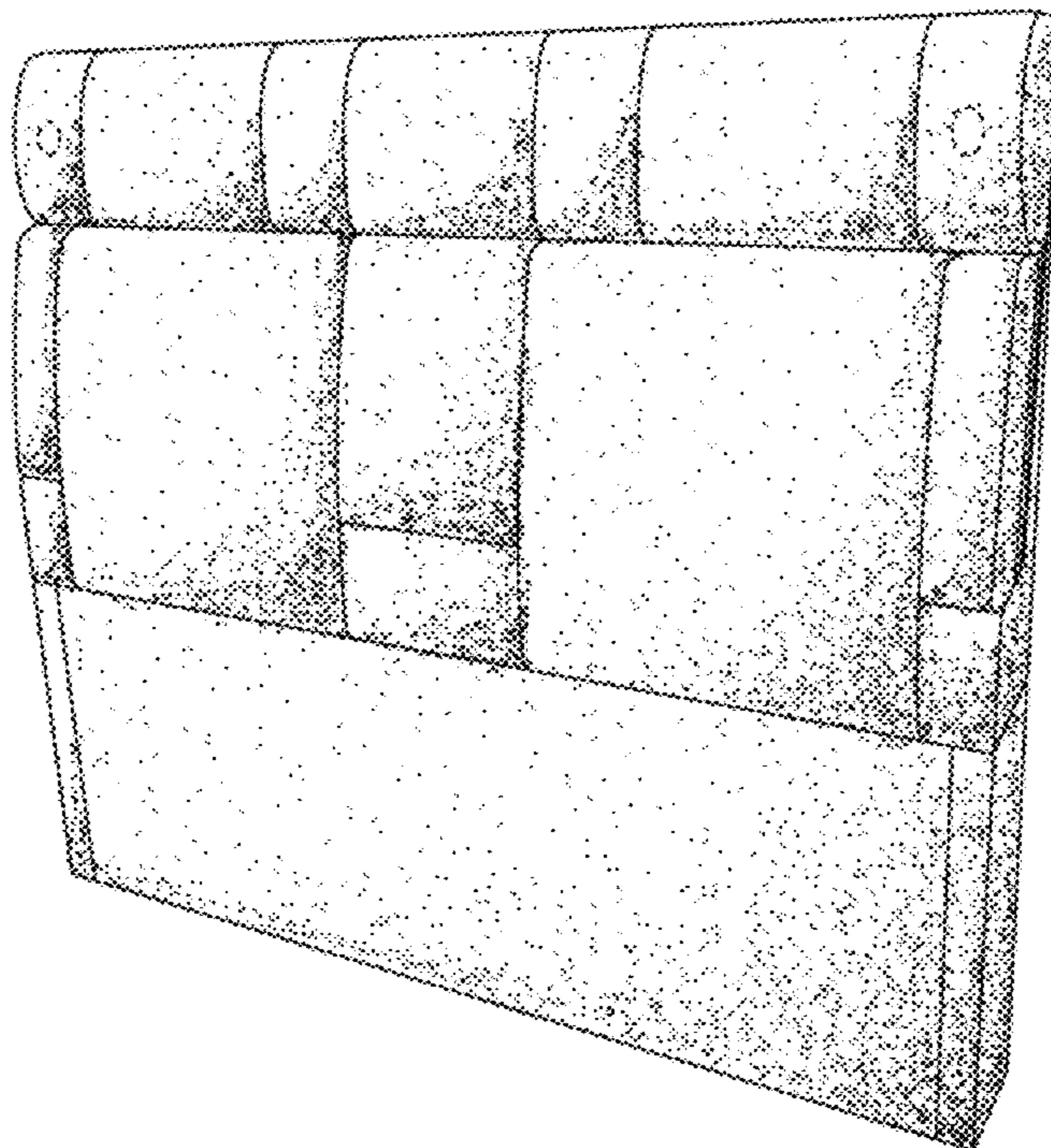
FIG. 6 is a top view of the design embodiment shown in FIG. 1;

FIG. 7 is a bottom view of the design embodiment shown in FIG. 1; and,

FIG. 8 is a left front side perspective view of the design embodiment shown in FIG. 1 in the open position.

The subject matter shown in dashed lines, and any surfaces of the design not shown, including interior surfaces, form no part of the claimed invention.

**1 Claim, 6 Drawing Sheets**



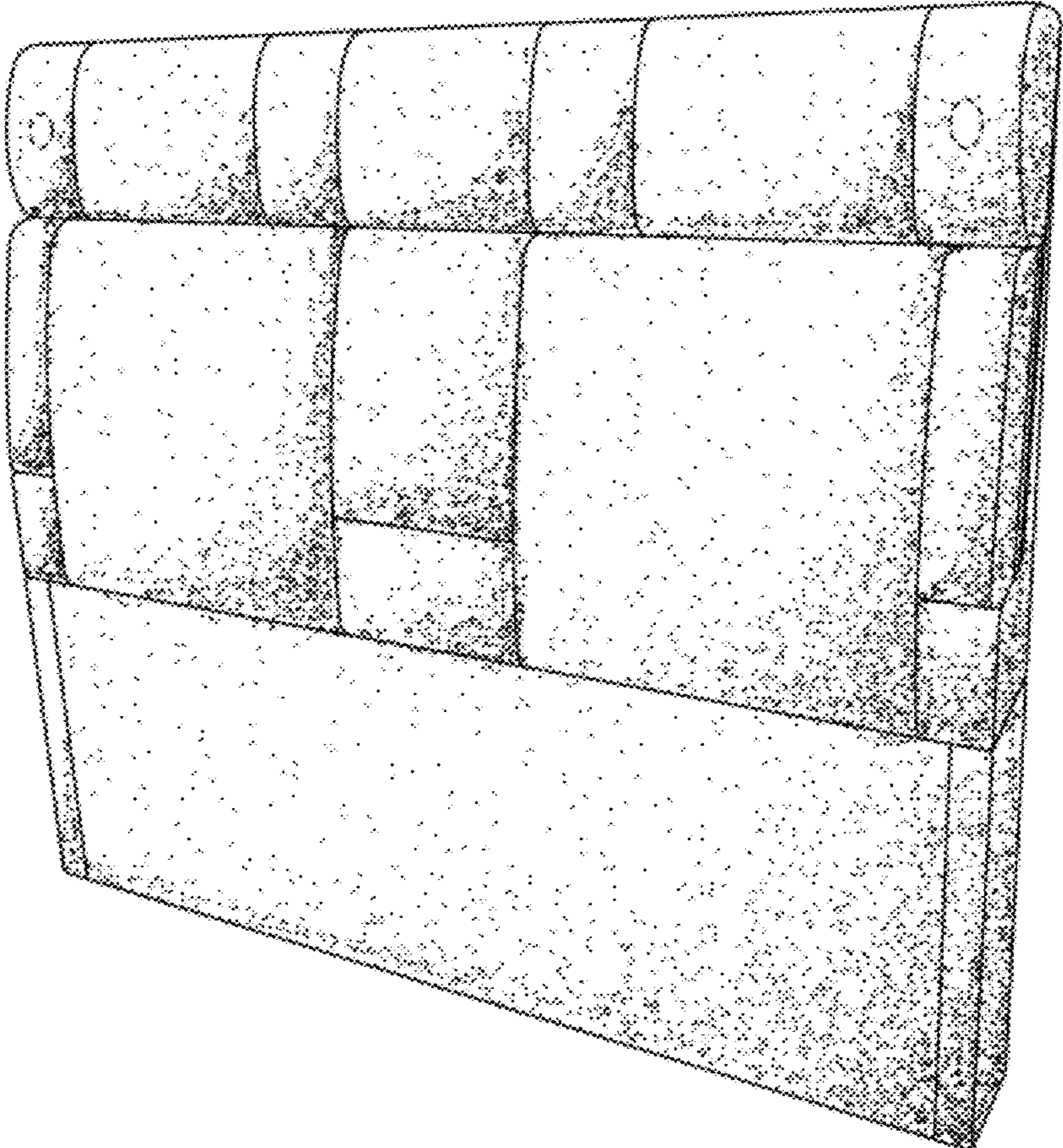


FIG. 1




FIG. 2

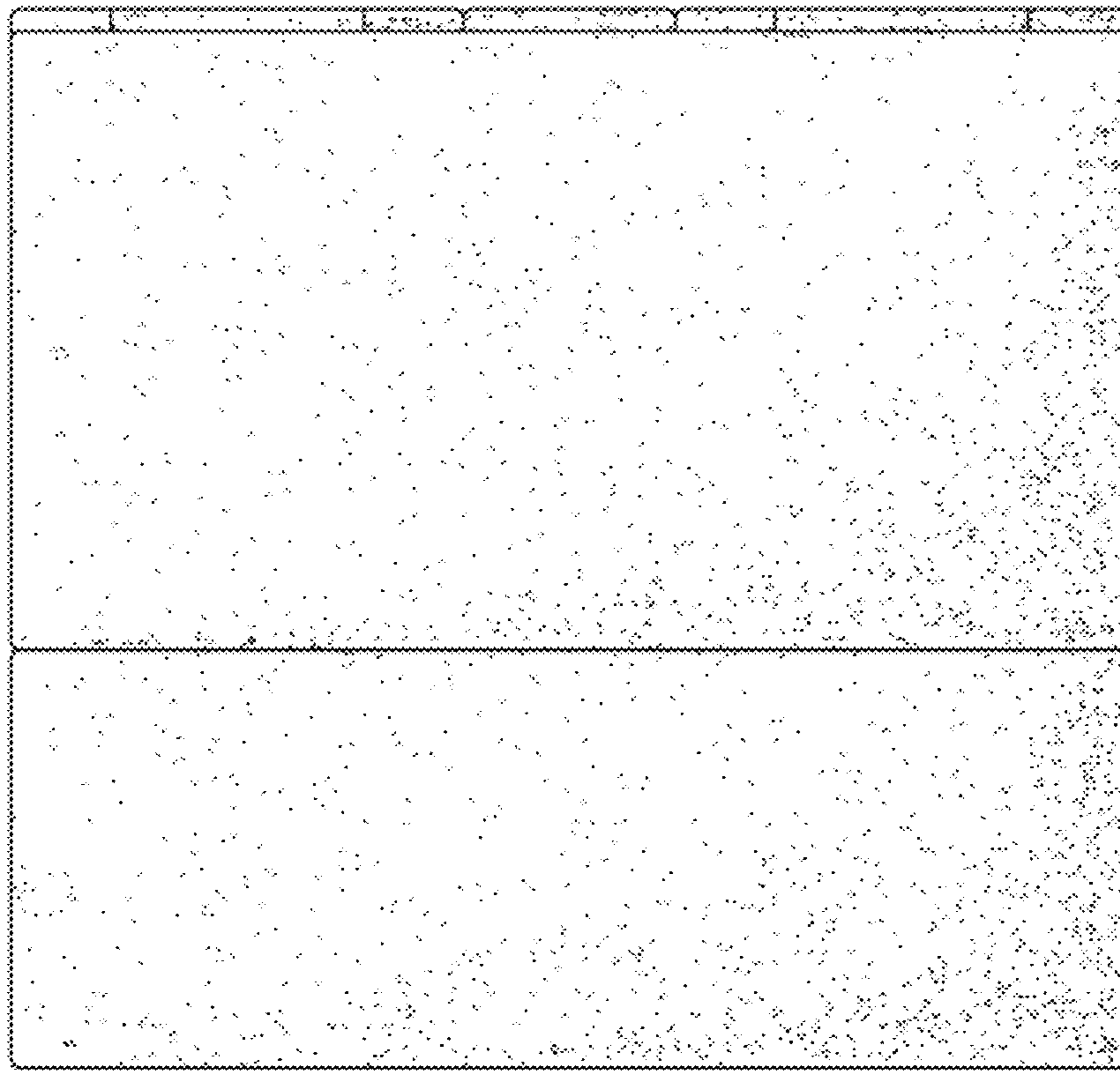


FIG. 3




FIG. 4



FIG. 5



FIG. 6

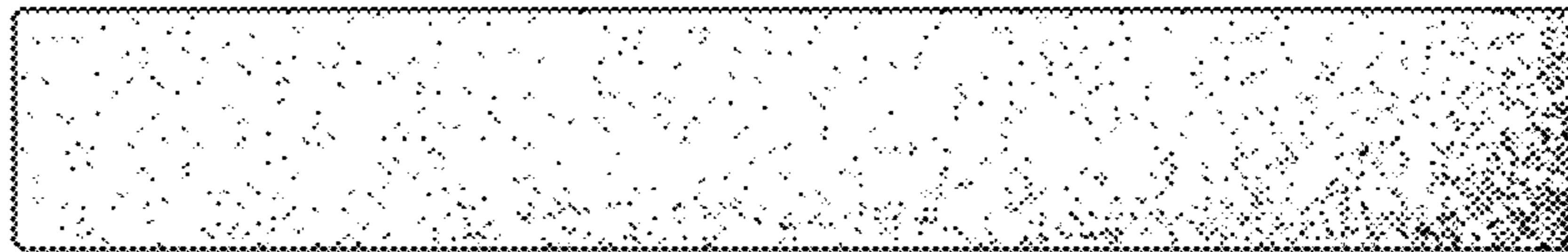


FIG. 7

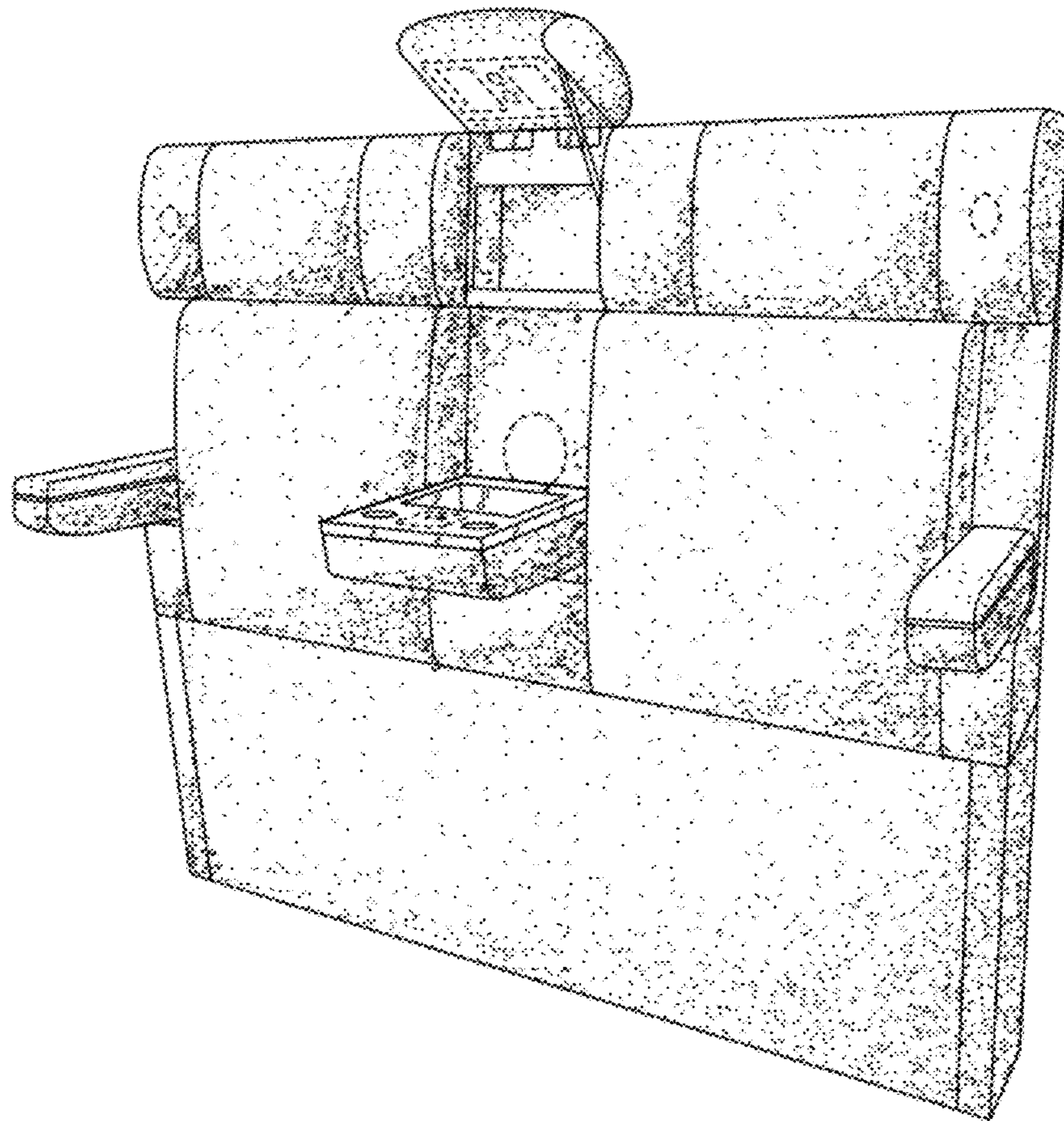


FIG. 8