



US00D663126S

(12) **United States Design Patent**
Lapinid, Jr. et al.

(10) **Patent No.:** **US D663,126 S**
(45) **Date of Patent:** **** Jul. 10, 2012**

(54) **PORTION OF A VACUUM CLEANER**

(76) Inventors: **Narciso Lapinid, Jr.**, Bloomington, IL (US); **Vincent Bobrosky**, Normal, IL (US); **Randall Sandlin**, Bloomington, IL (US)

(**) Term: **14 Years**

(21) Appl. No.: **29/368,713**

(22) Filed: **Aug. 27, 2010**

(51) **LOC (9) Cl.** **05-06**

(52) **U.S. Cl.** **D5/56**

(58) **Field of Classification Search** D5/4, 7, D5/47, 53, 56-63, 99, 1-3; D6/582, 585, D6/586, 612, 622, 583, 596, 616; D11/165; D19/5; D24/124-126; 4/581; 5/490, 495; 15/208, 215; 112/401, 402; 139/383 B, 139/383 R, 420 R; 162/134; 428/57, 66.5, 428/187, 221, 542.2, 542.6; 604/385.01
See application file for complete search history.

(56) **References Cited**

U.S. PATENT DOCUMENTS

D38,211 S *	8/1906	French	D5/7
D40,194 S *	7/1909	Bright	D5/47
1,160,044 A *	11/1915	Coakley	52/799.11
D58,840 S *	8/1921	Thompson	D5/59
D65,937 S *	11/1924	Vandergaw et al.	D5/57
D96,459 S *	8/1935	Forstmann	D5/47
D103,858 S *	3/1937	Minoff	D5/47
D116,385 S *	8/1939	Sigoda	D5/47
D128,803 S *	8/1941	Shchiess	D5/53
2,443,170 A *	6/1948	Smith	428/603
D194,952 S *	4/1963	Patterson et al.	D5/1
D215,586 S *	10/1969	Bogan, Jr.	D5/1

4,016,911 A *	4/1977	Looker	139/383 R
4,590,114 A *	5/1986	Holtman	428/171
RE32,957 E *	6/1989	Elias et al.	604/368
5,336,545 A *	8/1994	Morman	428/152
5,718,699 A *	2/1998	Brisebois	604/385.04
D419,782 S	2/2000	Saito et al.		
D468,113 S	1/2003	Henning		
D476,161 S *	6/2003	Salway et al.	D5/47
D485,799 S	1/2004	Nugteren et al.		
D508,332 S *	8/2005	Julton	D5/53
D535,107 S *	1/2007	Knobloch et al.	D5/57
7,462,258 B2 *	12/2008	Tirimacco et al.	162/112
D611,255 S *	3/2010	Ko et al.	D5/56
D615,378 S *	5/2010	Koenig	D8/53
D622,968 S	9/2010	Mercer et al.		
D630,860 S *	1/2011	Sichel	D5/58

* cited by examiner

Primary Examiner — Karen S Acker

(74) *Attorney, Agent, or Firm* — RatnerPrestia

(57) **CLAIM**

The ornamental design for a portion of a vacuum cleaner, as shown and described.

DESCRIPTION

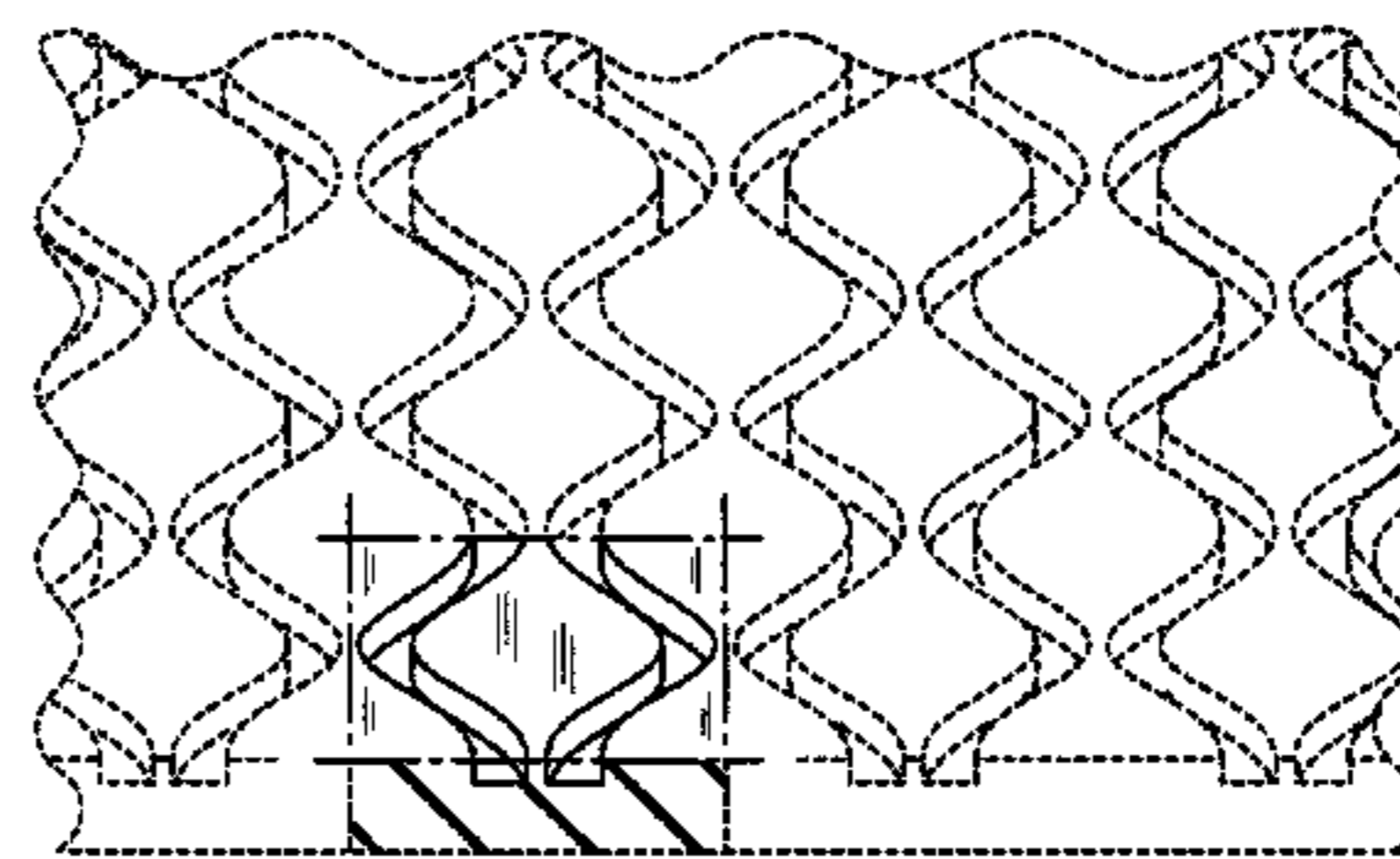
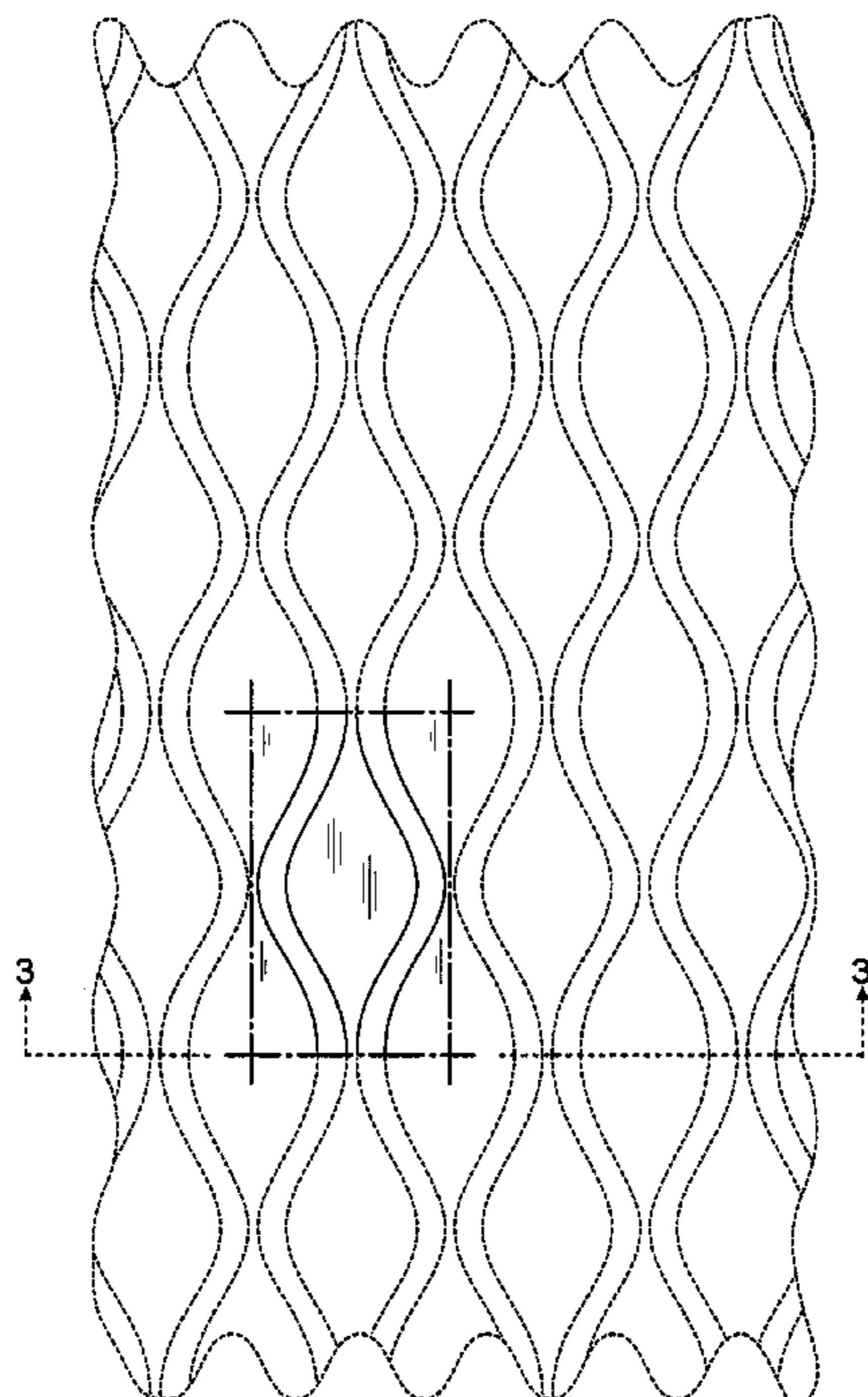
FIG. 1 is a plan view of a portion of a vacuum cleaner showing the new design.

FIG. 2 is a perspective view of the portion of a vacuum cleaner of FIG. 1; and,

FIG. 3 is an edge-on view of the portion of a vacuum cleaner of FIG. 1, taken across a cross-section at line 3-3.

The dot-dashed lines form the boundary of the claim and form no part thereof. The dotted lines in the drawing represent environmental subject matter that forms no part of the claimed design.

1 Claim, 3 Drawing Sheets



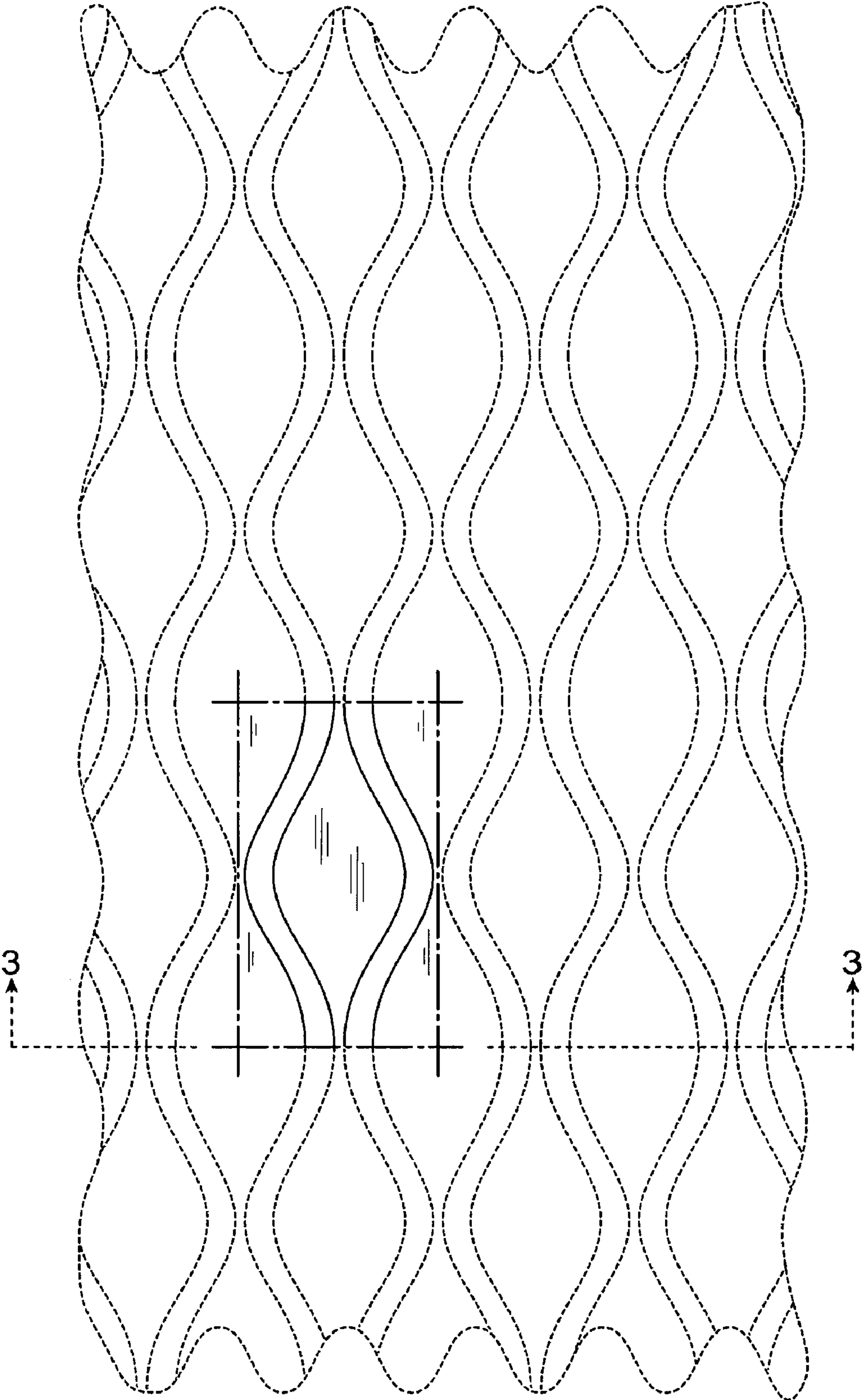


FIG. 1

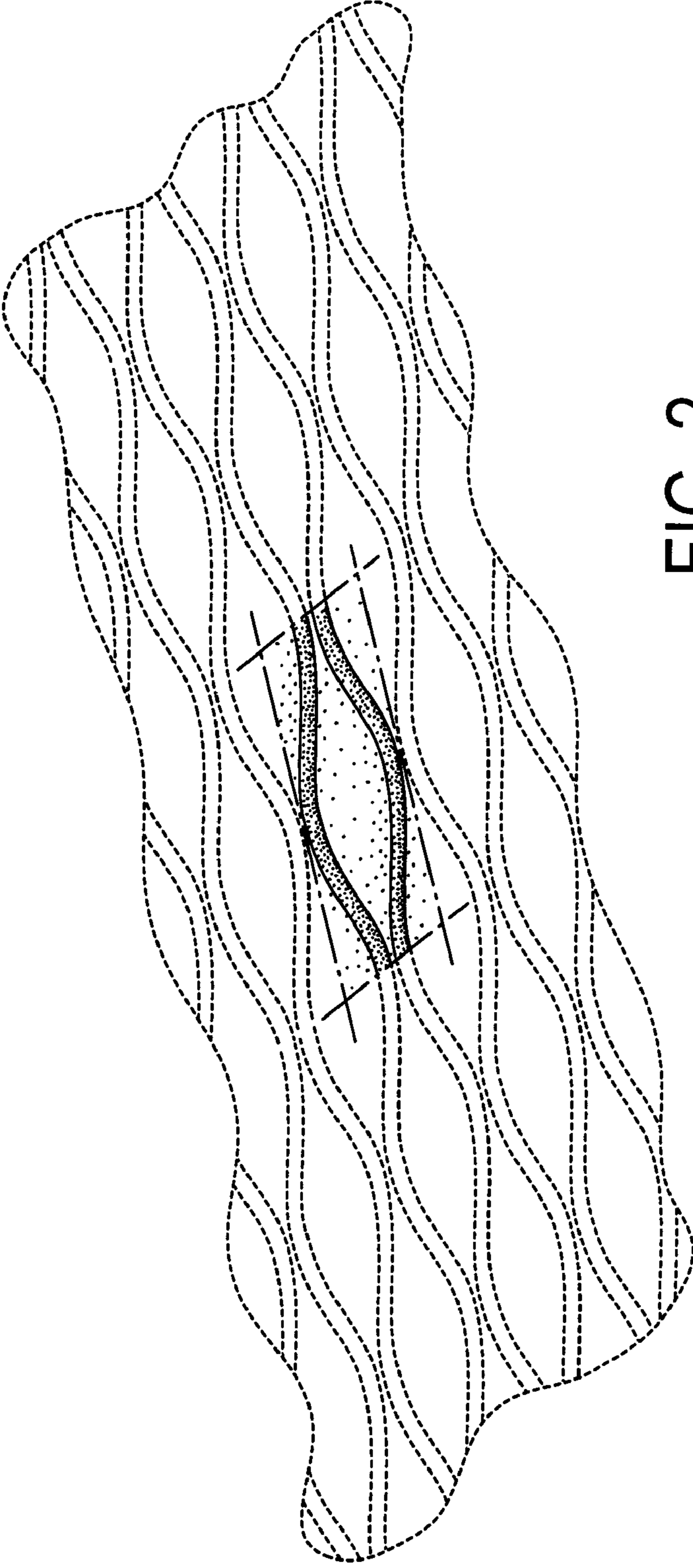


FIG. 2

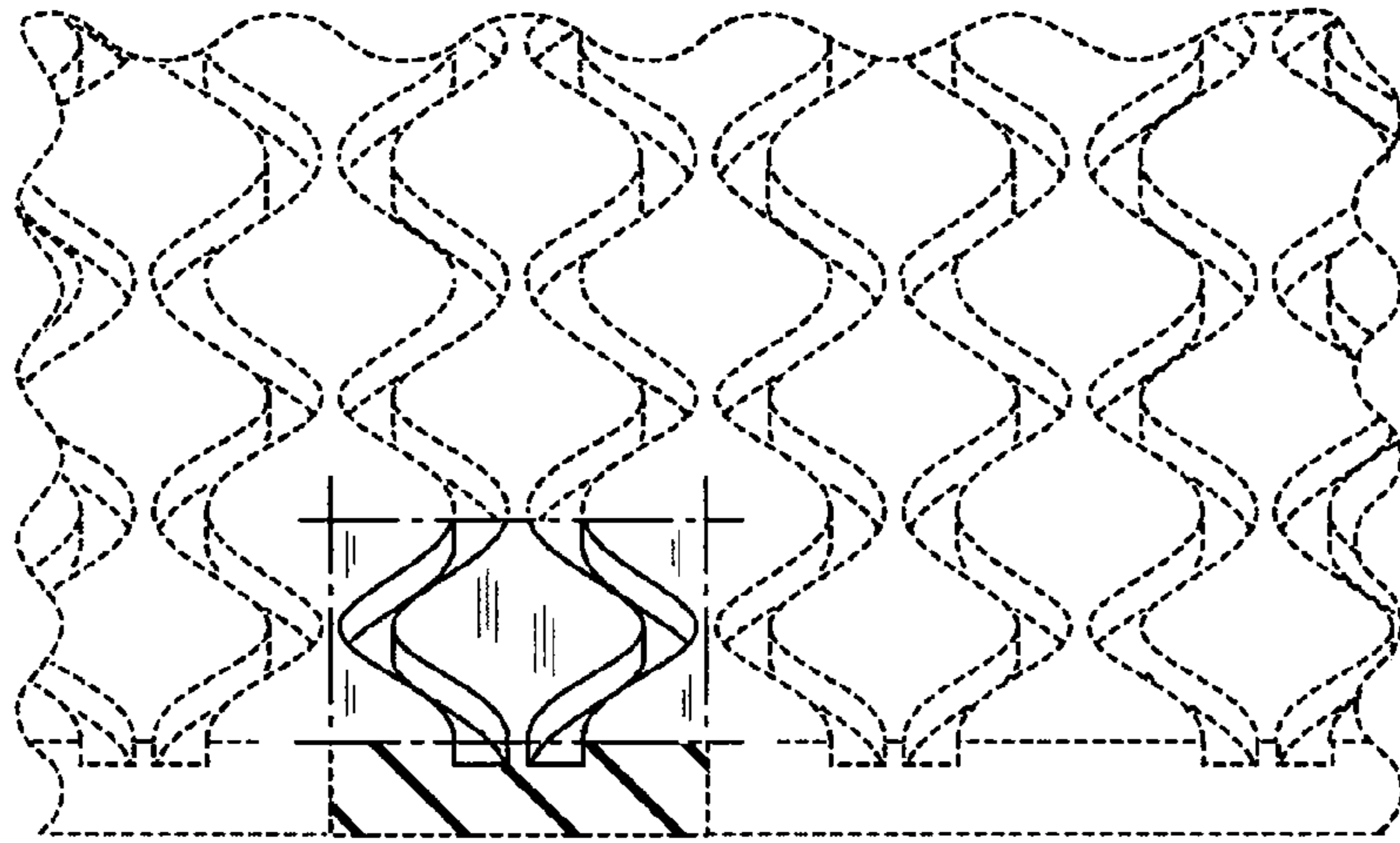


FIG. 3