



US00D663106S

(12) **United States Design Patent**
Schoenmaker

(10) **Patent No.:** **US D663,106 S**
(45) **Date of Patent:** **** Jul. 10, 2012**

(54) **FLIP FLOP**

(75) Inventor: **Kees Schoenmaker**, Den Helder (NL)

(73) Assignee: **Vos Home & Garden Decorations B.V.**
(NL)

(**) Term: **14 Years**

(21) Appl. No.: **29/407,314**

(22) Filed: **Nov. 28, 2011**

(30) **Foreign Application Priority Data**

May 26, 2011 (EM) 001869421-0001

(51) **LOC (9) Cl.** **02-04**

(52) **U.S. Cl.** **D2/917**

(58) **Field of Classification Search** D2/896-900,
D2/903, 916-925, 943, 946, 953, 961, 969;
36/45, 50.1, 112, 113, 136, 3 A, 7.4, 7.5,
36/7.6, 11.5, 8.1

See application file for complete search history.

(56) **References Cited**

U.S. PATENT DOCUMENTS

D163,071 S * 4/1951 Schrage D2/960
D166,123 S * 3/1952 Pastine D2/917
D167,533 S * 8/1952 Pastine D2/917
D181,542 S * 11/1957 Miyochi D2/917

D187,781 S * 5/1960 Hayakawa D2/917
D250,943 S * 1/1979 Bergamaschi D2/960
5,165,183 A * 11/1992 Huang 36/11.5
D473,041 S * 4/2003 Finkelberg D2/960
D478,713 S * 8/2003 Scheurer D2/917
D505,537 S * 5/2005 Friedman D2/961
8,109,012 B2 * 2/2012 Sarantakos et al. 36/11.5

* cited by examiner

Primary Examiner — Robert M Spear

Assistant Examiner — Rashida C McCoy

(74) *Attorney, Agent, or Firm* — Altera Law Group, LLC

(57) **CLAIM**

The ornamental design for a flip flop, as shown and described.

DESCRIPTION

FIG. 1 is a perspective view of the flip flop.

FIG. 2 is a top plan view thereof.

FIG. 3 is a side view thereof, the other side being identical except that its curvature is dictated by the top view.

FIG. 4 is a bottom view thereof.

FIG. 5 is a perspective view of a second embodiment thereof.

FIG. 6 is a top plan view of a second embodiment thereof.

FIG. 7 is a side view of a second embodiment thereof the other side being identical except that its curvature is dictated by the top view; and,

FIG. 8 is a bottom view of a second embodiment thereof.

The broken lines in the drawings illustrate environmental structure and form no part of the claim.

1 Claim, 8 Drawing Sheets




FIGURE 1




FIGURE 2




FIGURE 3

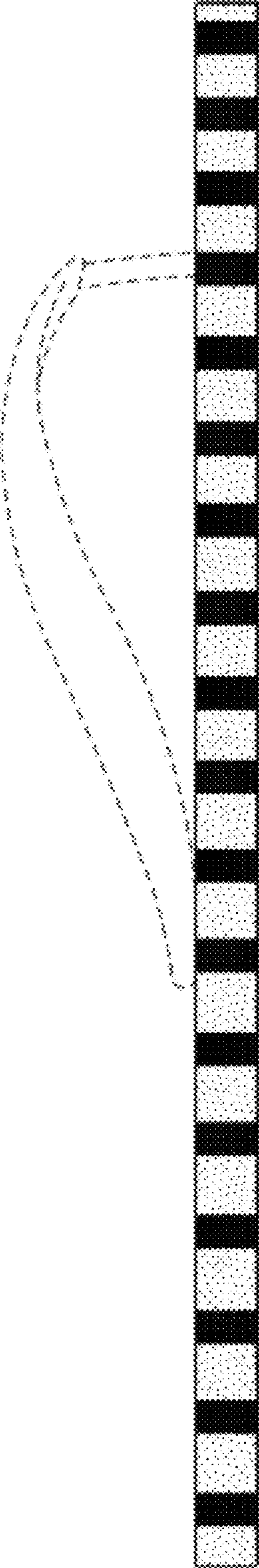


FIGURE 4




FIGURE 5

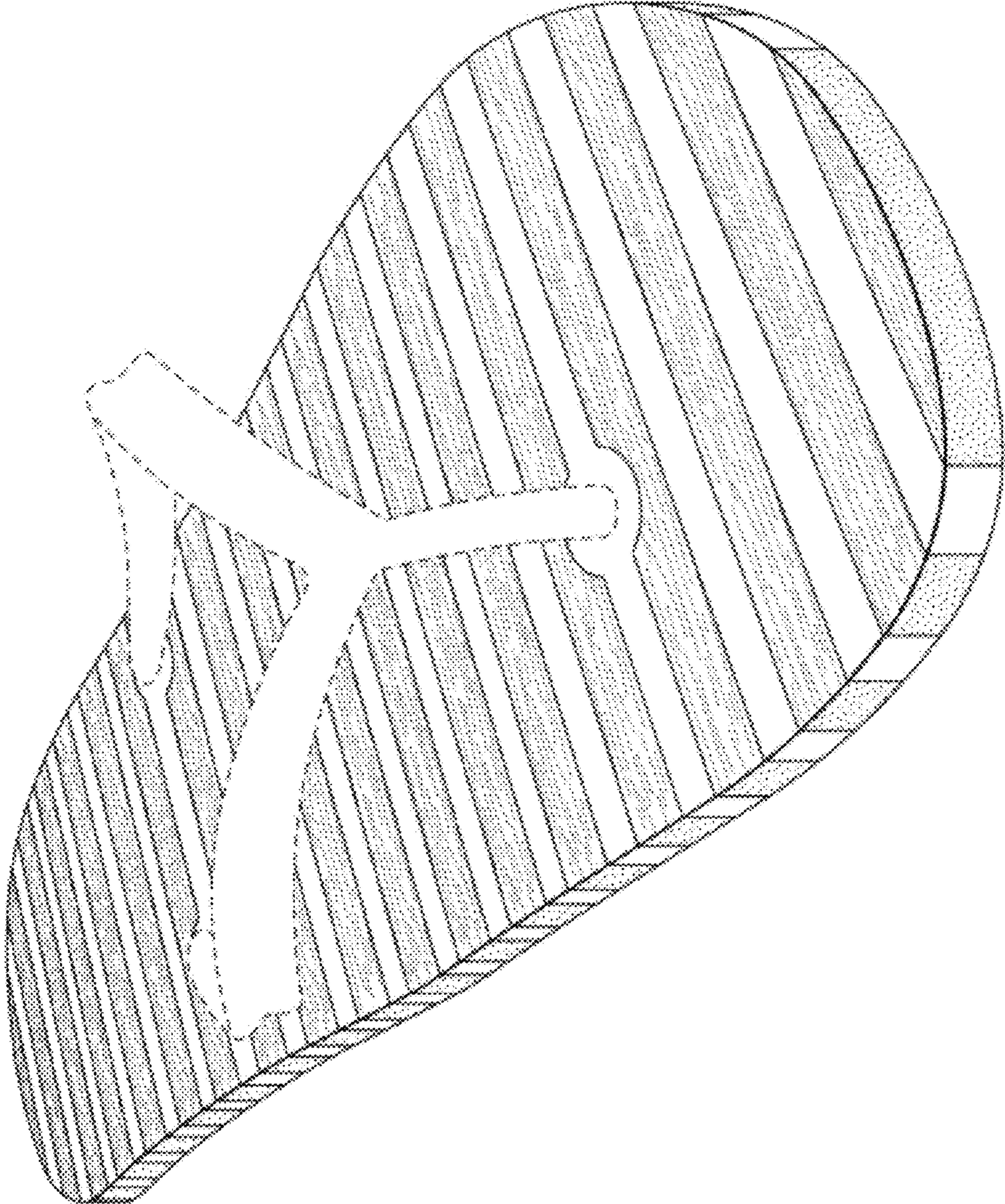


FIGURE 6

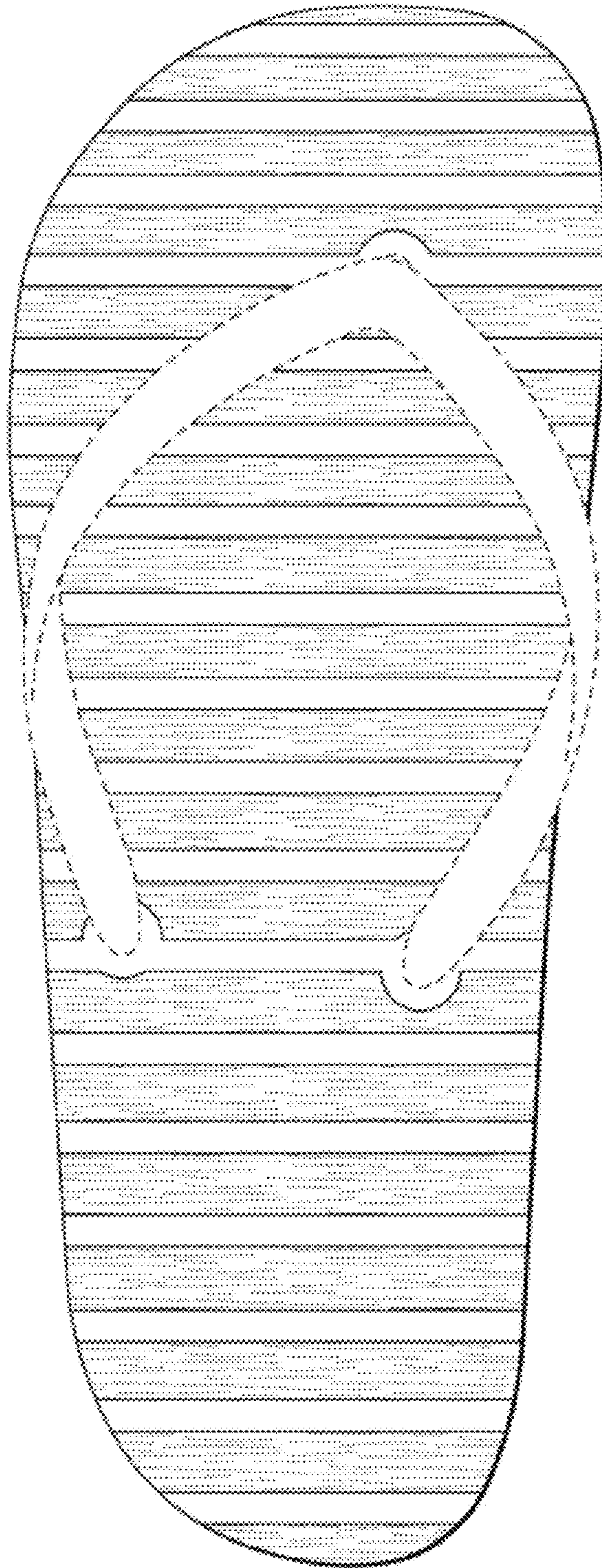


FIGURE 7

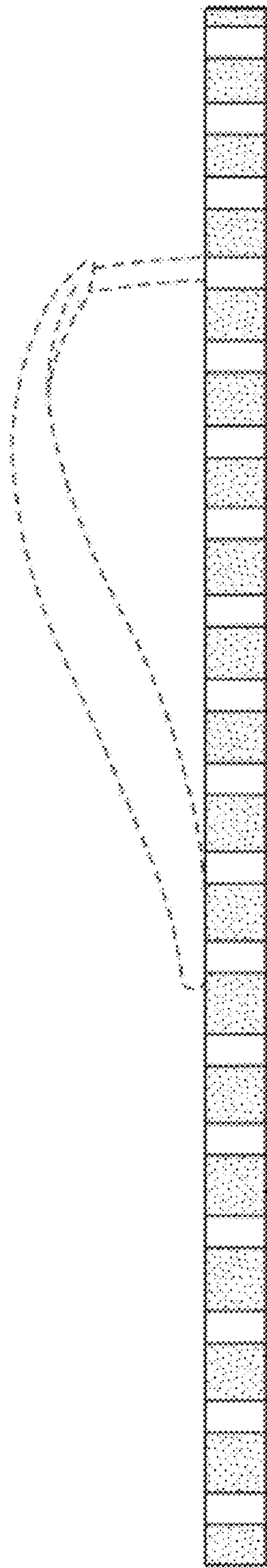


FIGURE 8

