



US00D663102S

(12) **United States Design Patent**
Hogg

(10) **Patent No.:** **US D663,102 S**
(45) **Date of Patent:** **** Jul. 10, 2012**

(54) **PAIR OF SHORTS**

(76) Inventor: **Gerry Hogg**, Desoto, TX (US)

(**) Term: **14 Years**

(21) Appl. No.: **29/394,350**

(22) Filed: **Jun. 16, 2011**

(51) **LOC (9) Cl.** **02-02**

(52) **U.S. Cl.** **D2/738; D2/712**

(58) **Field of Classification Search** D2/712,
D2/713, 714, 715, 716, 731, 736, 737, 739,
D2/742, 863, 864; 2/67, 73, 78.1, 78.2, 78.3,
2/227, 228, 238, 400, 401, 402, 403, 404,
2/405, 406, 407, 408; 450/100, 101, 102,
450/103, 104; 602/67; 604/345
See application file for complete search history.

(56) **References Cited**

U.S. PATENT DOCUMENTS

1,709,177	A	4/1929	Kosofsky	
2,034,312	A *	3/1936	Rubin	2/228
2,091,441	A	8/1937	Hauser	
2,446,326	A *	8/1948	Guithues	2/238
2,536,232	A	1/1951	Simmons	
2,565,082	A	8/1951	Monroe et al.	
2,599,769	A *	6/1952	MacRae et al.	2/228
2,822,807	A *	2/1958	Heyman	602/67
3,246,341	A *	4/1966	Paolucci	2/404
3,714,946	A *	2/1973	Rudes	604/394
D302,623	S *	8/1989	Robinson	D2/712
D305,375	S *	1/1990	Beggs	D2/712
D408,964	S *	5/1999	Hernandez	D2/712
6,115,847	A	9/2000	Rosch et al.	
D461,622	S	8/2002	Lyden	
6,665,882	B1 *	12/2003	Pedrick	2/228
D510,791	S *	10/2005	Nathan-Kohan	D2/712
D566,926	S *	4/2008	Kang	D2/738

D582,632	S *	12/2008	Pascuzzo	D2/712
D591,928	S	5/2009	Kirsch et al.	
D630,818	S *	1/2011	Carson	D2/712
8,074,298	B2 *	12/2011	Davenport	2/227
2007/0245463	A1 *	10/2007	Kang	2/403
2007/0283484	A1	12/2007	Wright	
2009/0133182	A1	5/2009	Inagaki et al.	
2010/0058517	A1	3/2010	Perolari	

OTHER PUBLICATIONS

Spirit-61 Hip Shorts, [on-line]; [retrieved from the Internet Apr. 6, 2012]; URL: <http://www.spirit-61.com/products/hip_shorts.html>. (2 pages).*

* cited by examiner

Primary Examiner — Karen E Eldridge Powers

(74) *Attorney, Agent, or Firm* — QuickPatents, Inc.; Kevin Prince

(57) **CLAIM**

I claim the ornamental design for a pair of shorts, as shown and described.

DESCRIPTION

FIG. 1 is a perspective view of a pair of shorts, showing my new design;
FIG. 2 is a front elevational view thereof;
FIG. 3 is a right-side elevational view thereof, the left-side elevational view being a mirror image thereof;
FIG. 4 is a rear elevational view thereof;
FIG. 5 is a top plan view thereof;
FIG. 6 is a bottom plan view thereof; and,
FIG. 7 is a cross-sectional view thereof, taken generally along lines 7-7 of FIG. 5.
The broken lines showing a person in FIG. 1 depict environmental matter and form no part of the claimed design.

1 Claim, 3 Drawing Sheets

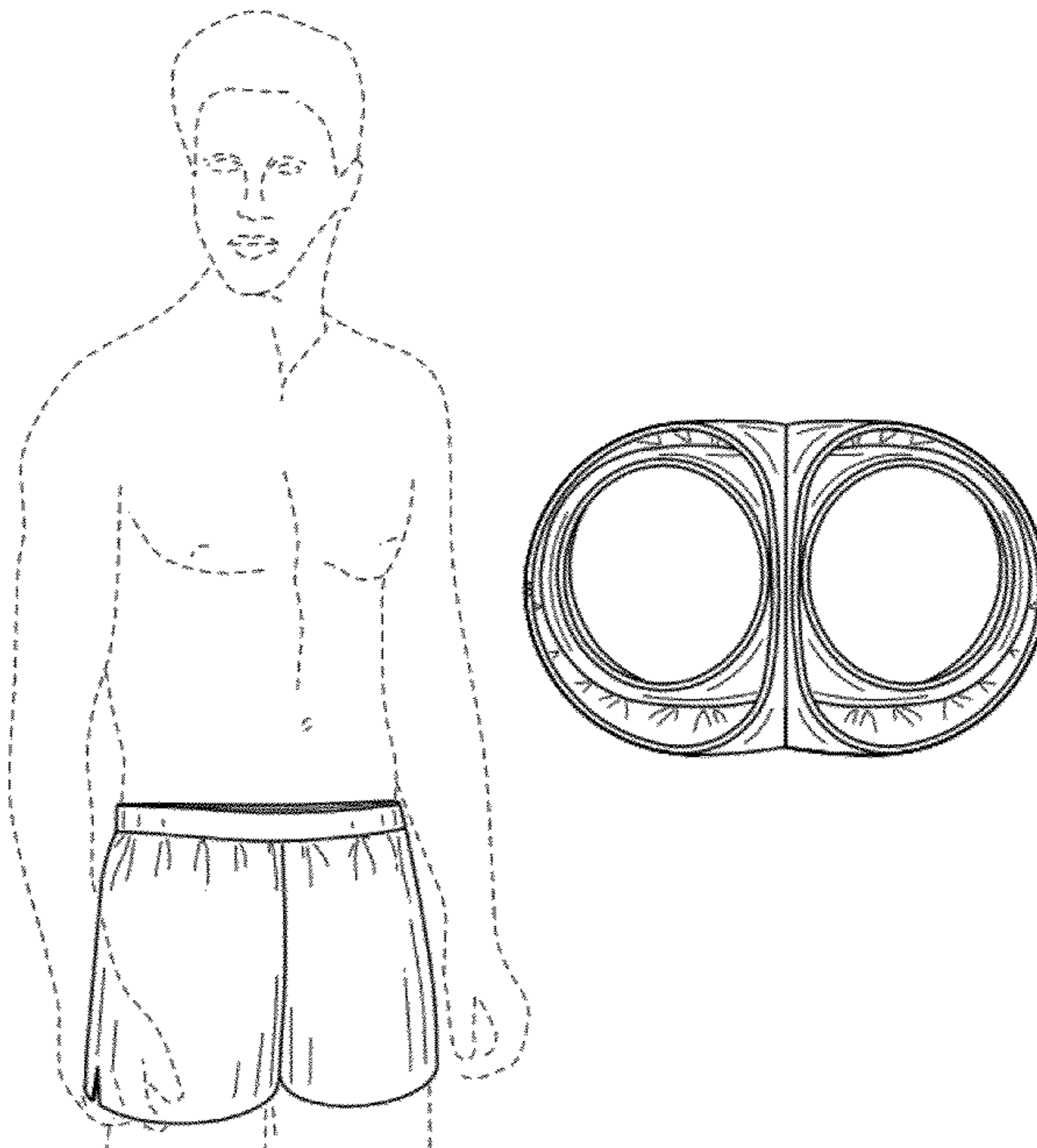


FIG. 1

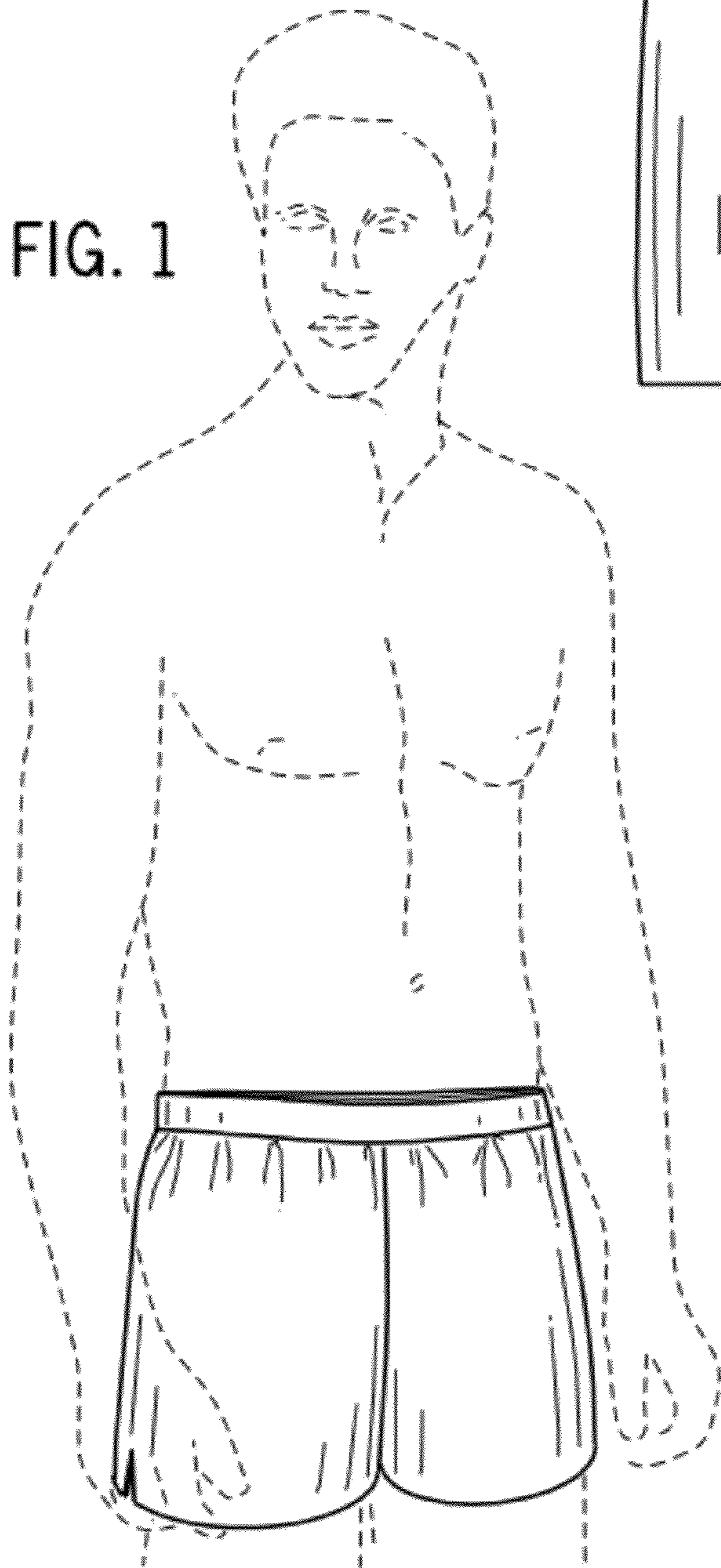


FIG. 2

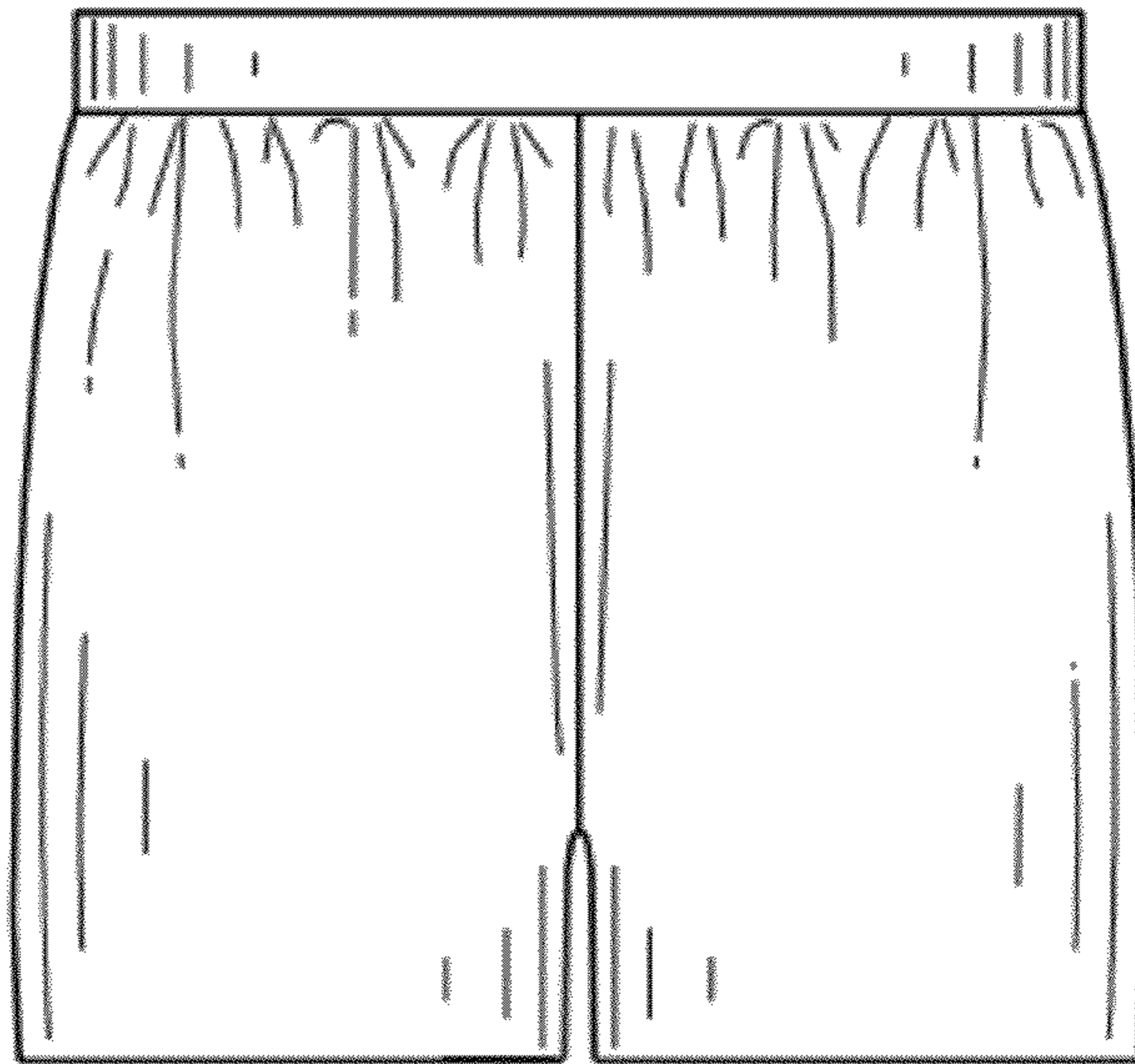


FIG. 3




FIG. 4

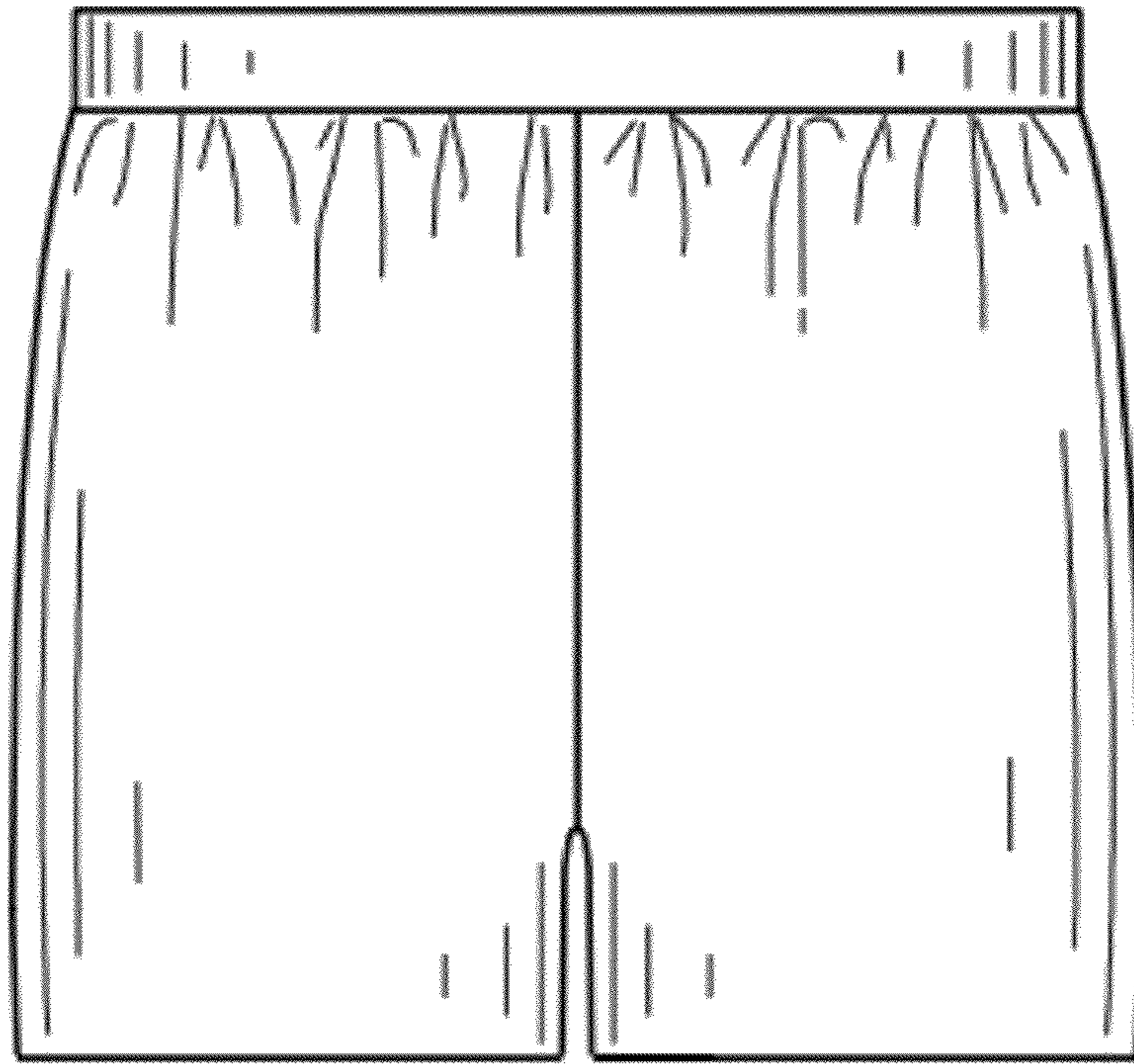


FIG. 5

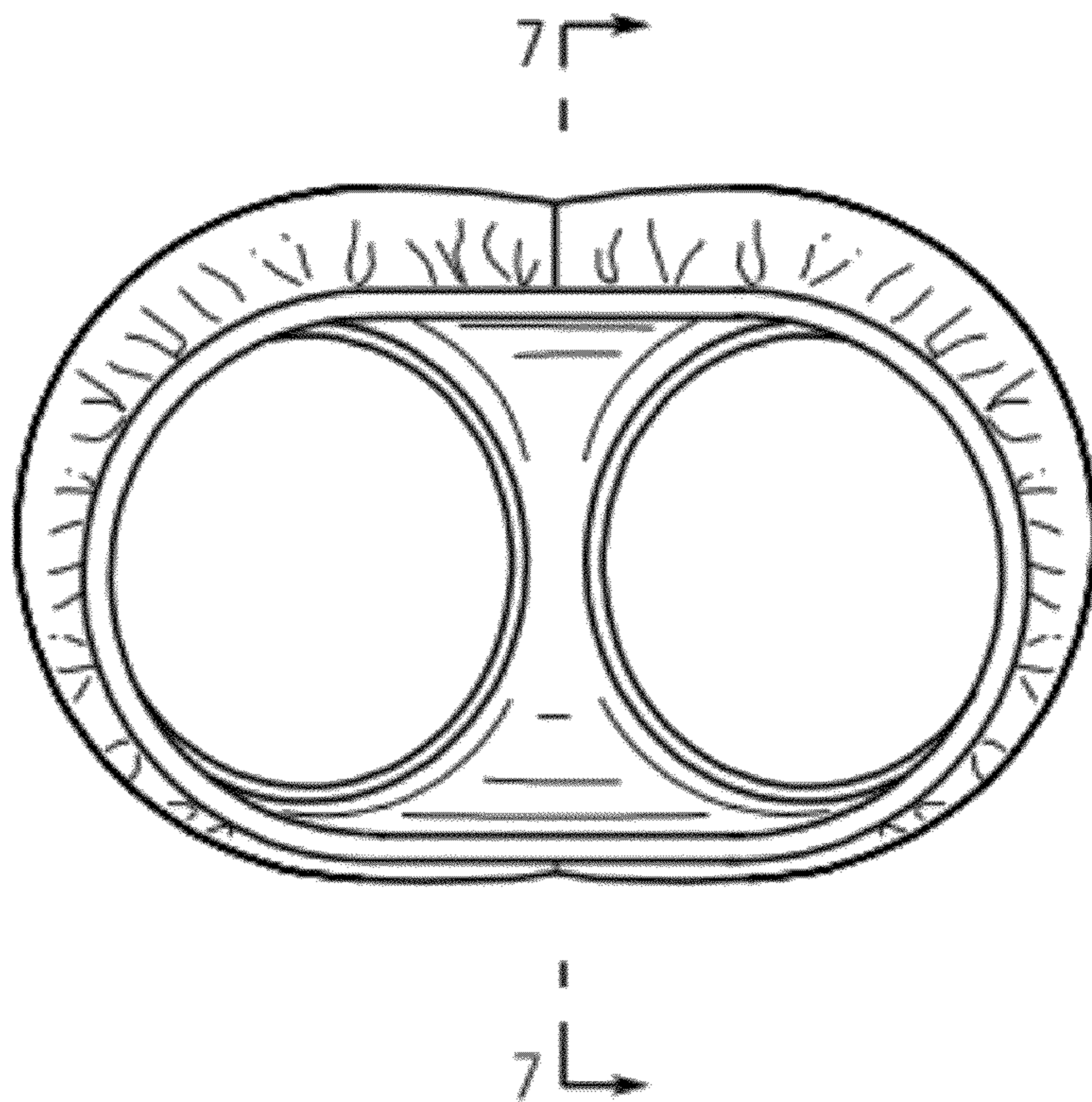


FIG. 6

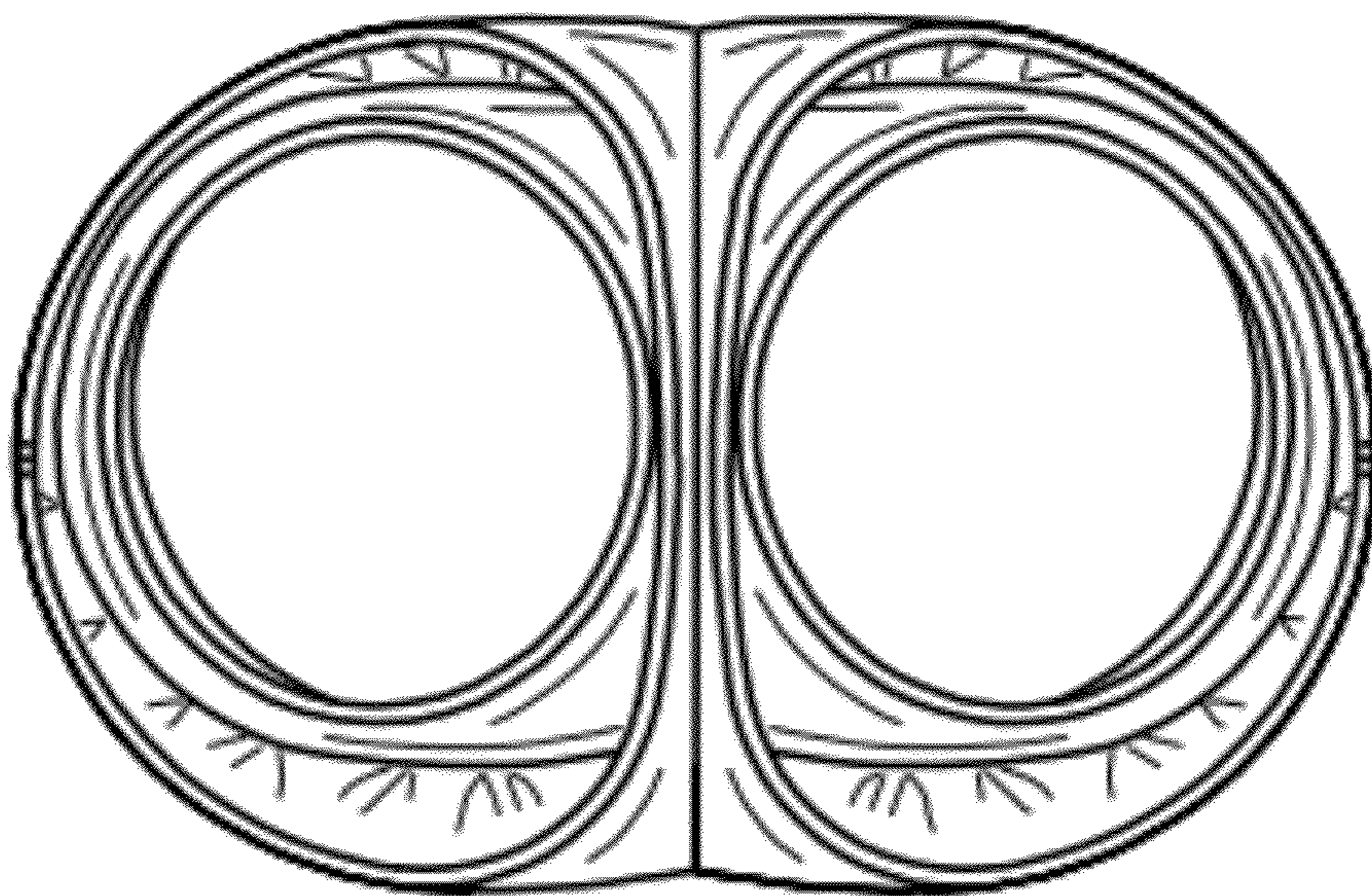


FIG. 7

