



US00D663100S

(12) **United States Design Patent**
Blackford

(10) **Patent No.:** **US D663,100 S**

(45) **Date of Patent:** **** Jul. 10, 2012**

(54) **DRESSING ASSISTANCE APPARATUS**

(76) Inventor: **Robert E. Blackford**, Medford, OR
(US)

(**) Term: **14 Years**

(21) Appl. No.: **29/367,236**

(22) Filed: **Aug. 4, 2010**

(51) **LOC (9) Cl.** **07-99**

(52) **U.S. Cl.** **D2/641**

(58) **Field of Classification Search** D2/641-642;
223/111-112, 120

See application file for complete search history.

(56) **References Cited**

U.S. PATENT DOCUMENTS

D128,654	S *	8/1941	Jobst	D4/138
2,628,007	A *	2/1953	Meling	223/111
3,501,073	A *	3/1970	Breithor	223/118
D310,908	S *	10/1990	Santore	D2/642
D383,901	S *	9/1997	Anderson et al.	D4/138
D388,960	S *	1/1998	Anderson et al.	D4/138
D427,418	S *	7/2000	Huang et al.	D2/642
D448,141	S *	9/2001	Huang	D2/642
6,942,129	B2 *	9/2005	Ferraioli	223/113

D545,527	S *	7/2007	de Grandcourt	D2/642
7,677,424	B2 *	3/2010	Yoshida	223/118
2007/0187441	A1 *	8/2007	Klinberg	223/118

* cited by examiner

Primary Examiner — T. Chase Nelson

Assistant Examiner — Kathleen M Sims

(74) *Attorney, Agent, or Firm* — Jerry Haynes Law

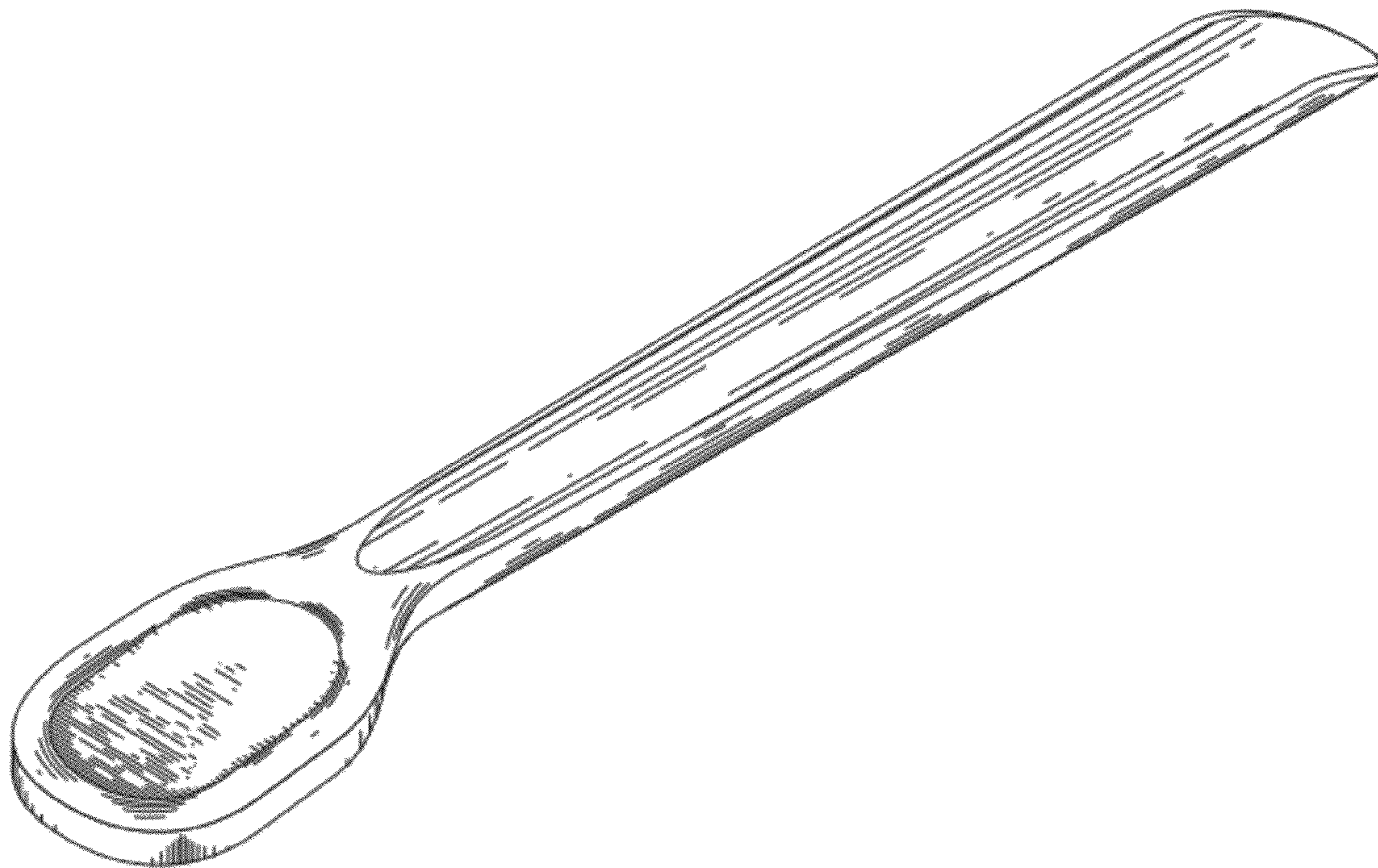
(57) **CLAIM**

The ornamental design for a dressing assistance apparatus, as shown and described.

DESCRIPTION

FIG. 1 is a top perspective view of a dressing assistance apparatus showing my new design; FIG. 2 is a top view thereof; FIG. 3 is a bottom view thereof; FIG. 4 is a right side view thereof; FIG. 5 is a left side view thereof; FIG. 6 is a front view thereof; FIG. 7 is a back view thereof; and, FIG. 8 is a perspective view of the design in the context in which it is intended to be used.

1 Claim, 3 Drawing Sheets



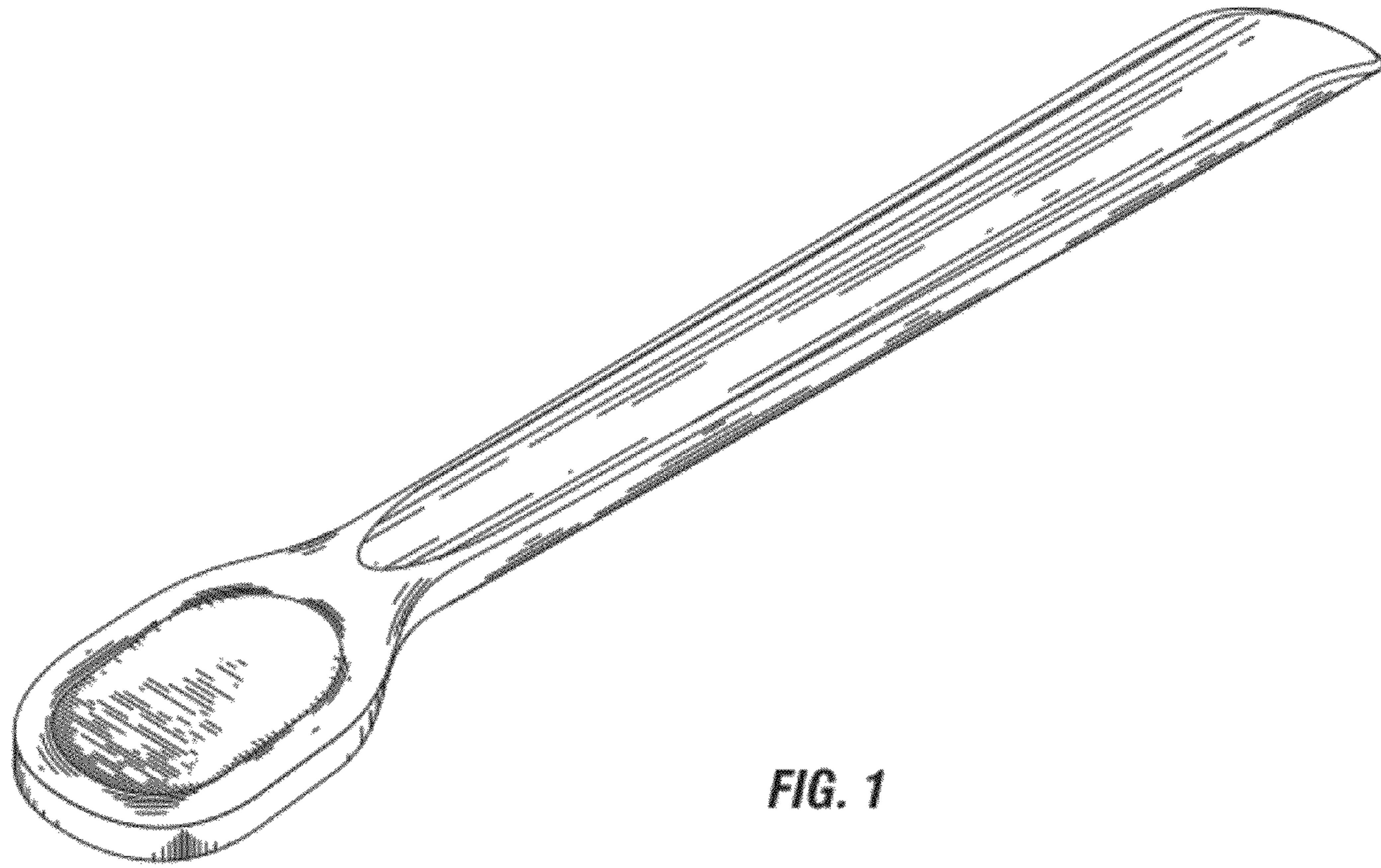


FIG. 1




FIG. 2




FIG. 3




FIG. 4




FIG. 5



FIG. 6



FIG. 7

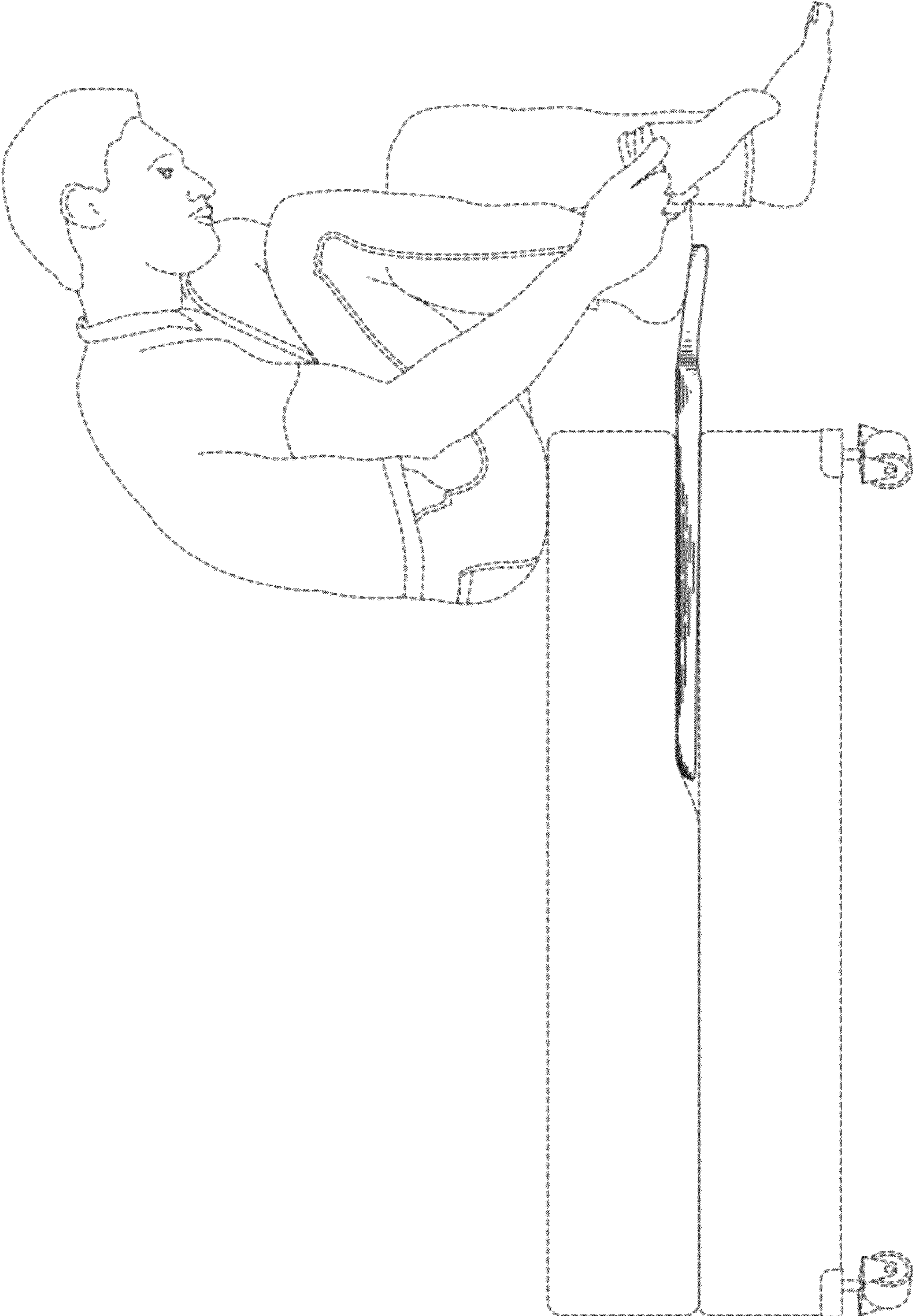


FIG. 8