

US00D663095S

(12) **United States Design Patent**
Naimi

(10) **Patent No.:** **US D663,095 S**
(45) **Date of Patent:** **** Jul. 3, 2012**

(54) **CRUCIFIX THAT INCLUDES SOIL FROM
PREDETERMINED PLACES**

(75) Inventor: **Yaakov Naimi**, Beverly Hills, CA (US)

(73) Assignee: **Holy Land Treasures, Inc.**, Los Angeles, CA (US)

(**) Term: **14 Years**

(21) Appl. No.: **29/353,113**

(22) Filed: **Dec. 31, 2009**

Related U.S. Application Data

(63) Continuation-in-part of application No. 12/604,387, filed on Oct. 22, 2009.

(51) **LOC (9) Cl.** **11-02**

(52) **U.S. Cl.** **D99/27**

(58) **Field of Classification Search** D99/27,
D99/19, 17, 21, 23, 25; 281/31, 29; 40/726
See application file for complete search history.

(56) **References Cited**

U.S. PATENT DOCUMENTS

D28,308 S	2/1898	Foutch	
D33,812 S *	12/1900	Sweet D99/23
1,434,226 A	10/1922	Royse	
1,646,632 A	10/1927	Spinner	
1,709,685 A	4/1929	Rothrock	
1,766,135 A	6/1930	Lynch	
2,341,600 A	2/1944	Karl	
D159,614 S	8/1950	Hersh	
3,176,656 A	4/1965	Bates	

(Continued)

FOREIGN PATENT DOCUMENTS

WO WO 2010/048462 4/2010

OTHER PUBLICATIONS

U.S. Appl. No. 29/379,650, filed Nov. 22, 2010, Yaakov Naimi.

(Continued)

Primary Examiner — Cynthia Underwood

(74) *Attorney, Agent, or Firm* — Adeli & Tollen LLP

(57) **CLAIM**

What is claimed is the ornamental design for a crucifix that includes soil from predetermined places, as shown and described.

DESCRIPTION

FIG. 1 is a perspective view of a first embodiment of a crucifix that includes soil from predetermined places showing my new design.

FIG. 2 is a front elevational view thereof.

FIG. 3 is a left elevational view thereof, the opposite side being a mirror image thereof, with the left and right elevational views of second embodiment being identical to FIG. 3; FIG. 4 is a bottom plan view thereof, the opposite side being a mirror image thereof, with the bottom plan view and opposite side of the second embodiment being identical to FIG. 4. FIG. 5 is a cross sectional view thereof taken on line 5-5 of FIG. 2.

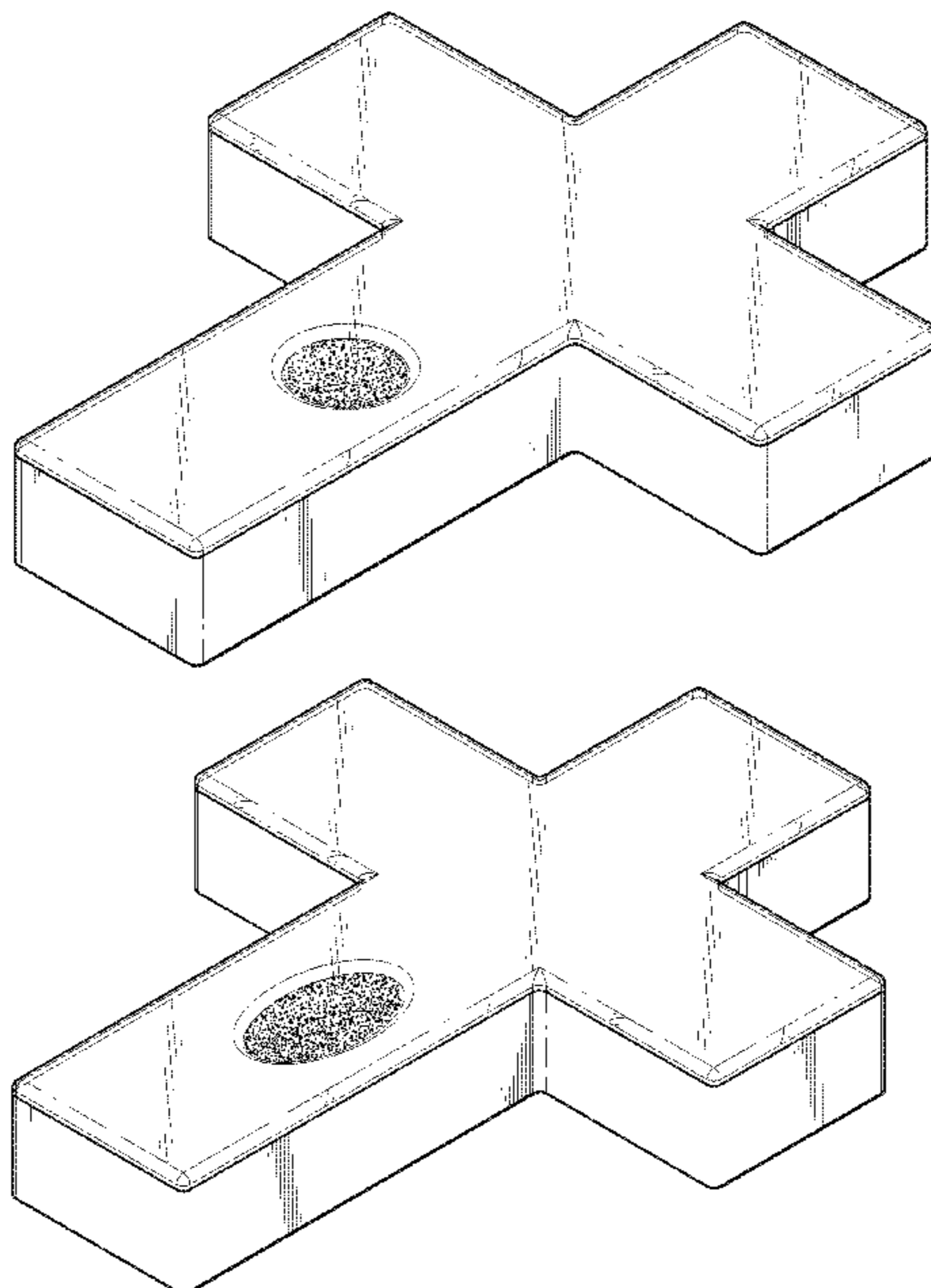
FIG. 6 is a cross sectional view thereof taken on line 6-6 of FIG. 2, with the cross sectional view of the second embodiment taken on line 6-6 of FIG. 8 being identical to FIG. 6.

FIG. 7 is a perspective view of a second embodiment showing my new design.

FIG. 8 is a front elevation view thereof; and,

FIG. 9 is a cross sectional view of FIG. 8 taken along line 9-9. The crucifix that includes soil from predetermined places is characterized by a compartment in which the soil is displayed. The soil compartment is covered by a transparent cover showing the soil inside.

1 Claim, 7 Drawing Sheets



US D663,095 S

Page 2

U.S. PATENT DOCUMENTS

3,755,925	A	9/1973	Court	
D228,826	S	10/1973	Cleminshaw	
D236,554	S	8/1975	Sands	
4,164,085	A	8/1979	Steeb et al.	
4,215,499	A	8/1980	Wilson	
4,434,567	A	3/1984	LeVeau	
D275,530	S	9/1984	Duckworth	
D278,666	S	5/1985	McCartin	
D284,419	S	* 6/1986	Stroud	D99/25
D284,803	S	7/1986	Povlitz	
D300,079	S	* 2/1989	Smith	D99/27
D300,793	S	4/1989	Sims	
5,248,037	A	9/1993	Kornberg et al.	
5,634,667	A	6/1997	Jordan	
D386,677	S	11/1997	Abiteboul	
D398,527	S	9/1998	Maceachern et al.	
D407,432	S	3/1999	Tell	
6,006,900	A	* 12/1999	Hasten	206/19
6,039,495	A	3/2000	Zimmerman et al.	
D429,761	S	8/2000	Ward	
6,105,288	A	8/2000	Becker	
D431,107	S	9/2000	Palazzo	
D435,269	S	12/2000	Karten et al.	
6,158,588	A	12/2000	Conti	
D449,853	S	10/2001	Myers	
D463,662	S	10/2002	Leiden et al.	
D477,361	S	7/2003	Park	
D492,075	S	6/2004	Lin	
D500,517	S	1/2005	Park	
D505,975	S	6/2005	Navarre	
D506,854	S	6/2005	Baker	
D511,041	S	11/2005	Sakaguchi	
D518,939	S	* 4/2006	Borgerding	D99/5
D520,755	S	5/2006	Sakaguchi	
D527,510	S	* 8/2006	Thomas	D99/25
D531,800	S	11/2006	Sakaguchi	
D531,801	S	11/2006	Sakaguchi	
D545,894	S	7/2007	Park	

D551,291	S	9/2007	Wagner	
D559,308	S	1/2008	Sakaguchi	
D559,906	S	1/2008	Sakaguchi	
D561,253	S	2/2008	Sakaguchi	
D564,931	S	* 3/2008	Tamir et al.	D11/7
D567,284	S	4/2008	Sakaguchi	
D573,636	S	7/2008	Sakaguchi	
D575,925	S	* 8/2008	Ivey	D99/17
D578,275	S	* 10/2008	Shantz et al.	D99/17
D587,643	S	3/2009	Slagel	
D595,571	S	* 7/2009	Lloyd et al.	D9/435
D606,874	S	12/2009	Faridovich et al.	
D610,350	S	2/2010	Smith	
7,703,635	B2	4/2010	Smith	
D620,976	S	8/2010	Dietrich	
D629,843	S	12/2010	Tartarone	
D638,605	S	* 5/2011	Schmitcke et al.	D99/27
D653,166	S	* 1/2012	Dunn	D11/184
2004/0119278	A1	6/2004	Van DeWalle et al.	
2004/0164542	A1	8/2004	Crawford	
2007/0024048	A1	2/2007	Akin	
2008/0050707	A1	2/2008	Girouard	
2010/0085743	A1*	4/2010	Franklin	362/183
2010/0096846	A1	4/2010	Naimi	
2011/0121971	A1*	5/2011	Ross	340/541

OTHER PUBLICATIONS

U.S. Appl. No. 29/391,032, filed May 2, 2011, Yaakov Naimi.
 U.S. Appl. No. 29/353,110, filed Apr. 4, 2011, Yaakov Naimi.
 U.S. Appl. No. 29/379,650, filed Jun. 10, 2011, Yaakov Naimi.
 U.S. Appl. No. 29/391,032, filed Jul. 1, 2011, Yaakov Naimi.
 International Preliminary Report on Patentability for PCT/US2009/61753, May 5, 2011 (mailing date) Holy Land Treasures, Inc.
 U.S. Appl. No. 29/353,110, filed Dec. 28, 2010, Yaakov Naimi.
 U.S. Appl. No. 29/353,110, filed Dec. 31, 2009, Yaakov Naimi.
 International Search Report and Written Opinion for PCT/US2009/61753, Dec. 14, 2009 (mailing date), Holy Land Treasures, Inc.

* cited by examiner




FIG. 1

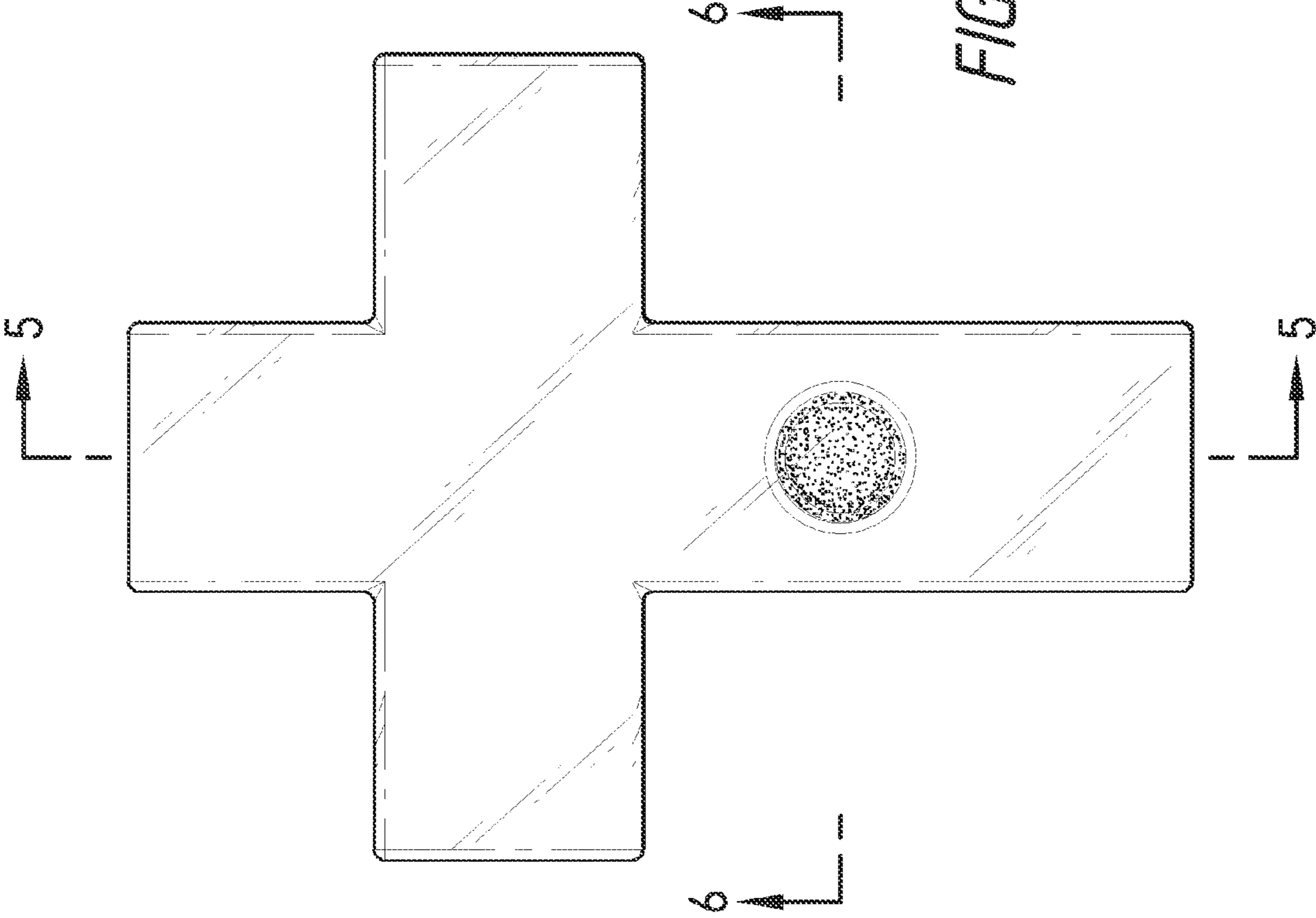


FIG. 2

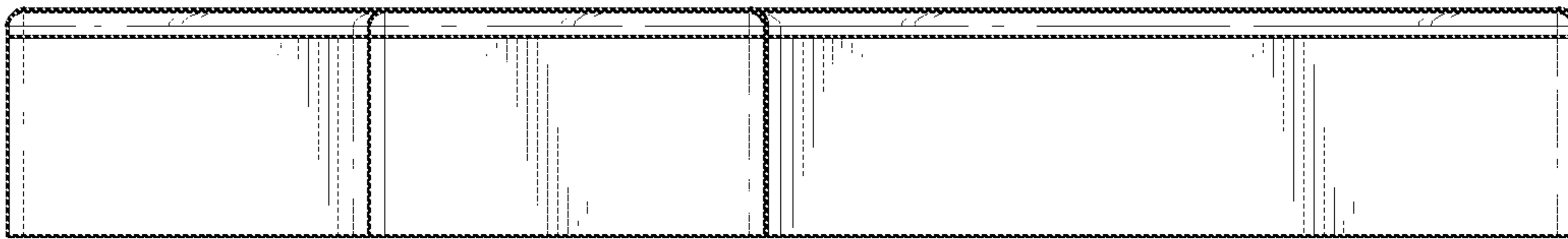


FIG. 3




FIG. 4

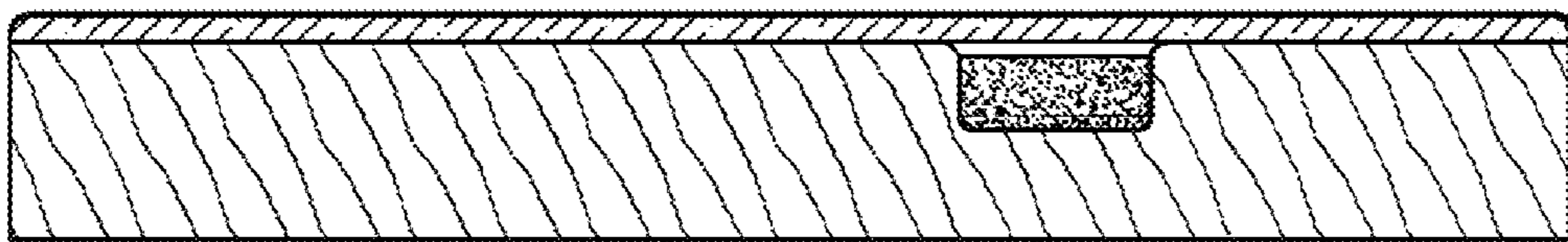


FIG. 5

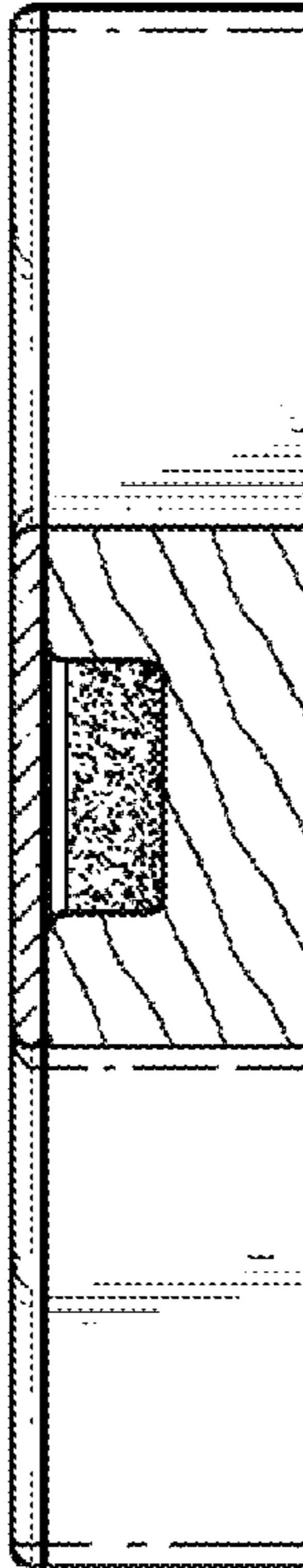


FIG. 6

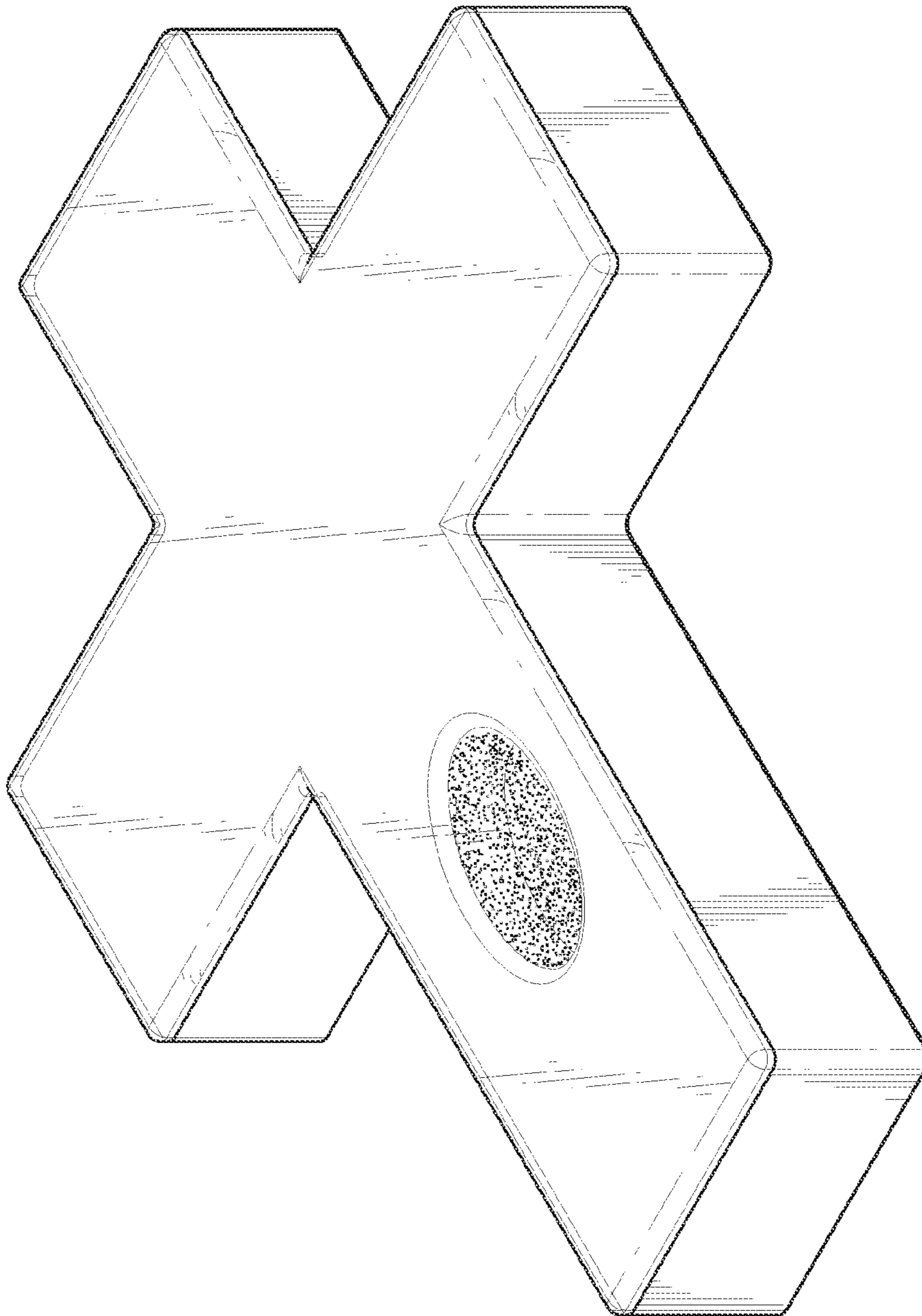
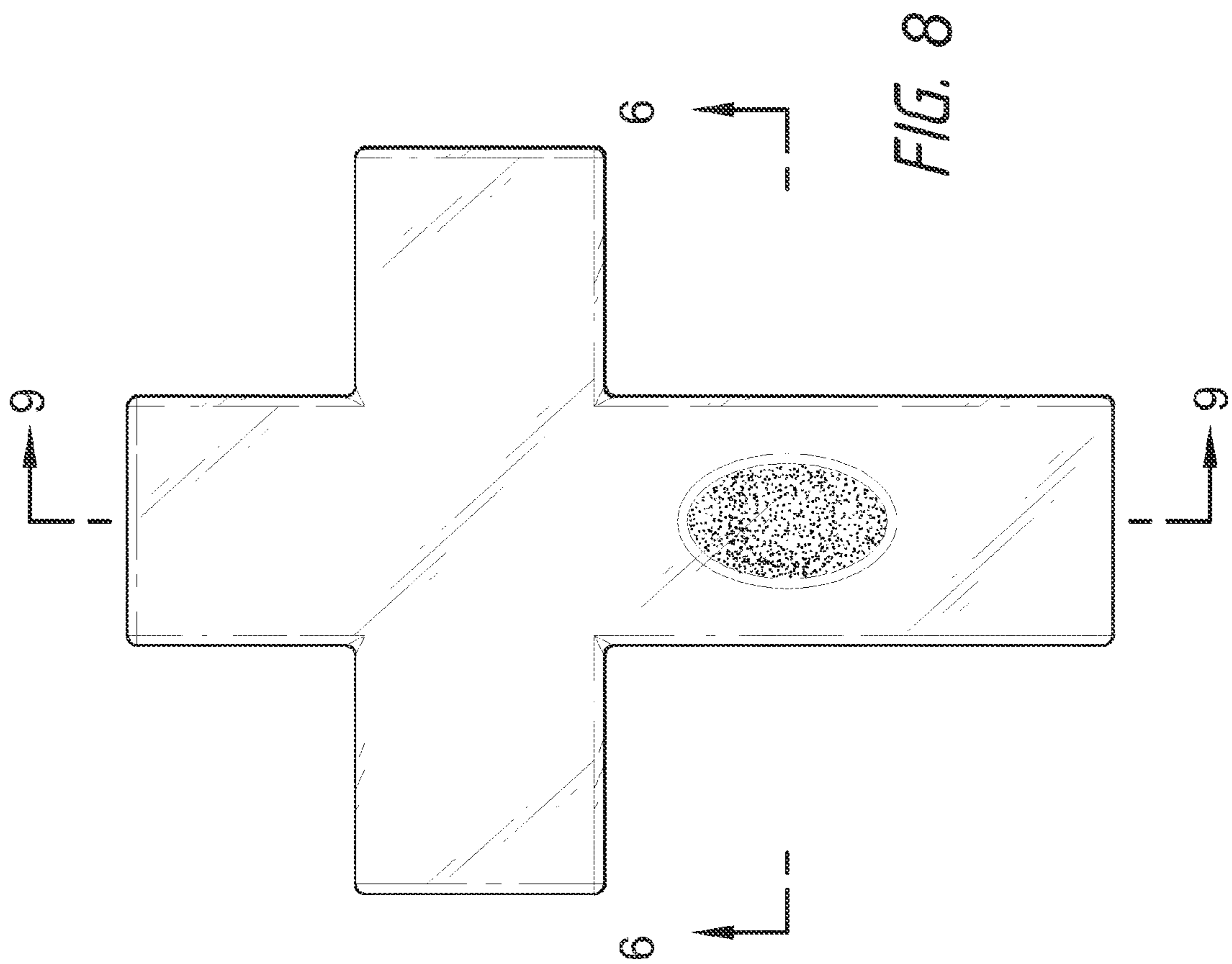


FIG. 7



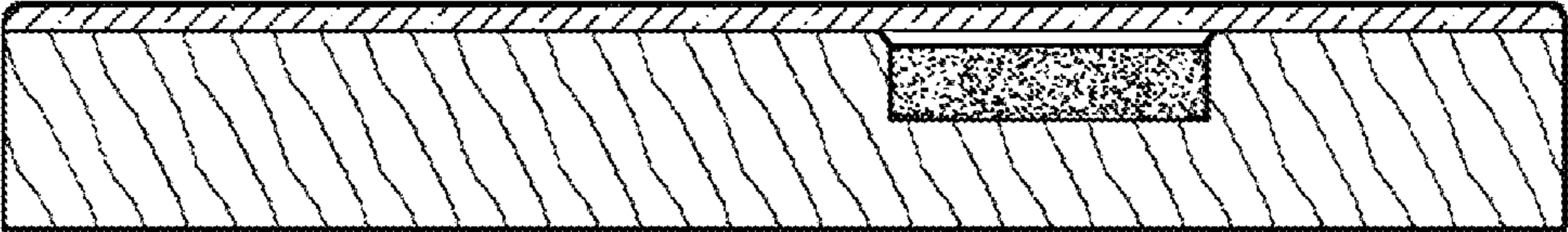


FIG. 9