

US00D663082S

(12) **United States Design Patent**  
**Gabrielsson et al.**

(10) **Patent No.:** **US D663,082 S**  
(45) **Date of Patent:** **\*\* Jul. 3, 2012**

- (54) **HYDROCYCLONE**
- (75) Inventors: **Karl Gabrielsson**, Saltsjo-Boo (SE);  
**Jan Backman**, Jarfalla (SE)
- (73) Assignee: **Ovivo Luxembourg S.A.R.L.**,  
Munsbach (LU)
- (\*\*) Term: **14 Years**
- (21) Appl. No.: **29/369,160**
- (22) Filed: **Sep. 2, 2010**
- (51) **LOC (9) Cl.** ..... **15-05**
- (52) **U.S. Cl.** ..... **D32/1**
- (58) **Field of Classification Search** ..... D32/1,  
D32/25, 30-31; D15/147, 154; 209/199,  
209/725, 731; 55/337, 343, 426, 429, 429.1;  
210/232, 331, 486-487, 512.1, 512.2  
See application file for complete search history.

(56) **References Cited**

U.S. PATENT DOCUMENTS

3,052,361	A *	9/1962	Whatley et al.	210/512.2
3,313,413	A *	4/1967	Delcellier	209/731
3,331,512	A *	7/1967	Vore	210/487
3,529,725	A *	9/1970	Fifer	210/220
3,687,286	A *	8/1972	Weiss	209/135
4,572,783	A *	2/1986	Watson	210/109
D294,363	S *	2/1988	Donhauser	D15/147
D303,672	S *	9/1989	Stienen	D15/147
5,221,476	A *	6/1993	Papetti et al.	210/512.2
6,231,761	B1 *	5/2001	Mohlin et al.	210/232
6,582,489	B2 *	6/2003	Conrad	55/337
D517,727	S *	3/2006	Schuyler et al.	D26/154
7,470,347	B2 *	12/2008	Jansson et al.	162/246
D612,878	S *	3/2010	Meter	D15/147
7,771,499	B2 *	8/2010	Oh et al.	55/343
7,794,515	B2 *	9/2010	Oh et al.	55/343
7,887,671	B2 *	2/2011	Snekkenes et al.	162/18

8,002,865	B2 *	8/2011	Lane et al.	55/426
2003/0201213	A1 *	10/2003	Bolles et al.	209/725
2004/0200028	A1 *	10/2004	Oh et al.	15/347

FOREIGN PATENT DOCUMENTS

EM 001566506-0001 10/2009

OTHER PUBLICATIONS

U.S. Appl. No. 29/352,995, Gabrielsson et al., Hydrocyclone for Cleaning for Example Pulp Suspension, filed Dec. 30, 2009.

\* cited by examiner

*Primary Examiner* — T. Chase Nelson

*Assistant Examiner* — Kathleen M Sims

(74) *Attorney, Agent, or Firm* — Young & Thompson

(57) **CLAIM**

The ornamental design for a hydrocyclone, as shown and described.

**DESCRIPTION**

FIG. 1 is a side elevational view of a hydrocyclone embodying our new design, the opposite side elevational view being the same as that of FIG. 1, except for the absence or presence of details as indicated in FIG. 3;

FIG. 2 is a front elevational view of the hydrocyclone of FIG. 1, the rear elevational view being the same as that of FIG. 2, except for the absence or presence of details as indicated in FIG. 3;

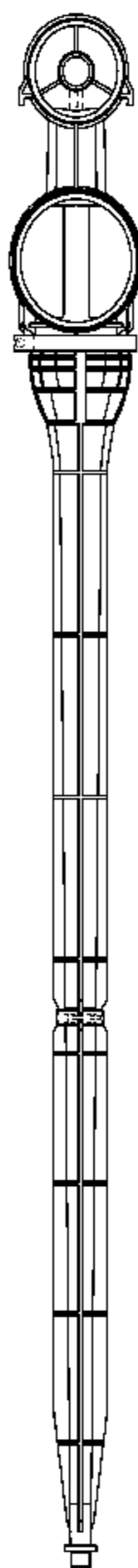
FIG. 3 is an enlarged bottom plan view of the hydrocyclone of FIG. 1;

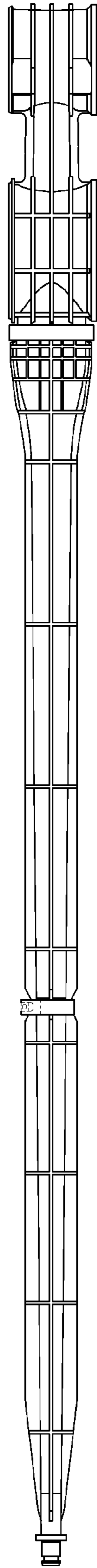
FIG. 4 is an enlarged top plan view of the hydrocyclone of FIG. 1; and,

FIG. 5 is an enlarged perspective view of the hydrocyclone head of the hydrocyclone of FIG. 1.

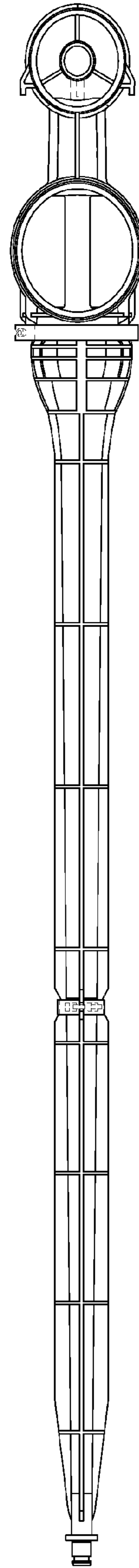
The broken line showing is for environmental purposes only and forms no part of the claimed design.

**1 Claim, 3 Drawing Sheets**






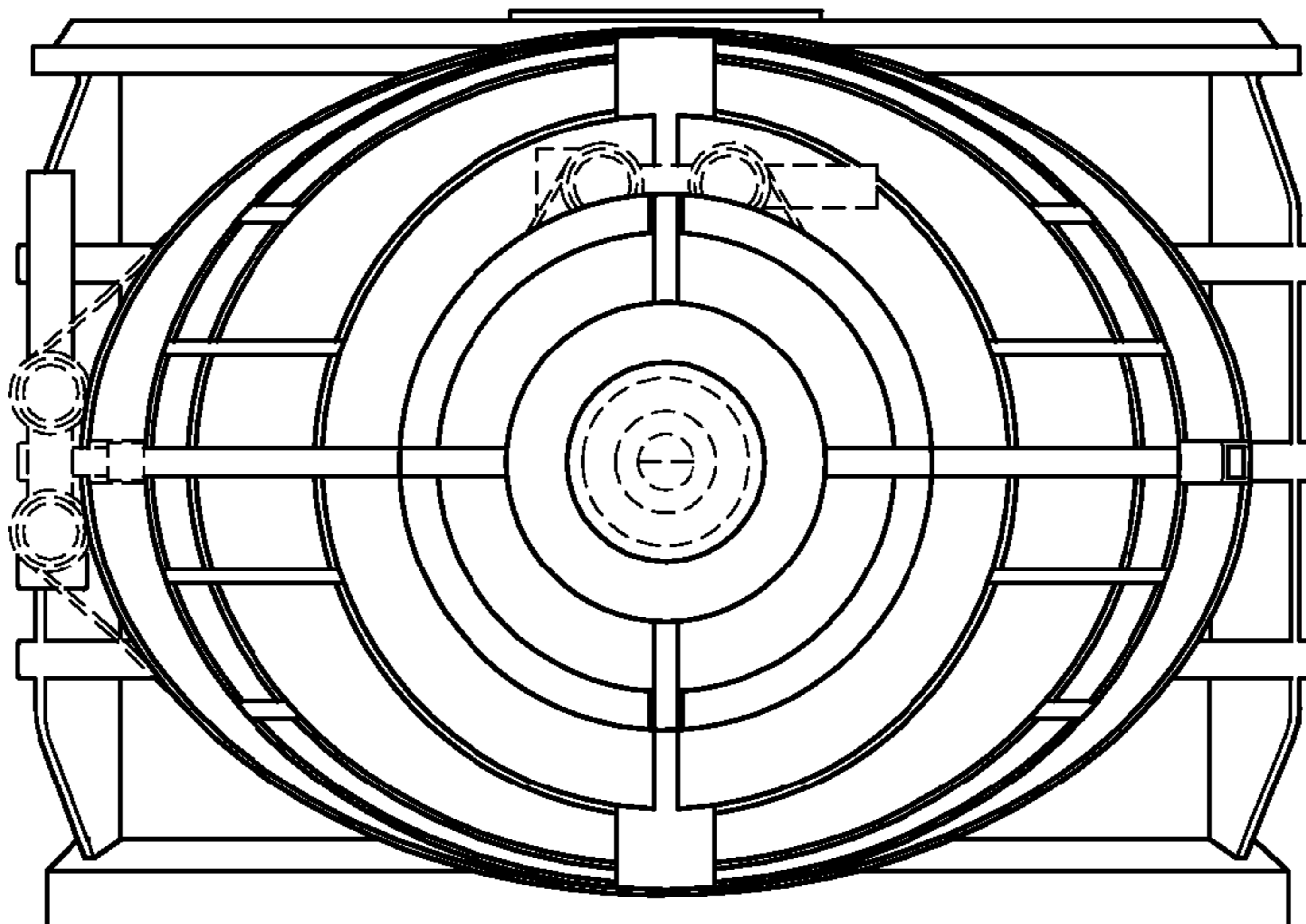
*FIG. 1*



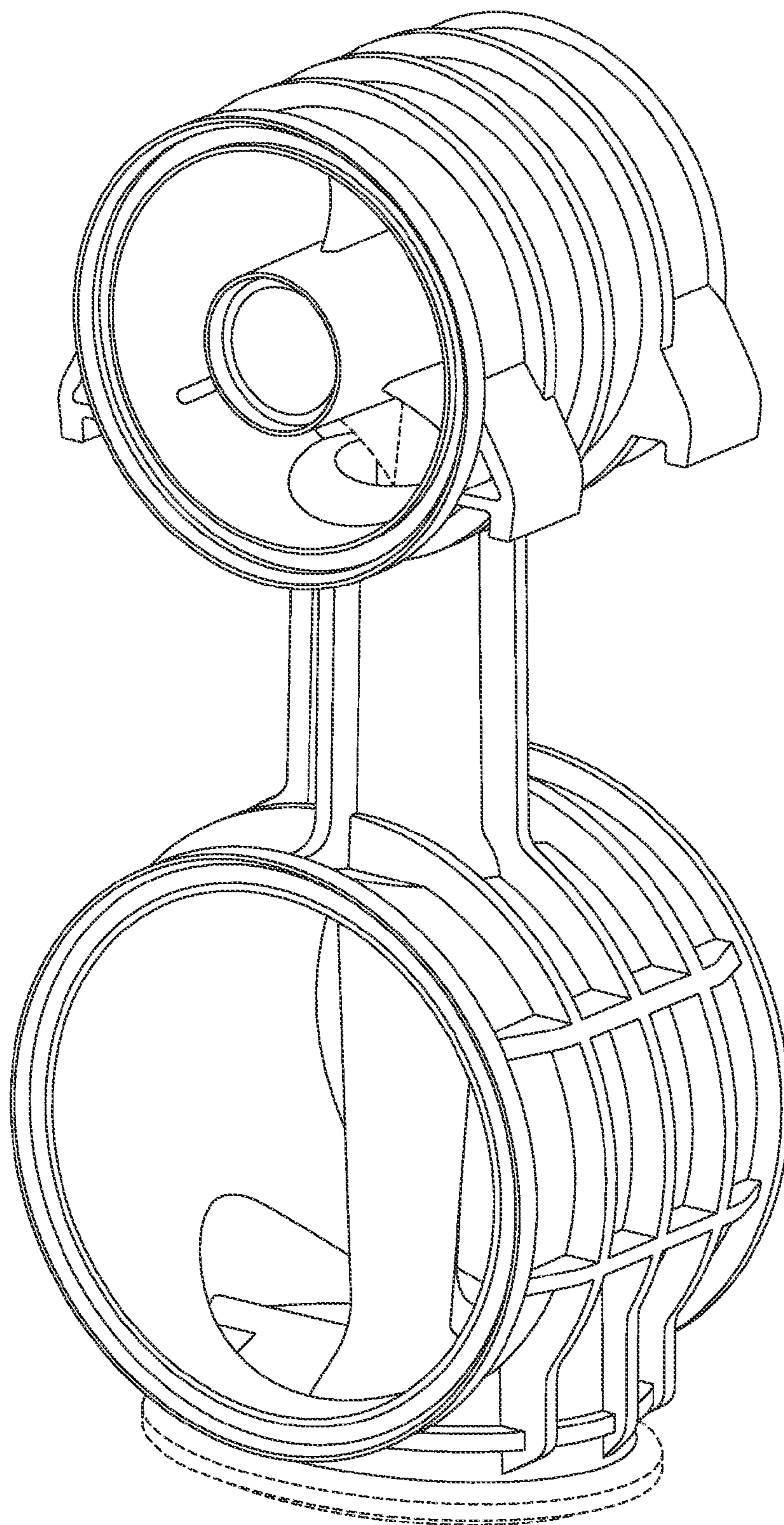
*FIG. 2*



*FIG. 3*



*FIG. 4*



*FIG. 5*