



US00D663076S

(12) **United States Design Patent**  
**Parsons et al.**

(10) **Patent No.:** **US D663,076 S**

(45) **Date of Patent:** **\*\* Jul. 3, 2012**

(54) **HELMET LINER**

(75) Inventors: **David K. Parsons**, Swansea, IL (US);  
**Anthony Eric Sprouse, II**, O'Fallon, IL  
(US); **Paul A. Rickman**, Belleville, IL  
(US)

(73) Assignee: **Roho, Inc.**, Belleville, IL (US)

(\*\*) Term: **14 Years**

(21) Appl. No.: **29/415,514**

(22) Filed: **Mar. 12, 2012**

(51) **LOC (9) Cl.** ..... **29-02**

(52) **U.S. Cl.** ..... **D29/122**

(58) **Field of Classification Search** ..... D29/100,  
D29/101.1, 102, 105, 106, 108, 122; D2/865,  
D2/866, 867, 891, 892, 894; 2/455, 410-425,  
2/9, 171, 205, 5, 6.1, 6.6  
See application file for complete search history.

(56) **References Cited**

**U.S. PATENT DOCUMENTS**

D267,287	S	*	12/1982	Gooding	.....	D29/122
5,035,009	A	*	7/1991	Wingo et al.	.....	2/414
5,263,203	A	*	11/1993	Kraemer et al.	.....	2/413
D364,487	S	*	11/1995	Tutton et al.	.....	D29/122
D431,329	S	*	9/2000	Chen	.....	D29/122
D475,486	S	*	6/2003	Ide et al.	.....	D29/122

D533,316	S	*	12/2006	Canavan et al.	.....	D29/122
D547,910	S	*	7/2007	Purnell	.....	D29/122
D551,809	S	*	9/2007	Purnell	.....	D29/122
D577,866	S	*	9/2008	Frye et al.	.....	D29/122
D612,545	S	*	3/2010	Pliszka	.....	D29/122
D617,503	S	*	6/2010	Szalkowski et al.	.....	D29/122
D621,099	S	*	8/2010	Johnson et al.	.....	D29/122
D637,356	S	*	5/2011	Green et al.	.....	D29/122
D640,422	S	*	6/2011	Green et al.	.....	D29/122
7,958,573	B2	*	6/2011	Lewis et al.	.....	2/414

\* cited by examiner

*Primary Examiner* — Elizabeth J Oswecki

(74) *Attorney, Agent, or Firm* — Polster Lieder Woodruff & Lucchesi, L.C.

(57) **CLAIM**

The ornamental design for a helmet liner, as shown and described.

**DESCRIPTION**

FIG. 1 is a top perspective view of a helmet liner showing our new design;

FIG. 2 is a top plan view thereof;

FIG. 3 is a bottom plan view thereof;

FIG. 4 is a left side view thereof;


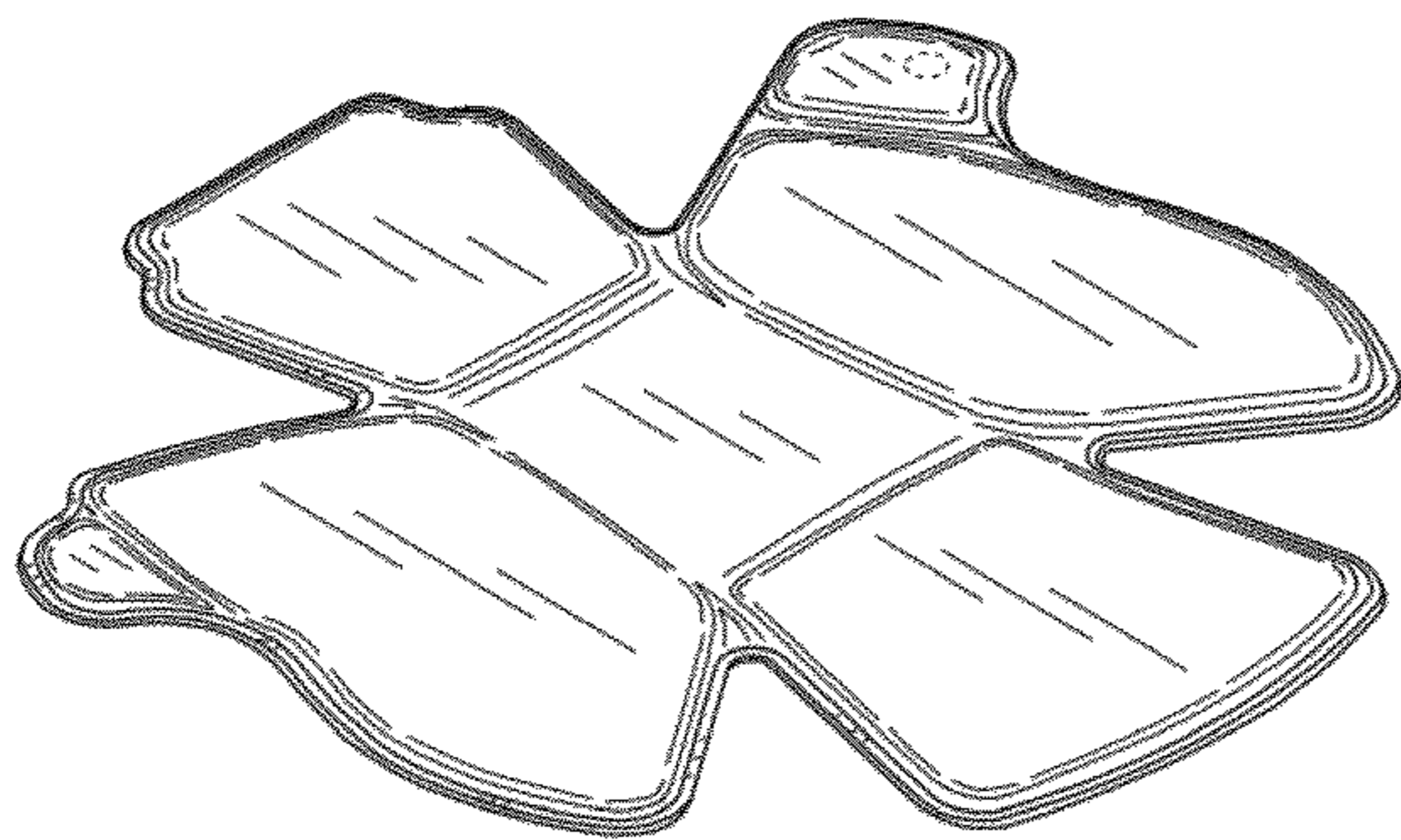
FIG. 5 is a right side view thereof;

FIG. 6 is a front view thereof; and,

FIG. 7 is a rear view thereof.

All broken lines form no part of the claimed design.

**1 Claim, 3 Drawing Sheets**



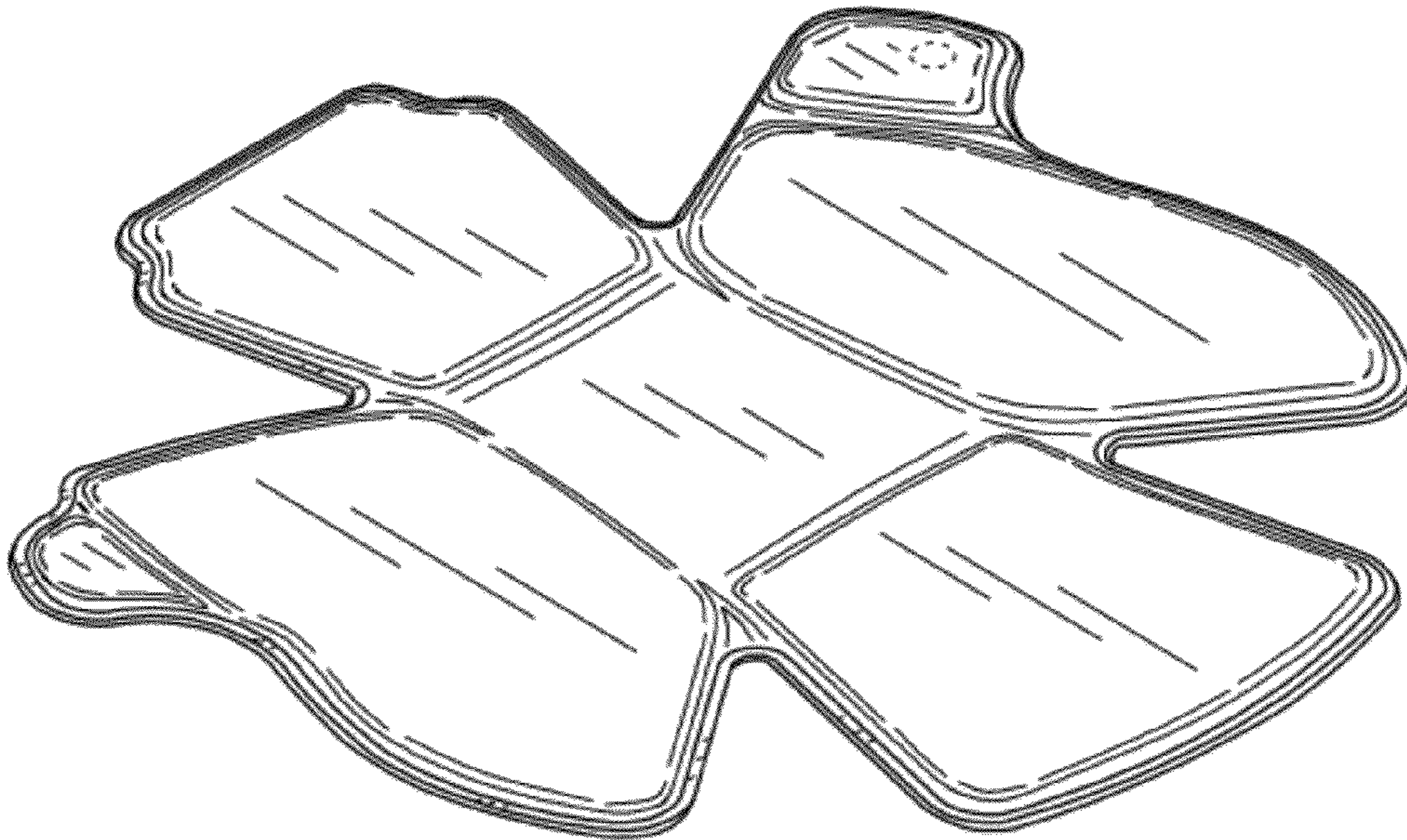


FIG. 1




FIG. 2




FIG. 3




FIG. 4



FIG. 5




FIG. 6



FIG. 7