

US00D663074S

(12) **United States Design Patent**  
**Santini**

(10) **Patent No.:** **US D663,074 S**  
(45) **Date of Patent:** **\*\* Jul. 3, 2012**

(54) **BICYCLE HELMET**

(75) Inventor: **Zdenko Oliver Santini**, Jægerspris (DK)

(73) Assignee: **Abus-Gruppen DK A/S**, Horsens (DK)

(\*\*) Term: **14 Years**

(21) Appl. No.: **29/382,107**

(22) Filed: **Dec. 29, 2010**

(30) **Foreign Application Priority Data**

Jul. 9, 2010 (EM) ..... 001729617

(51) **LOC (9) Cl.** ..... **02-03**

(52) **U.S. Cl.** ..... **D29/102**

(58) **Field of Classification Search** ..... D29/102-107,  
D29/122; 2/5, 6.1, 6.3, 6.7, 41-412, 414,  
2/422-425, 9-10; D2/869-870, 872, 882,  
D2/884, 891

See application file for complete search history.

(56) **References Cited**

**U.S. PATENT DOCUMENTS**

D156,408 S \* 12/1949 Cohn ..... D2/872  
D216,768 S \* 3/1970 Hicks ..... D2/872  
D237,759 S \* 11/1975 Sebring ..... D2/872  
D247,333 S \* 2/1978 Dame ..... D2/869

D251,157 S \* 2/1979 Walter ..... D2/869  
D262,495 S \* 1/1982 Hatten ..... D2/872  
D330,950 S \* 11/1992 Voepel ..... D29/106  
D387,502 S \* 12/1997 Comstock et al. .... D29/106  
D411,239 S \* 6/1999 Jack ..... D2/869  
D417,754 S \* 12/1999 Berger et al. .... D29/102  
D463,898 S \* 10/2002 Davis ..... D2/869  
D471,673 S \* 3/2003 Berger ..... D29/102  
D533,312 S \* 12/2006 Bouchez ..... D29/102  
D583,515 S \* 12/2008 Rodgers ..... D29/122  
D583,516 S \* 12/2008 Rodgers ..... D29/122  
D584,860 S \* 1/2009 Rodgers ..... D29/122

\* cited by examiner

*Primary Examiner* — Ruth McInroy

(74) *Attorney, Agent, or Firm* — Ladas & Parry LLP

(57) **CLAIM**

The ornamental design for a bicycle helmet, as shown and described.

**DESCRIPTION**

FIG. 1 is a perspective view of a front, top, and right side of the bicycle helmet embodying our new design;  
FIG. 2 is a front elevational view thereof;  
FIG. 3 is a rear elevational view thereof;  
FIG. 4 is a right side elevational view thereof;  
FIG. 5 is a left side elevational view thereof;  
FIG. 6 is a top plan view thereof; and,  
FIG. 7 is a bottom plan view thereof.

**1 Claim, 7 Drawing Sheets**





FIG. 1



FIG. 2

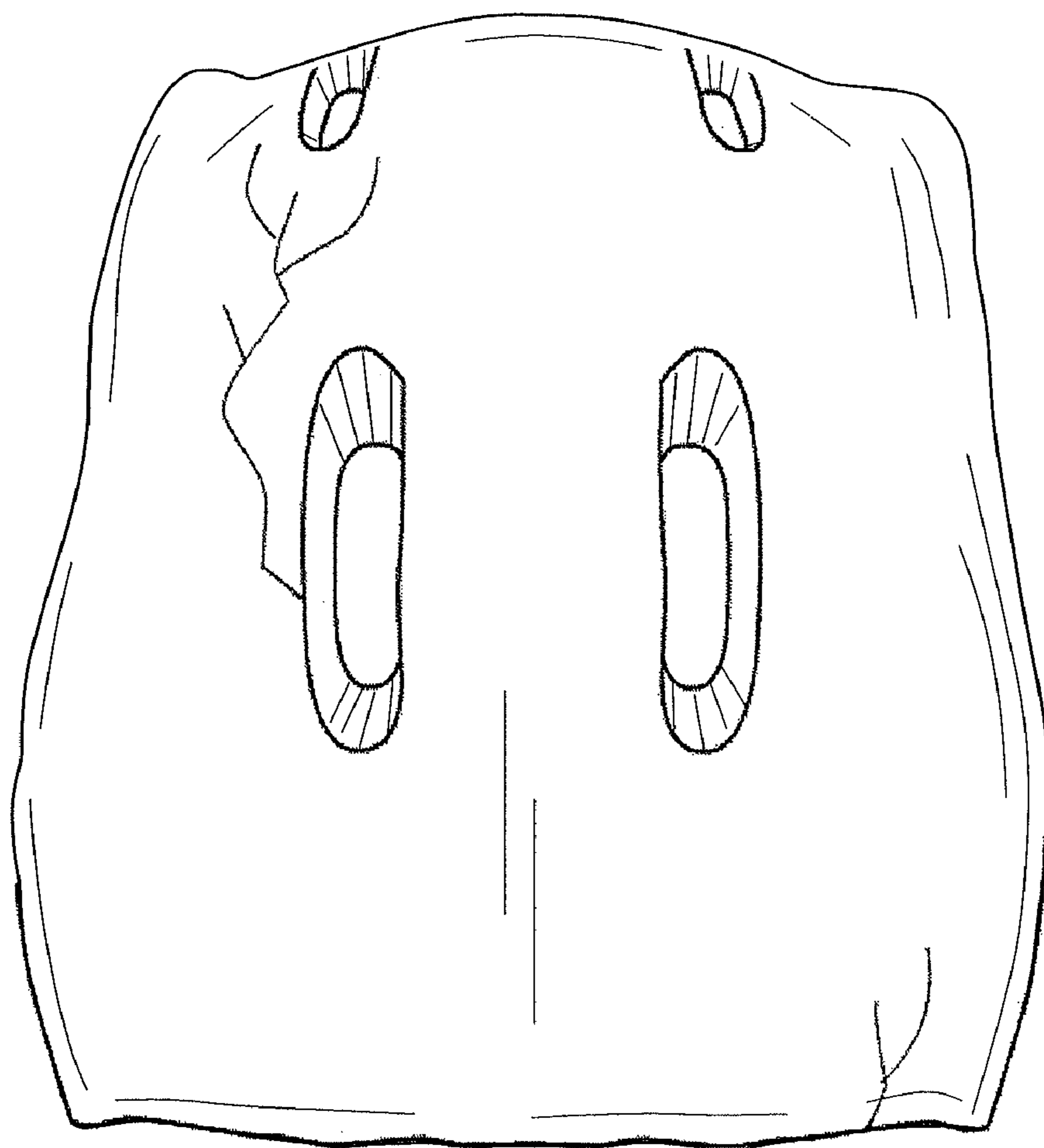


FIG. 3

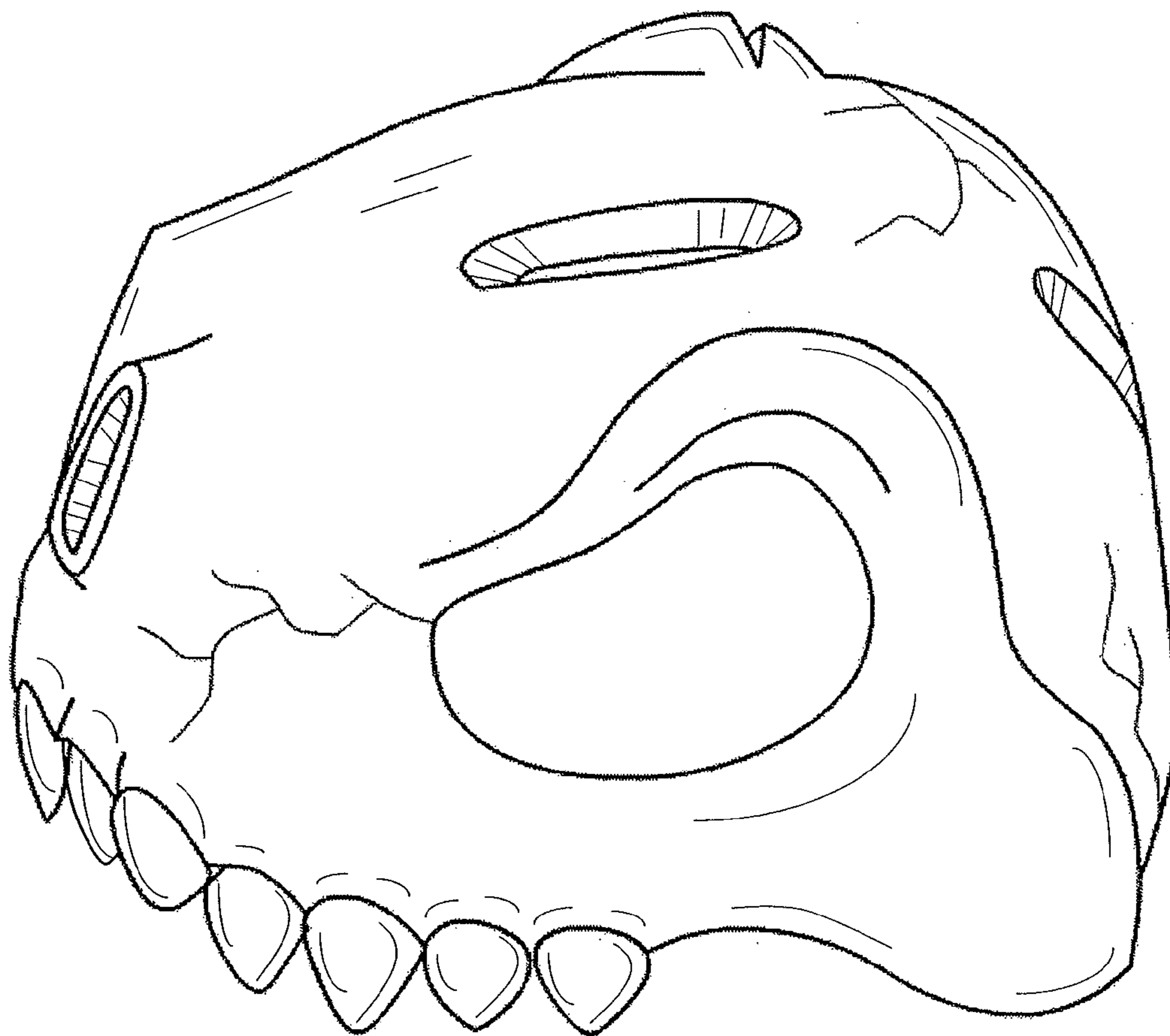


FIG. 4

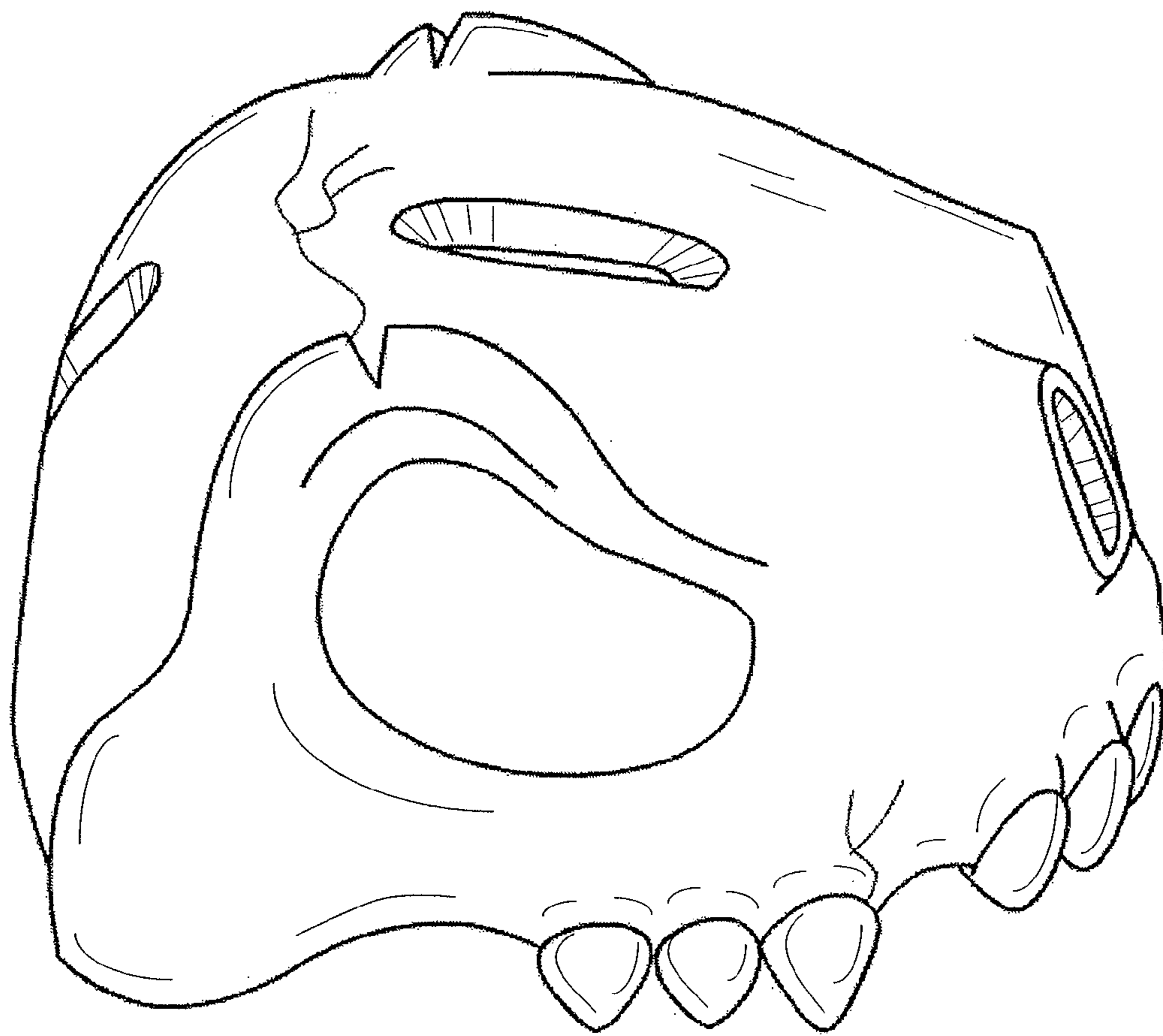


FIG. 5

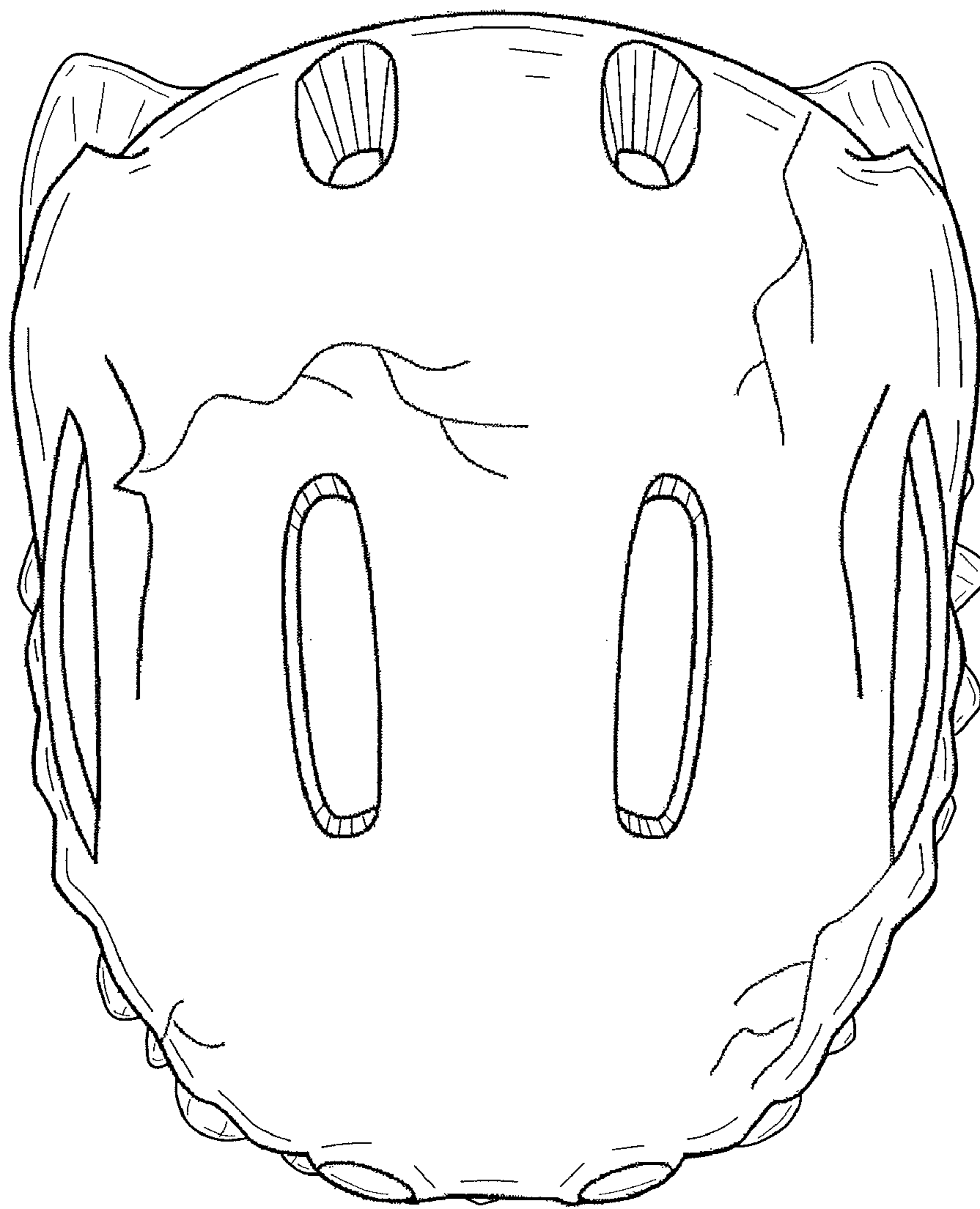
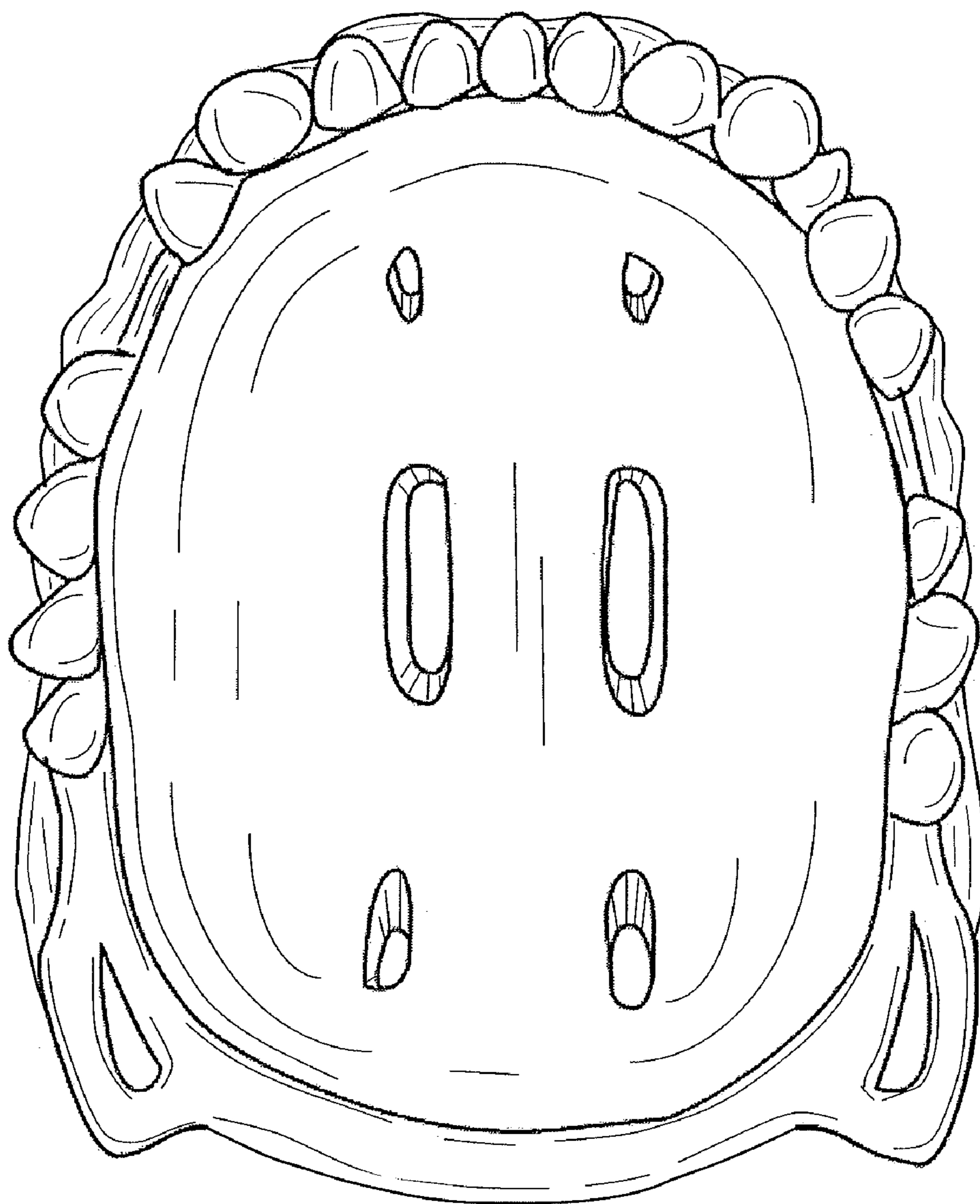


FIG. 6



**FIG. 7**