



US00D663072S

(12) **United States Design Patent**
Best et al.

(10) **Patent No.:** **US D663,072 S**
(45) **Date of Patent:** **** Jul. 3, 2012**

- (54) **SOFT CHEST PROTECTOR**
- (75) Inventors: **Bill Best**, Orono, MN (US); **Bastien Jourde**, Montreal, CA (US)
- (73) Assignee: **Shock Doctor, Inc.**, Plymouth, MN (US)
- (**) Term: **14 Years**
- (21) Appl. No.: **29/398,483**
- (22) Filed: **Aug. 1, 2011**

7,882,576	B2 *	2/2011	Morrow et al.	2/462
7,975,321	B1 *	7/2011	Behrens	2/468
8,024,820	B2 *	9/2011	Weimer et al.	2/463
2007/0010771	A1	1/2007	Leatt	
2007/0199129	A1	8/2007	Davis	
2011/0167548	A1	7/2011	Jourde et al.	

FOREIGN PATENT DOCUMENTS

WO	WO2008050303	A2	5/2008
WO	WO2009109941	A1	9/2009
WO	WO2011034942	A1	3/2011

OTHER PUBLICATIONS

International Search Report and Written Opinion issued in PCT/US2010/048959, mailed Nov. 15, 2010, 13 pages.
U.S. Appl. No. 29/396,572, filed Jul. 1, 2011 entitled Soft Chest Protector.

* cited by examiner

Primary Examiner — Susan Bennett Hattan

Assistant Examiner — Barbara B Lohr

(74) *Attorney, Agent, or Firm* — Faegre Baker Daniels LLP

Related U.S. Application Data

- (63) Continuation of application No. 29/396,572, filed on Jul. 1, 2011.
- (51) **LOC (9) Cl.** **29-03**
- (52) **U.S. Cl.** **D29/101.3**
- (58) **Field of Classification Search** D29/10, D29/11, 99, 101.2, 101.3; 2/2, 2.5, 27, 44, 2/45, 69, 92, 102, 108, 268, 326, 410, 411, 2/412, 413, 414, 455, 456, 461, 462, 463, 2/464, 465, 468; 428/113, 911; 89/36.01, 89/36.02, 36.05; D24/64; 280/290, 808; 350/97, 98

See application file for complete search history.

(57) **CLAIM**

The ornamental design for a soft chest protector, as shown and described.

(56) **References Cited**

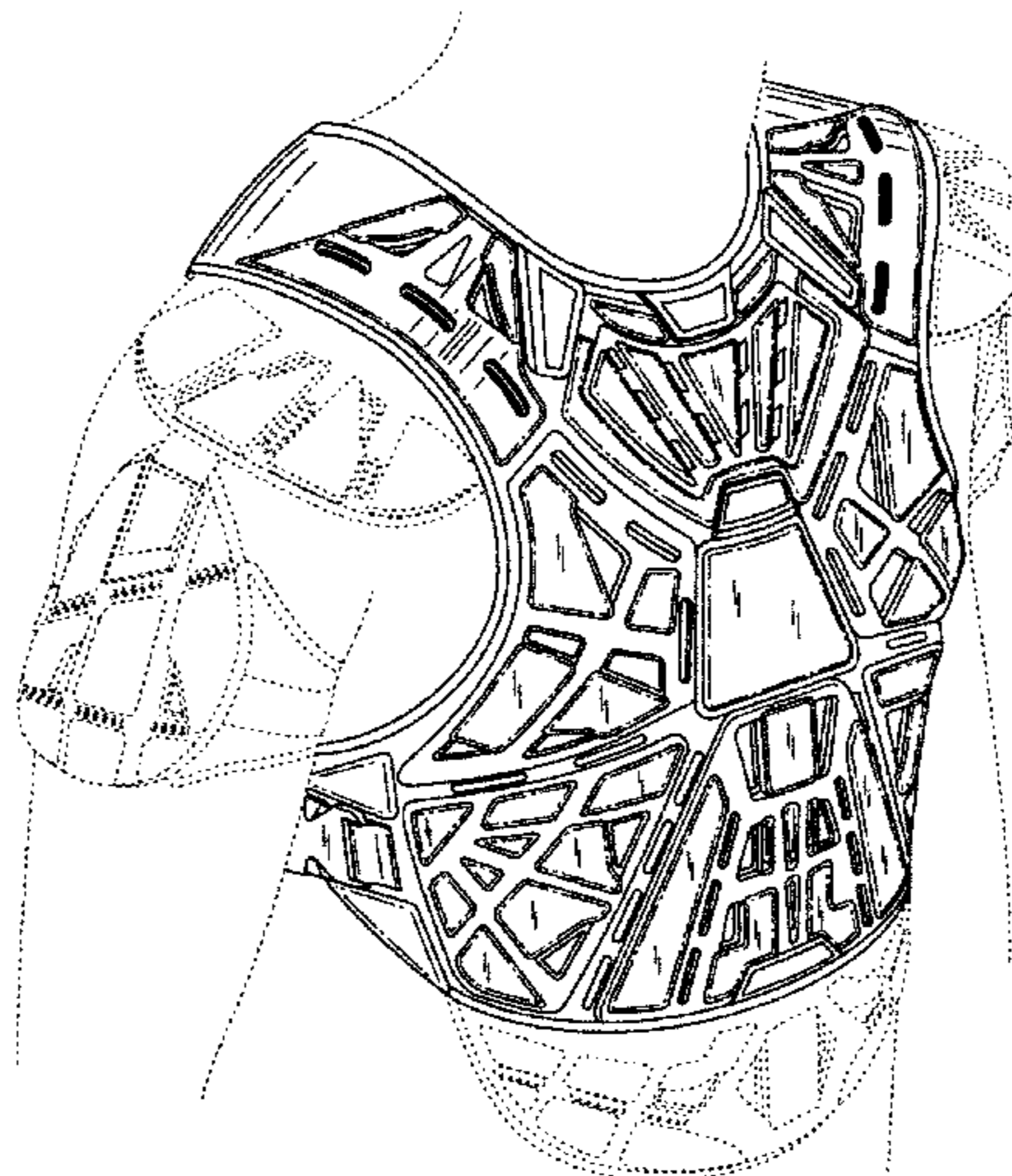
U.S. PATENT DOCUMENTS

3,900,896	A	8/1975	Ackerman	
4,338,685	A	7/1982	LaPorta, Jr.	
4,501,023	A	2/1985	Bilberry	
4,590,622	A	5/1986	Wolfe et al.	
D296,595	S *	7/1988	Flosi et al.	D29/101.3
6,067,665	A	5/2000	DePalma et al.	
D484,648	S	12/2003	Fiorini et al.	
D494,323	S	8/2004	Weller	
6,775,851	B1 *	8/2004	Chen et al.	2/463
D600,860	S *	9/2009	Durham	D29/101.3

DESCRIPTION

FIG. 1 is a perspective view of a soft chest protector.
FIG. 2 is a front view of a soft chest protector.
FIG. 3 is a back view of a soft chest protector.
FIG. 4 is a first side view of a soft chest protector, the second opposing side being a mirror image thereof; and,
FIG. 5 is a top view of a soft chest protector.
The broken lines in the drawing depict environmental subject matter only and form no part of the claimed design.

1 Claim, 5 Drawing Sheets



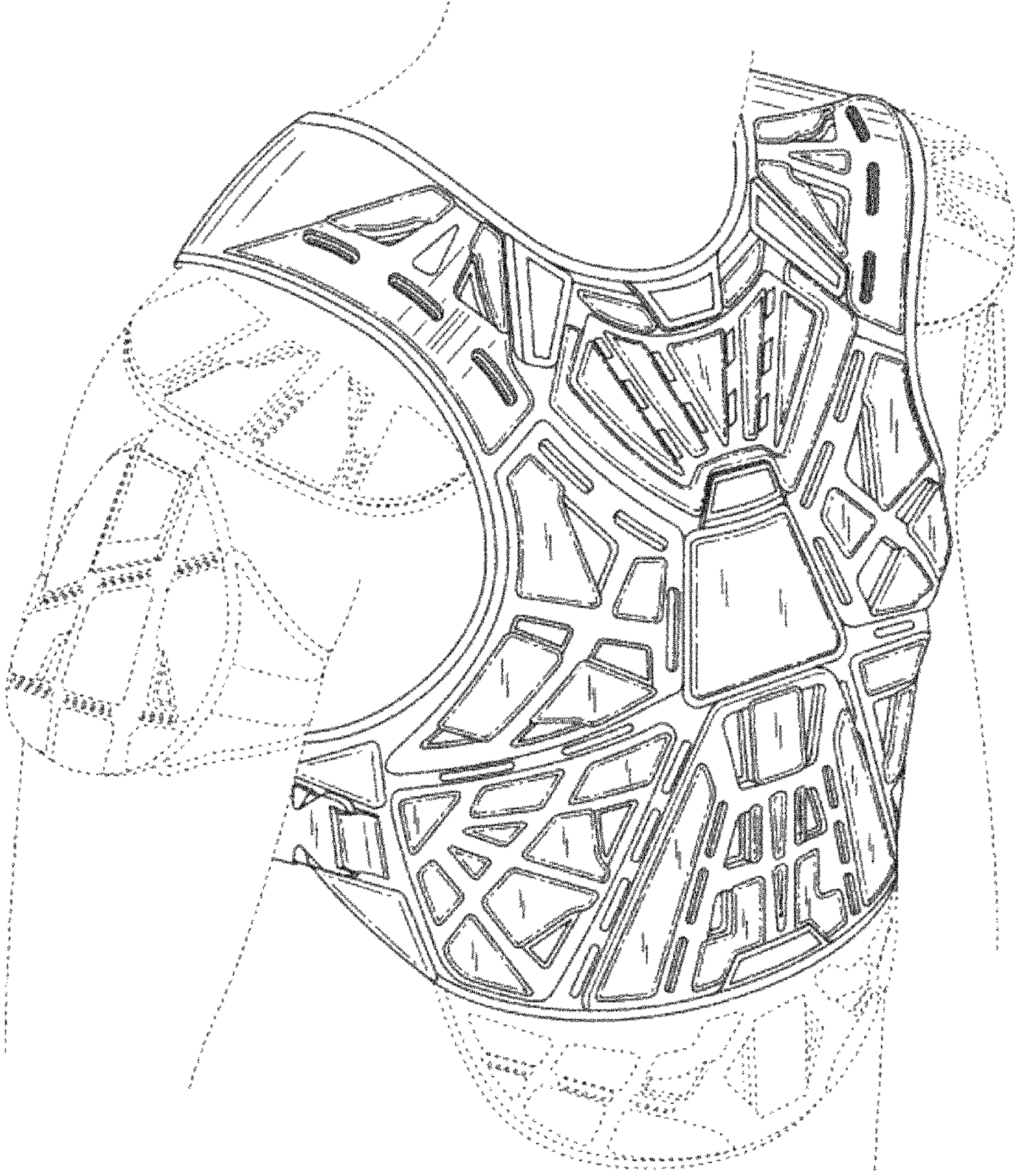


Fig. 1

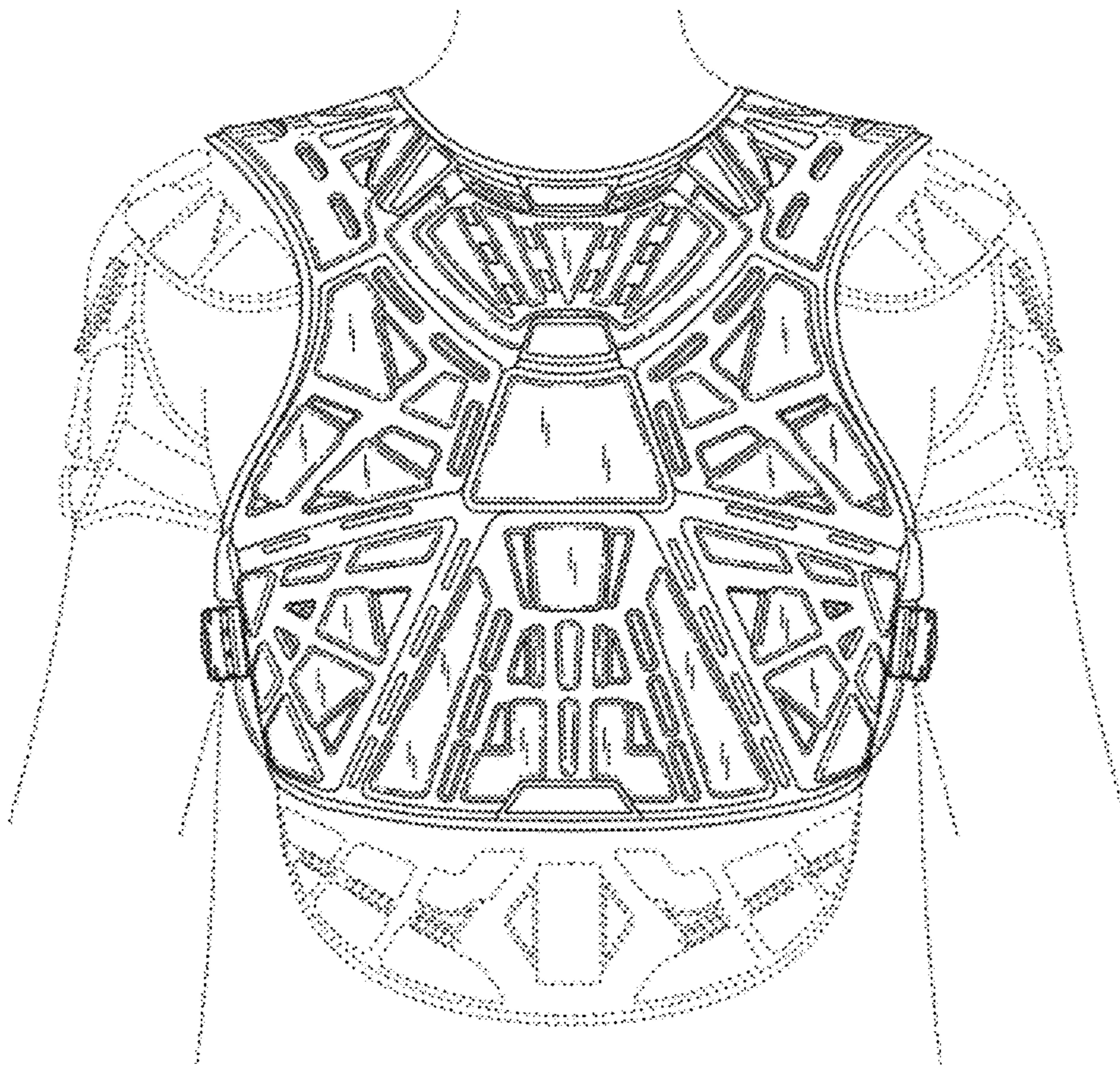


Fig. 2

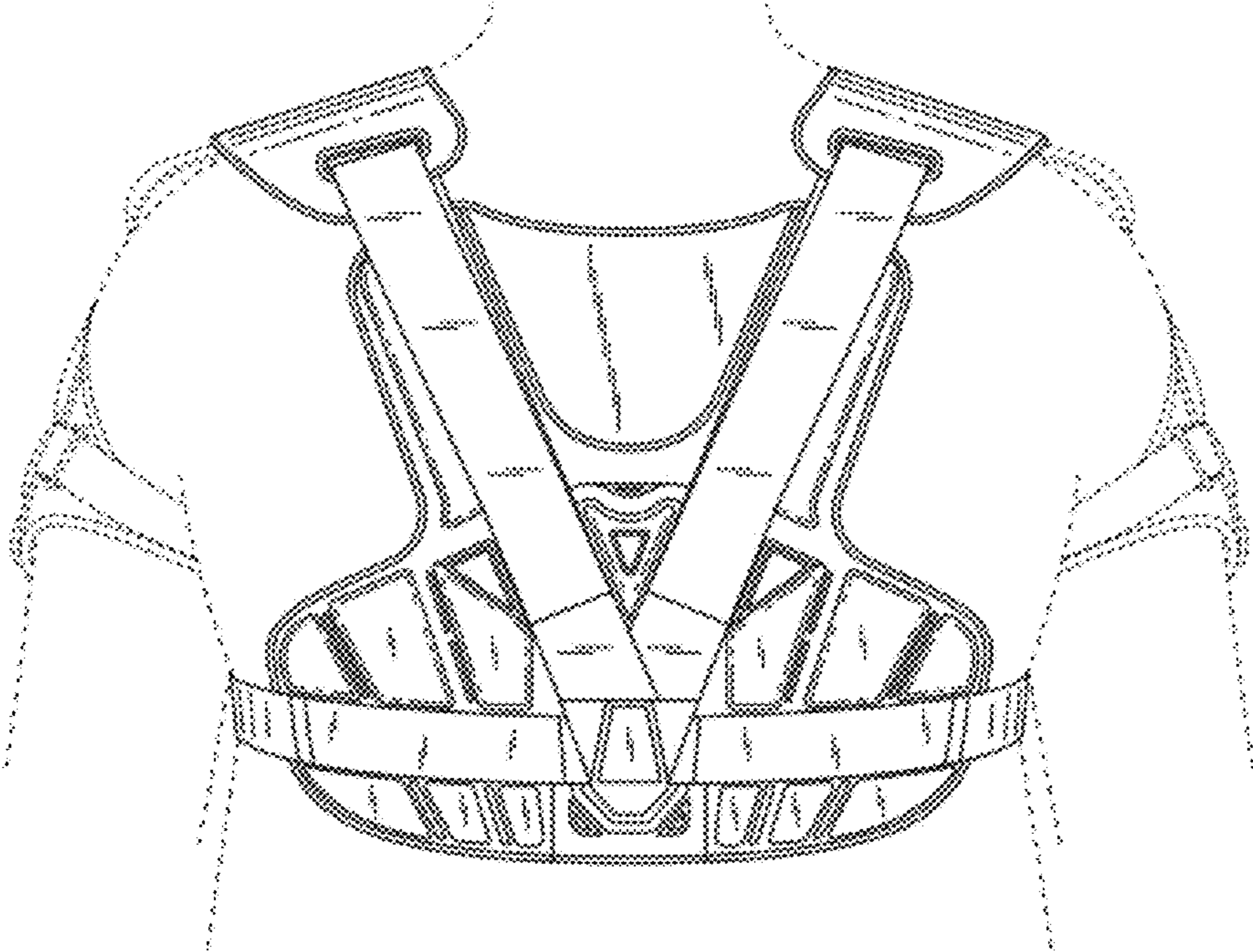


Fig. 3

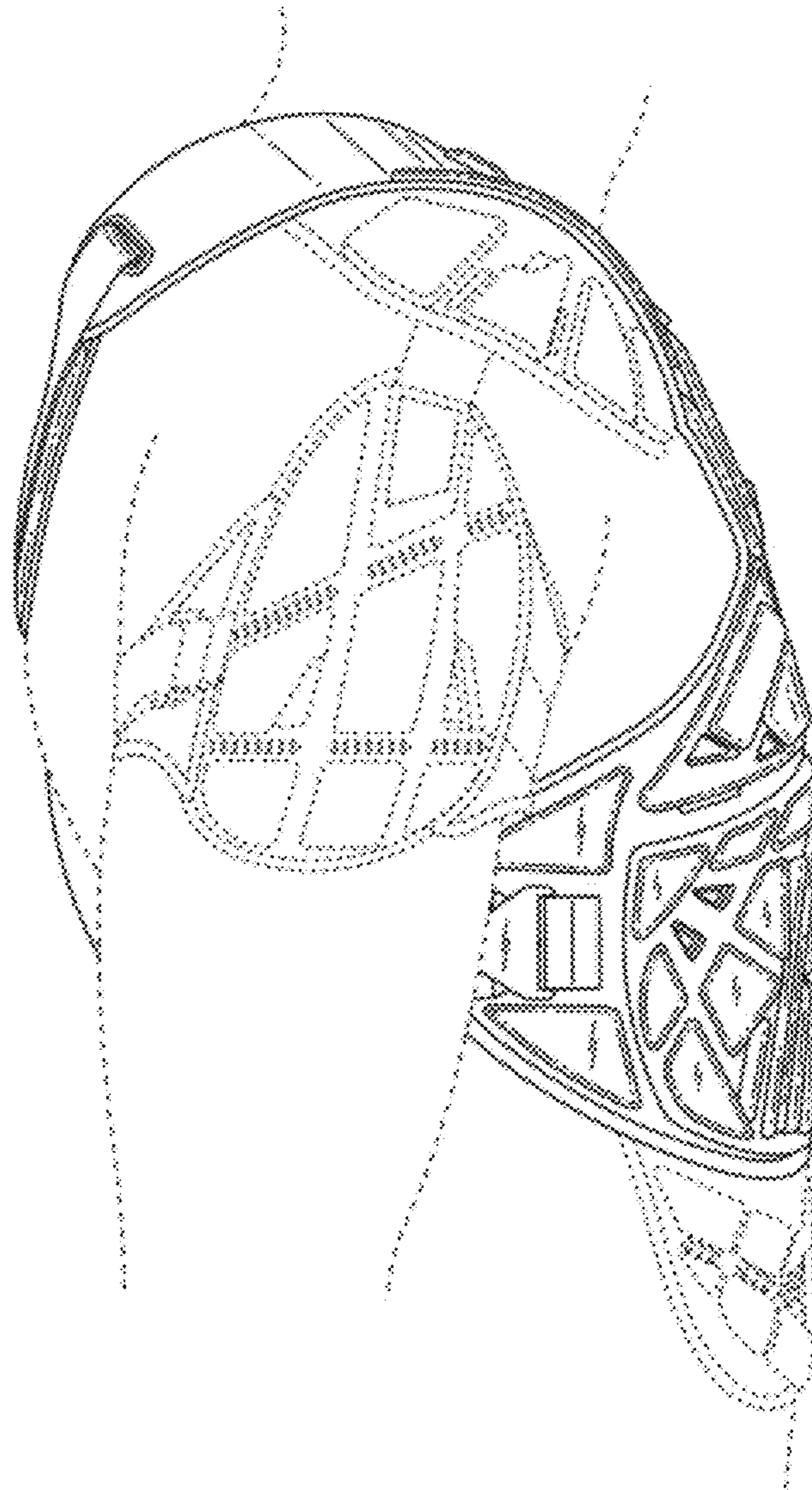


Fig. 4

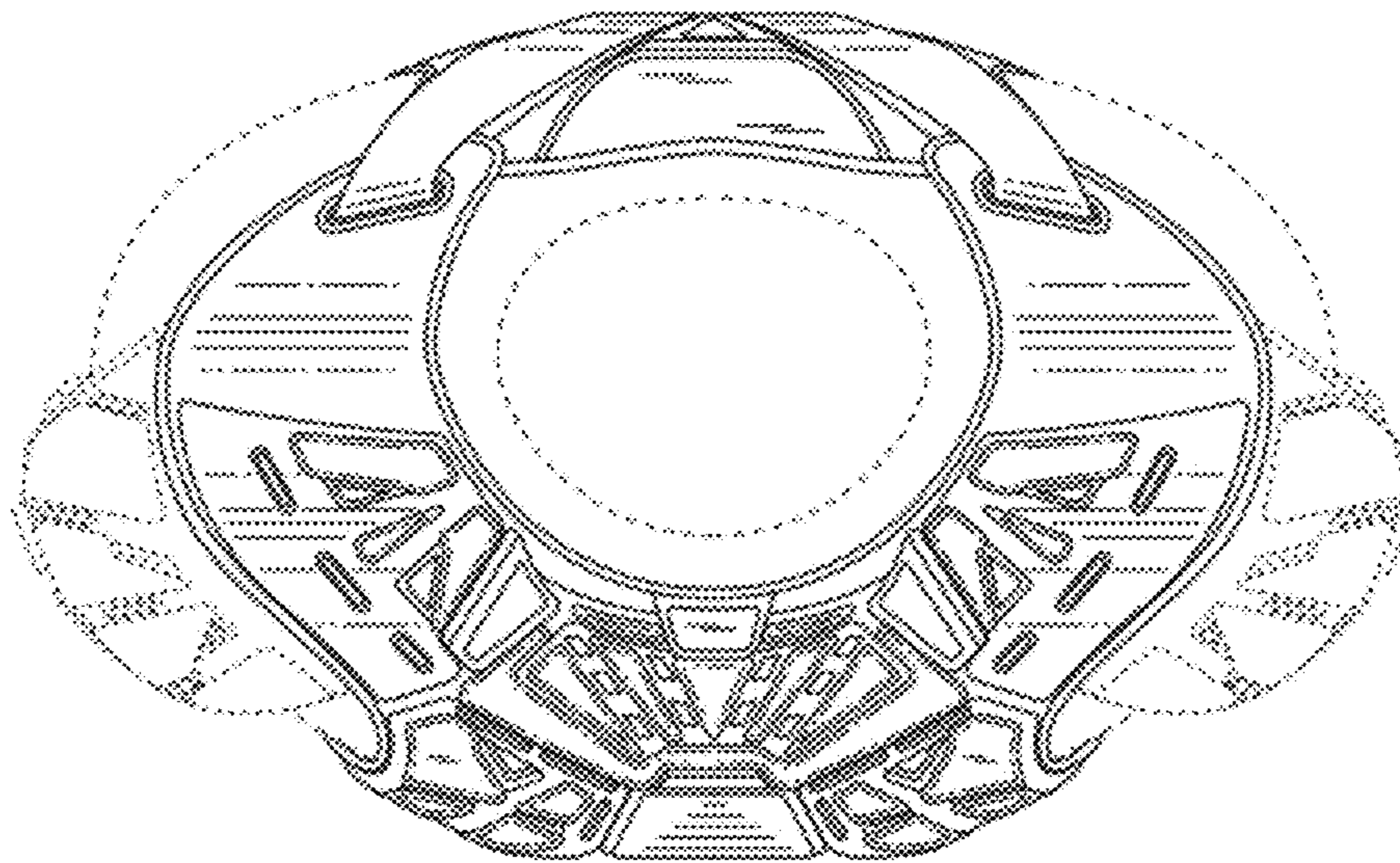


Fig. 5