



US00D663056S

(12) **United States Design Patent**  
**Sherman et al.**

(10) **Patent No.:** **US D663,056 S**  
(45) **Date of Patent:** **\*\* Jul. 3, 2012**

(54) **LIGHT BULB**

(75) Inventors: **Matthew Sherman**, Sharon, MA (US);  
**David Morin**, Salem, NH (US);  
**Timothy Kelly**, Brookline, MA (US);  
**Terence Yeo**, Boston, MA (US)

(73) Assignee: **Fusion Optix, Inc.**

(\*\*) Term: **14 Years**

(21) Appl. No.: **29/400,493**

(22) Filed: **Aug. 29, 2011**

(51) **LOC (9) Cl.** ..... **26-04**

(52) **U.S. Cl.** ..... **D26/2**

(58) **Field of Classification Search** ..... D26/1-4;  
313/313, 315, 316, 317, 318, 493; 315/52,  
315/53, 56, 57, 58

See application file for complete search history.

(56) **References Cited**

U.S. PATENT DOCUMENTS

D508,575	S	*	8/2005	Buschmann et al.	.....	D26/2
D528,227	S	*	9/2006	Chou et al.	.....	D26/2
D531,741	S	*	11/2006	Takahashi	.....	D26/2
D534,665	S	*	1/2007	Egawa et al.	.....	D26/2
D538,953	S	*	3/2007	Mama	.....	D26/2
D541,440	S	*	4/2007	Feit	.....	D26/2
D548,369	S	*	8/2007	Bembridge	.....	D26/2
D553,267	S	*	10/2007	Yuen	.....	D26/2
D590,523	S	*	4/2009	Takahashi	.....	D26/2
D615,220	S	*	5/2010	Crane et al.	.....	D26/2

\* cited by examiner

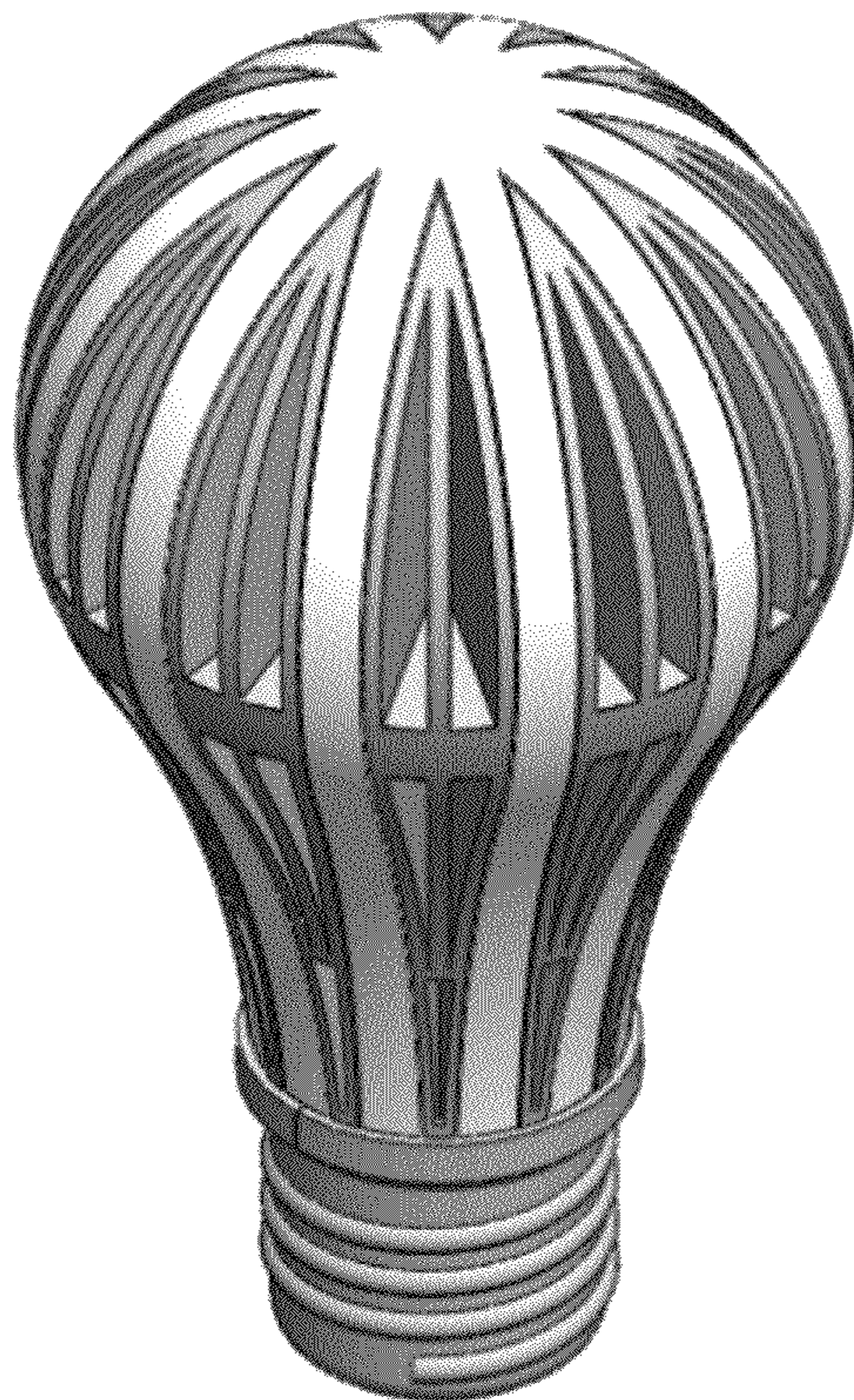
*Primary Examiner* — Marcus Jackson

(57) **CLAIM**  
The ornamental design for a light bulb, as shown.

**DESCRIPTION**

FIG. 1 is an elevated perspective view of the new light bulb.  
FIG. 2 is a tilted perspective view of the new light bulb.  
FIG. 3 is a side view of the new light bulb.  
FIG. 4 is a top view of the new light bulb; and,  
FIG. 5 is a bottom view of the new light bulb.

**1 Claim, 4 Drawing Sheets**





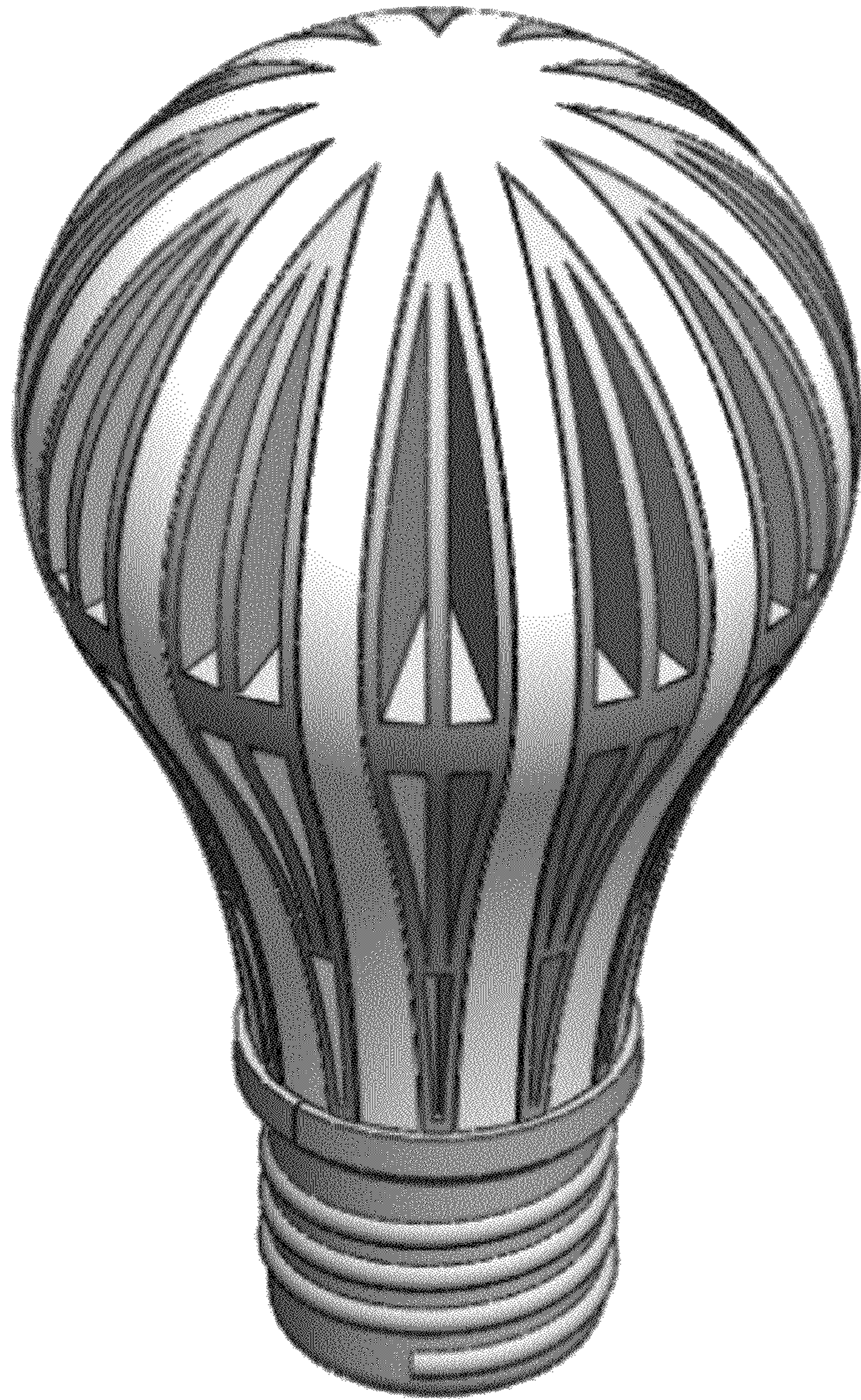


Figure 1






Figure 2



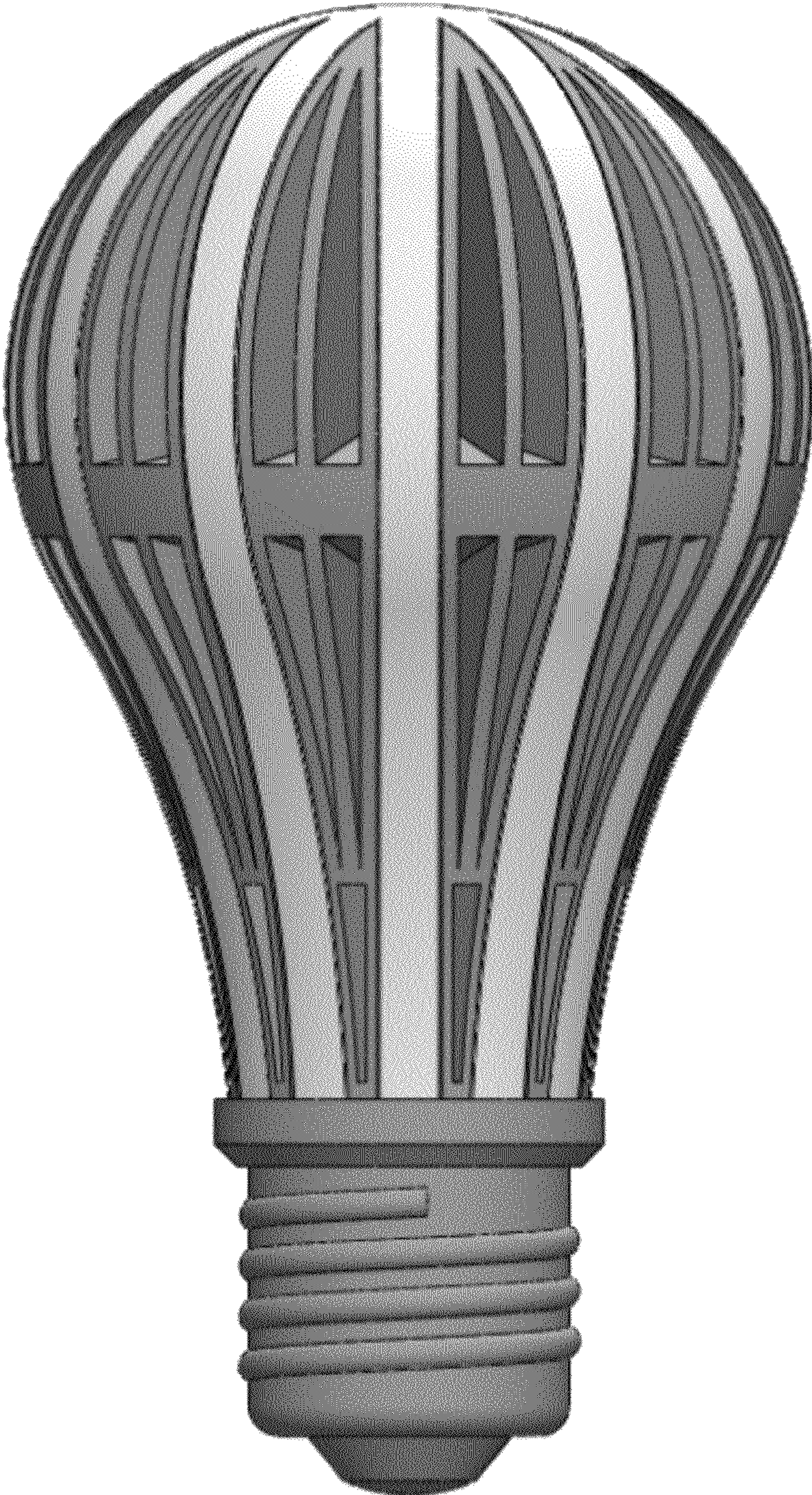


Figure 3






Figure 4




Figure 5